

Howard County Maryland

Proposed Capital Budget • Fiscal Year 2022



Calvin Ball
Howard County Executive



HCC Mathematics and Athletic Complex Rendering



EC Safe and Sound



Aging Infrastructure Maintenance



HCPSS School Construction and Renovation



HOWARD COUNTY OFFICE OF COUNTY EXECUTIVE

3430 Courthouse Drive ■ Ellicott City, Maryland 21043 ■ 410-313-2013 Voice/Relay

Calvin Ball
Howard County Executive
cball@howardcountymd.gov

www.howardcountymd.gov
FAX 410-313-3051

April 1, 2021

The Honorable Liz Walsh
Chairperson, Howard County Council
3430 Courthouse Drive
Ellicott City, MD 21043

Dear Chairperson Walsh,

I am pleased to present the Howard County Council with my proposed Fiscal Year (FY) 2022 Capital Improvement Program for Howard County. The proposed budget, totaling \$304.6 million, includes \$72.5 million funded by General Obligation (GO) bonds. This budget is the product of a concerted effort to deliver a sustainable and financially responsible capital plan, which supports critical infrastructure investment in the County despite challenges faced from shrinking debt capacity and economic uncertainty brought on by the pandemic.

Manage Debt Burden and Deliver A Sustainable Capital Plan

The proposed authorization of \$72.5 million in GO bonds represent the lowest amount in the last 19 years, in recognition of the County's escalating debt burden from existing infrastructure financing (with annual GO authorization averaging \$97.6 million in last 10 years). Of the total GO bond authorization, \$52.3 million (72%) support education entity projects.

Issued on March 1st, the County's FY 2022 Spending Affordability Advisory Committee (SAAC) report recommended reducing new authorized GO bonds to a maximum of \$50 million¹. Echoing the Committee's concerns, the proposed CIP budget reflects a historically low level of GO bonds in FY 2022, reducing the average projected GO bond authorization in the next six years to around \$70 million to align more closely with affordability. These efforts will not only help mitigate long-term liabilities and future potential tax needs, but also help to maintain operating budget capacity to support all other County services.

¹ The SAAC report noted: "We find it alarming that all debt burden measures continue to escalate. Specifically, in FY 2020, debt service payments as a percentage of total revenues exceeded the County policy ceiling of 10% for the first time... A higher debt burden increases the County's long-term liabilities inevitably spilling into increased spending obligations for future budgets.... Most importantly, a growing share of the total funding designated to debt service payments means fewer resources available in the annual (operating) budget to support all other needs and services for the entire County."

Additionally, the County has actively pursued external funding sources. On January 12th, the County was selected to apply for Water Infrastructure Finance and Innovation Act (WIFIA) financing from the U.S. Environmental Protection Agency to finance the North Tunnel and other flood mitigation projects. The estimated \$75 million WIFIA loan features favorable interest rates over a 30-year term that will transfer into relatively low debt service payments beginning in 2027. The proposed budget also uses \$30.3 million Pay As You Go (PAYGO) funds, which can only be used for one-time expenditures per the County Charter, as a cost-saving alternative to debt financing.

Our administration has been working diligently with external partners seeking continued and additional funding from the State and federal governments to support school projects and other infrastructure needs. I am pleased to announce that additional state aid is expected in FY 2022 to support critical projects within the Ellicott City Safe and Sound Plan thanks to our State partners.

Support Strategic Priorities and Improve Infrastructure Maintenance

Despite the financial challenges we face, our proposed budget supports the strategic priorities of the Administration and of the community. The proposed budget takes the following steps to advance critical initiatives:

- **Maintains last year's commitment of roughly \$50 million in County funding in each of the next six years to provide sustainable support to school projects** despite the County's fiscal and debt challenges. The FY 2022 proposal of \$52 million is 10.8% above the 5-year average County contribution in FY 2016-FY 2020 (excluding the one-time spike last year to make up for unmaterialized state aid), and fully funds all three priority school projects - New High School #13, the Talbott Springs Elementary School Replacement, and the Hammond High School Renovation/Addition – to keep all three projects on schedule;
- **Advances the construction of an expanded East Columbia 50+ Center**, allowing this long-awaited project to be completed in FY 2023;
- **Investment in the Harriet Tubman Remediation and Restoration** project including construction of the new Harriet Tubman Cultural Center, allowing this historically significant project to be completed in FY 2022;
- **Moves expeditiously on the Ellicott City Safe and Sound plan** with significant flood mitigation efforts in Ellicott City and Valley Mede, including construction of the Maryland Avenue Culvert Expansion, and final design and construction of the Extended North Tunnel in FY 2022;
- **Enhances investment in existing infrastructure**, increasing road resurfacing spending to address a growing backlog of aging infrastructure across the County and avoid more costly repairs/reconstruction in the future;
- **Secures local match for Howard Community College Mathematics and Athletic Complex**;
- **Addresses various other needs** in transportation, infrastructure, watershed, recreation and parks, and public safety projects; and
- **Delivers a realistic and affordable multi-year capital project plan** that aligns with projected funding.

Despite these efforts, some planned or requested projects will be delayed or scaled back to preserve the long-term fiscal health of the County. We must spend within our means and avoid incurring unaffordable long-term liabilities that overburden future governments and residents.

I would like to acknowledge the many residents, community leaders, and organizations who provided their input during our listening sessions and public hearings. Their collective efforts helped inform the development of this important capital budget plan.

Education

The FY 2022 proposed Howard County Public School System capital budget totals \$79.7 million, including County funding of \$52 million and verified State aid of \$27.7 million to date. While advocacy efforts to secure additional State aid are ongoing, the proposed budget fully funds the requested County share for the three top priorities of the Board of Education and supports various other project needs, including:

- New High School #13 to address school overcrowding (\$27.7million)
- Talbott Springs Elementary Replacement with programmatic and physical upgrades (prior appropriation satisfied all local funding needs)
- Hammond High School Renovation/Addition to increase capacity (\$15.1 million)
- Systemic renovation and roofing (\$9.1 million)
- Other, such as technology and relocatable classrooms (\$3.2 million)

This significant investment would continue our support of the top three priority capital projects – New High School #13, Talbott Springs Elementary, and Hammond High School. In addition, our six-year plan includes sustainable future County funding that allows all three projects to be completed on time.

This plan represents my commitment to maximize support to our school system while balancing fiscal reality with sustainable funding. I am thankful to our State partners for their support to help raise needed State aid, and am hopeful that additional State aid will be forthcoming in the near future.

Our focus on education continues with projects for the Howard Community College, with leveraged State aid to start construction of a new mathematics and athletics complex (\$15.8 million) and funding for systemic renovations (\$1.0 million).

Funding the Howard County Library System is also critical to achieving our goals of providing a world class and holistic education to residents for all ages. The proposed budget includes \$500,000 for the planning of the new library branch in Downtown Columbia.

Community Services

The population of older adult residents continues to grow at a rate 4-5 times that of our student population. To meet the growing needs of our aging community, we will strengthen services and facilities that benefit them.

This budget includes \$5.5 million in FY 2022 County funding combined with \$1 million state aid to support the construction of an expanded East Columbia 50+ Center, including an upgrade for LEED Gold certification to achieve long-term energy efficiency. The project is expected to be completed in FY 2023.

In addition, \$1.3 million County funding and a \$750,000 state grant will support the construction of the Harriet Tubman Cultural Center.

Ellicott City Safe and Sound

We continue to work diligently to mitigate flooding in the Tiber-Hudson Watershed and protect Historic Ellicott City from future storms. This effort includes the continued design and construction of large flood mitigation facilities identified in the EC Safe and Sound Plan.

This year's proposed budget of \$89.8 million includes a significant Federal loan in addition to funding from State and local sources. The \$75 million WIFIA loan will allow the County to move expeditiously on construction of the Maryland Avenue Culvert Expansion, and final design and construction of the Extended North Tunnel in FY 2022 at a lower annual payment than traditional GO financing. Additionally, flood mitigation facilities on the New Cut Branch (NC-3) and Hudson Branch (H-4) will advance into the design phase, with the H-4 project taking 34 units out of the development pipeline while providing 11 acres for upstream flood mitigation. The proposed budget also includes funds for sidewalk and streetscape improvements and building renovations on Lower Main Street.

Stormwater and Watershed Management

We continue to implement projects to improve the County's water resources and water quality. The use of the Watershed Protection and Restoration fee allows us to perform stormwater treatment projects that prevent polluted run-off from reaching the Chesapeake Bay.

To date, we have treated over 2,900 acres of impervious surface, exceeding the State's target, by installing best management practices that limit the amount of nitrogen, phosphorus and sediment from entering our waterways.

Infrastructure Maintenance

The proposed budget includes \$10 million PAYGO funding to address critical road resurfacing needs, the highest investment since FY 2015. The road resurfacing backlog has grown steadily to \$61.4 million in 2020, while the road condition indicators have declined due to rapidly aging infrastructure across the County. Preliminary analysis indicates that the County needs \$12.5~\$14.5 million per year in road resurfacing just to provide routine maintenance of the 1,080 miles of County roads to offset new deterioration and avoid adding more to the existing backlog.

The FY 2022 focus is maintaining critical infrastructure: repairing bridges, emergency structures, potholes, sidewalks, storm drains, and culverts, as well as improving traffic

signals and intersections. We will also focus on maintaining and enhancing our water and sewer priority projects.

The County is committed to enhancing investment in infrastructure maintenance. As the SAAC report pointed out, deteriorating roadway infrastructure will lead to increased future expenses of County funds, due to the higher costs associated with structural repair and replacement. A similar dynamic exists for other maintenance needs, including storm drainage and systemic renovation of buildings and facilities.

The FY 2022 budget includes \$3.8 million in County systemic facilities improvements. The proposed budget will address a small portion of deferred maintenance projects around the county that have been identified through a 3rd party inspection program. Examples of these projects include HVAC upgrades to buildings like the Animal Control Facility, systemic repairs to the Long Reach Village Center and replacement of the gymnasium floor at the Gary Arthur Community Center. In addition, funding will be used to renovate/reconfigure existing county space to accommodate new initiatives, like the new Body Worn Camera program that requires new staff for the Police, Sheriff and State's Attorney's office.

Transportation

This budget includes \$5.0 million in County funding to support pedestrian and bicycle infrastructure in Howard County. Among the total, \$3.5 million will provide new infrastructure to continue implementation of the Howard County Pedestrian Master Plan, Bicycle Master Plan and Complete Streets Policy; and \$1.6 million will repair and maintain existing sidewalks and curb ramps. Both the new infrastructure and maintenance of existing facilities provide significant safety, economic, environmental and health benefits for our community.

Public Safety

Our capital budget continues to prioritize public safety needs. The proposed budget includes \$1.7 million, which together with prior appropriation will advance construction of a new North Columbia Fire Station. In its new location, this station will serve to relieve the demands associated with increased population density and call demands in North Columbia and surrounding areas, while improving existing facilities at Cedar Lane Park. It will also provide coverage of Downtown Columbia during the planned Banneker Station redevelopment, which includes a residential component that provides 100 units of senior affordable housing.

The budget includes \$1.1 million to provide various enhancements to existing public safety systems, including replacing routers, servers and software for public safety radio system and the implementation of a new Computer-Aided Dispatch System.

In addition, \$1.6 million is proposed to facilitate safety improvements to the existing firing range. Urgent improvements will include remediation of lead contaminated soils and reconstruction of the existing earth berm to mitigate risks of errant rounds to escape the range. A modular trailer will also be added to separate this operation from the current training and office trailer and mitigate the potential exposure to lead dust. The

FY 2022 proposed budget also includes \$2 million for critical renovation for the Detention Center including upgrades to both the sprinkler and fire alarm systems. It is crucial that these aging systems be updated to maintain code compliance and life safety. The project also includes a partial renovation of the Intake area to better meet safety needs and deferred maintenance such as repairs to the exterior wall, plumbing and HVAC systems and miscellaneous urgent repairs.

Business and Economic Development

We place a strong emphasis on supporting businesses, expanding our culture of innovation and cultivating entrepreneurs. This effort will strengthen our local economy and increase the commercial tax base, improving the quality of life for every resident.

The Maryland Innovation Center (MIC) is home to the Howard County Economic Development Authority, Maryland Center for Entrepreneurship and the Howard County Tech Council. The MIC also provides incubator space for start-ups and is a regional hub for business events. Prior County appropriation, leveraged with State funding and private investment, will allow the final phase of renovations and equipment purchases to be finished in FY 2022.

Recreation and Parks

With \$8.3 million in proposed FY 2022 County funding through designated Transfer Tax revenues and GO Bonds support, we continue to invest in renovations to existing facility infrastructure and park improvement projects.

Prior appropriation for Blandair Park will allow us to proceed with the design of Phase 6, which includes ongoing design for site grading, utilities, a skatepark, outdoor basketball courts and a parking lot. Prior appropriation for Troy Park will allow for the revised design and partial construction of ancillary facilities for Field #1, which includes restrooms, a storage space, grandstand bleachers, and other site enhancements. Additional Transfer Tax funding will enable the replacement of several synthetic turf fields, playgrounds, pedestrian bridges, and other park infrastructure exceeding functional lifespans. This additional funding also supports pathway and playground safety surfacing improvements across the county. New GO Bond funding will enable the construction of a new synthetic turf field at Cedar Lane Park.

In FY 2022, we anticipate approximately \$1.3 million in State Program Open Space funding eligible for park development projects. This funding will support the completion of Field #1 improvements at Troy Park and the replacement of aged park infrastructure at multiple sites. Additionally, the proposed budget includes an estimated \$995,000 in Program Open Space land acquisition funding, which increases our capabilities to pursue parkland acquisition opportunities as they arise.

Long-Term Realistic Planning

We are proud of continued progress in bringing our long-term capital budget plan closer to financial reality. The proposed 6-year CIP features GO bonds that average approximately \$70 million per year, lower than historical levels and largely in line with projected affordability. This represents another important milestone in managing the

County's long-term liability as well as delivering honest, realistic and sustainable long-term infrastructure plans for the public.

Despite all the challenges mentioned earlier, I believe this proposed budget takes a pragmatic approach while ensuring Howard County remains the best place to live, learn, work, play and grow. If you have questions during your review, please do not hesitate to contact me, or my Budget Administrator Dr. Holly Sun, for assistance.

Sincerely,

A handwritten signature in blue ink, appearing to read "Calvin Ball". The signature is fluid and cursive, with a large initial "C" and "B".

Calvin Ball,
Howard County Executive

TABLE OF CONTENTS

GUIDE:

How to read the Capital Budget
Budget symbols for fund Types

SUMMARIES:

Sources of Funds, Capital Improvement Program, and Extended
County Map of Executive Proposed FY22 funded projects

Bridge Improvement Program	B	Library Projects	L
General County Projects	C	Community College Projects	M
Storm Drainage Projects	D	Recreation & Parks	N
Education Capital Projects	E	Police Projects	P
Fire And Rescue Projects	F	Sewer Projects	S
Agriculture Preservation Projects	G	Traffic/Intersection Projects	T
Road Resurfacing Projects	H	Water Projects	W
Road Construction Projects	J		
Sidewalk / Curb Projects	K		

HOW TO READ THE CAPITAL BUDGET

There is a Program Summary page in the beginning of the budget. It is organized to show where the money comes from and the level of effort given to major elements of the Plan Howard 2030 including the cumulative Capital Improvement Program

The budget book is organized in alpha-numeric order following the alpha codes shown in the Table of Contents. The projects in each alpha group are then presented in numeric order.

Each category of projects is summarized in the initial pages for that group. They represent a type of project. Projects with specific locations are shown on a detail map.

In the presentation of the budget detail for each capital project, the display of the project number and title appears on both parts of a two-part form with the following information:

PART A

DESCRIPTION in general terms of what is to be ultimately funded

JUSTIFICATION of need, why, or the objective being met

REMARKS gives further details or statistics

SCHEDULE of major milestones by fiscal year timeframe

OPERATING BUDGET IMPACT estimates cost after project is completed

MAP depicts a specific site or a County-wide project

PART B

A matrix which vertically adds elements of the project development and funding sources which match at the horizontal row Total Project Expenditures with columns to show:

PRIOR APPROPRIATION shows dollars funded in previous budget years

FISCAL '200_' BUDGET shows dollars being acted-on in this > _ = fiscal year

APPROPRIATION TOTAL is the sum of the Prior Appropriation and this Fiscal year

FIVE YEAR CAPITAL PROGRAM is a projection of needs 5 years into the future beyond the budget year. Note that years 6 to 10 beyond the budget year belong to the Extended Program

TOTAL PROJECT combines prior, this fiscal year, and projected future dollars

PROJECT STATUS shows major milestones which have been accomplished and how much of the prior appropriation has been spent up to February of the current fiscal year.

Capital Budget Revenues

CAPITAL BUDGET REVENUE FUNDING TYPE CODES

- A** = Aid for Schools
State Inter Agency Committee contribution
- B** = Bonds, general obligation or short term instruments
Part of affordability limit calculation
- C** = Cash (Utility Enterprise Fund)
Ad valorem and associated interest income
- D** = Developer Contribution
Either through Agreement or obligation
- E** = Excise Tax
Dedicated annual tax collected and associated interest income
- G** = Grant (defined in 'Remarks' on project sheets)
State or Federal monies; POS, FHWA, ISTEA, etc
- I** = In - Aid of Construction (Utility Enterprise Fund)
Building permit fee to support infrastructure
- M** = Metro District Bonds (Utility Enterprise Fund)
Not part of affordability % calculation
- L** = Lease
Lease
- O** = Other (defined in 'Remarks' on project sheets)
Race Track funds, Special interest group contribution, Fines, assessments, fees, reimbursement
- OG** = Other GO
General Obligation Bonds supported by dedicated revenue stream
(e.g. Transfer Tax, Program Revenues, Incremental, Property Tax etc.)
- P** = Pay as you go
General fund cash on a year by year basis
- R** = Stormwater Utility (Watershed Protection and Restoration fund)
- S** = Storm Drain Fund & Storm Water Mgmt Fees
(defined in 'Remarks' on project sheets)
Down stream off property improvement fund by drainage area or
Fee paid in lieu of constructing a retention facility
- T** = Transfer Tax
% of total collected annually dedicated to education, fire service, parks
- U** = Utility Enterprise Fund (Summary Level)
'C', 'I', 'M' = from above combined
- W** = Water Quality State/Federal Loan
Bonds floated by State/Federal Agency for better rate, we repay as if our own
- X** = Excise tax backed Bonds – 'Non GO Bonds'
Supported borrowing based on dedicated revenue stream
Not part of General obligation Bond affordability limit calculation
- Z** = Education Excise tax backed Bonds
Supported borrowing based on dedicated revenue stream
- CC** = College revenue backed Bonds
Supported borrowing based on fee-based revenue stream

Howard County, MD
2022 New Capital Projects

Project	Description
GENERAL COUNTY PROJECTS (2)	
C0365 - SYSTEMIC FACILITY IMPROVEMENTS	Project to maintain all county facilities managed by the Department of Public Works.
C0366 - PUBLIC SAFETY TRAINING FACILITIES IMPROVEMENTS	Project will make improvements determined by Public safety Master Plan, and as determined necessary for safety.

2 Total New Projects for Budget Year 2022

Capital Program Summary

(In Thousands of \$)

	Prior Appropriation	Fiscal 2022 Budget	Total Appropriation	5Yr Capital Program	Extended Program Total	Total Project
EDUCATION	760,265	110,355	870,620	422,108	360,191	1,652,919
GENERAL COUNTY	799,855	111,741	911,596	178,203	32,471	1,122,270
OTHER	170,608	0	170,608	0	0	170,608
RECREATION AND PARKS	161,188	12,717	173,905	39,425	61,700	275,030
TRANSPORTATION	567,847	39,894	607,741	179,225	156,235	943,201
WATER AND SEWER	596,207	29,925	626,132	207,561	89,390	923,083
Program Total	3,055,970	304,632	3,360,602	1,026,522	699,987	5,087,111
BONDS	1,042,864	72,531	1,115,395	343,748	304,945	1,764,088
COLLEGE REVENUE BACKED BOND	7,717	0	7,717	0	0	7,717
DEVELOPER CONTRIBUTION	46,542	2,900	49,442	6,150	0	55,592
EDUCATION EXCISE BONDS	34,823	0	34,823	0	0	34,823
EXCISE TAX	17,822	4,000	21,822	45,000	32,000	98,822
EXCISE TAX BACKED BONDS	152,951	0	152,951	0	0	152,951
GRANTS	207,114	30,375	237,489	79,400	33,750	350,639
IN-AID of CONSTRUCT UTILITIES	31,554	3,263	34,817	18,495	13,186	66,498
LEASE	28,400	0	28,400	0	0	28,400
METRO DISTRICT BOND	380,693	17,585	398,278	146,831	46,320	591,429
Other GO	75,339	0	75,339	40,000	0	115,339
OTHER SOURCES	301,928	10,527	312,455	36,318	6,409	355,182
PAY AS YOU GO	111,383	30,327	141,710	85,728	67,152	294,590
STATE AID for SCHOOLS	198,855	27,667	226,522	100,827	87,191	414,540
STORM DRAINAGE FUND	2,690	0	2,690	0	0	2,690
STORMWATER UTILITY FUNDING	52,507	0	52,507	0	0	52,507
TIF BONDS	90,000	0	90,000	750	3,650	94,400
TRANSFER TAX	113,982	21,880	135,862	82,250	75,500	293,612
UTILITY CASH	156,809	8,577	165,386	41,025	29,884	236,295
WATER QUALITY STATE OR FED LOAN	1,997	75,000	76,997	0	0	76,997
Revenue Total	3,055,970	304,632	3,360,602	1,026,522	699,987	5,087,111

Howard County, MD
Executive Proposed FY 2022 Capital Budget by Source of Funds
(In Thousands of \$)

Program Type	Total	GO Bonds	Dev Contrib	Excise Tax	Grants	IAC	Metro Bonds	Other	Pay Go	State Aid Schools	Transfer Tax	Utility Fund	Water Quality Bonds
Board of Education	79,667	35,000		4,000						27,667	13,000		
Bridge Improvements	1,885	1,125			260				500				
Community College	30,688	16,844			13,844								
Fire	3,455							500			2,955		
General County	107,786	5,927			8,120			484	18,255				75,000
Library	500	500			580			(580)					
Recreation & Parks	12,717	2,345			4,397			50			5,925		
Road Construction	3,190	1,090	2,000						100				
Road Resurfacing	10,000								10,000				
Sewer	13,925		500			1,230	7,775					4,420	
Sidewalk/Curb Projects	4,509	3,500			9			(447)	1,447				
Storm Drainage	17,800	4,000			3,300			10,500					
Traffic Improvements	2,510	2,200	400		(135)			20	25				
Water	16,000					2,033	9,810					4,157	
Total	304,632	72,531	2,900	4,000	30,375	3,263	17,585	10,527	30,327	27,667	21,880	8,577	75,000

Howard County, MD
Executive Proposed FY 2022 Capital Improvement Program Summary
(In Thousands of \$)

Program Title	Prior Appropriation	Fiscal 2022 Budget	Total Appropriation	Fiscal 2023	Fiscal 2024	Fiscal 2025	Fiscal 2026	Fiscal 2027	5 Year Total
AGRICULTURAL PRESERVATION PROJECTS	170,608	-	170,608	-	-	-	-	-	-
BRIDGE PROJECTS	30,469	1,885	32,354	2,700	1,500	1,500	1,500	1,300	8,500
COMMUNITY COLLEGE PROJECTS	84,973	30,688	115,661	30,588	27,693	1,000	1,000	1,000	61,281
FIRE PROJECTS	37,046	3,455	40,501	1,900	925	925	925	800	5,475
GENERAL COUNTY PROJECTS	731,465	107,786	839,251	43,825	37,798	11,181	21,426	15,398	129,628
LIBRARY PROJECTS	26,329	500	26,829	500	2,600	40,000	-	-	43,100
POLICE PROJECTS	5,015	-	5,015	-	-	-	-	-	-
RECREATION AND PARKS	161,188	12,717	173,905	9,625	6,150	6,500	6,850	10,300	39,425
ROAD CONSTRUCTION PROJECTS	221,366	3,190	224,556	3,200	5,100	3,000	3,000	3,000	17,300
ROAD RESURFACING PROJECTS	70,467	10,000	80,467	10,000	12,500	12,500	12,500	12,500	60,000
SCHOOL SYSTEM PROJECTS	675,292	79,667	754,959	79,045	70,830	60,330	70,000	80,622	360,827
SEWER PROJECTS	398,320	13,925	412,245	39,745	34,110	20,415	15,935	13,570	123,775
SIDEWALK PROJECTS	29,900	4,509	34,409	9,000	8,500	7,000	5,000	4,000	33,500
STORM DRAINAGE PROJECTS	190,487	17,800	208,287	15,000	11,400	6,800	4,000	4,100	41,300
TRAFFIC PROJECTS	25,158	2,510	27,668	2,725	7,725	2,725	2,725	2,725	18,625
WATER PROJECTS	197,887	16,000	213,887	34,198	14,328	12,340	10,860	12,060	83,786
Total Capital	3,055,970	304,632	3,360,602	282,051	241,159	186,216	155,721	161,375	1,026,522

Howard County, MD

Executive Proposed Capital Budget Extended Summary For FY 2022

(In Thousands of \$)

Program Title	Approp. Total	5 Yr Capital Program	FY 2028	FY2029	FY2030	FY 2031	Total Extended
AGRICULTURAL PRESERVATION PROJECTS	170,608	-	-	-	-	-	170,608
BRIDGE PROJECTS	32,354	8,500	1,000	1,000	1,000	-	43,854
COMMUNITY COLLEGE PROJECTS	115,661	61,281	5,800	42,000	6,700	2,000	233,442
FIRE PROJECTS	40,501	5,475	800	500	500	-	47,776
GENERAL COUNTY PROJECTS	839,251	129,628	17,510	11,151	1,534	476	999,550
LIBRARY PROJECTS	26,829	43,100	-	-	-	-	69,929
POLICE PROJECTS	5,015	-	-	-	-	-	5,015
RECREATION AND PARKS	173,905	39,425	33,700	9,900	16,800	1,300	275,030
ROAD CONSTRUCTION PROJECTS	224,556	17,300	50,260	7,125	-	2,000	301,241
ROAD RESURFACING PROJECTS	80,467	60,000	15,750	15,750	15,750	15,750	203,467
SCHOOL SYSTEM PROJECTS	754,959	360,827	69,403	79,500	77,788	77,000	1,419,477
SEWER PROJECTS	412,245	123,775	12,610	13,030	13,460	13,690	588,810
SIDEWALK PROJECTS	34,409	33,500	5,150	4,650	4,650	4,000	86,359
STORM DRAINAGE PROJECTS	208,287	41,300	3,100	3,100	3,100	3,100	261,987
TRAFFIC PROJECTS	27,668	18,625	-	-	-	-	46,293
WATER PROJECTS	213,887	83,786	8,480	12,280	7,870	7,970	334,273
Total Capital	3,360,602	1,026,522	223,563	199,986	149,152	127,286	5,087,111

Executive Proposed FY 2022 5 Year Capital Budget Revenue Summary

Source	Prior Approp	Current FY	2023	2024	2025	2026	2027	5 Year Total
BONDS	1,042,864	72,531	86,496	86,965	56,965	57,261	56,061	343,748
COLLEGE REVENUE BACKED BOND	7,717	0	0	0	0	0	0	0
DEVELOPER CONTRIBUTION	46,542	2,900	430	3,430	430	1,430	430	6,150
EDUCATION EXCISE BONDS	34,823	0	0	0	0	0	0	0
EXCISE TAX	17,822	4,000	9,000	9,000	9,000	9,000	9,000	45,000
EXCISE TAX BACKED BONDS	152,951	0	0	0	0	0	0	0
GRANTS	207,114	30,375	23,354	34,446	5,600	12,600	3,400	79,400
IN-AID of CONSTRUCT UTILITIES	31,554	3,263	6,258	2,843	3,318	2,988	3,088	18,495
LEASE	28,400	0	0	0	0	0	0	0
METRO DISTRICT BOND	380,693	17,585	59,573	35,478	21,215	14,915	15,650	146,831
Other GO	75,339	0	0	0	40,000	0	0	40,000
OTHER SOURCES	301,928	10,527	15,717	11,275	3,160	1,035	5,131	36,318
PAY AS YOU GO	111,383	30,327	27,201	14,800	14,651	14,675	14,401	85,728
STATE AID for SCHOOLS	198,855	27,667	27,045	18,830	8,330	18,000	28,622	100,827
STORM DRAINAGE FUND	2,690	0	0	0	0	0	0	0
STORMWATER UTILTY FUNDING	52,507	0	0	0	0	0	0	0
TIF BONDS	90,000	0	0	0	0	250	500	750
TRANSFER TAX	113,982	21,880	18,075	14,975	15,325	15,675	18,200	82,250
UTILITY CASH	156,809	8,577	8,902	9,117	8,222	7,892	6,892	41,025
WATER QUALITY STATE OR FED LOAN	1,997	75,000	0	0	0	0	0	0
Total	3,055,970	304,632	282,051	241,159	186,216	155,721	161,375	1,026,522

Fiscal Year 2022 Budget Summary

Area FY 2022 Capital Projects Map

<u>Project#</u>	<u>Name</u>
B3850	B3850-FY2001 STRUCTURE INSPECTION PROGRAM
B3853	B3853-FY2000 EMERGENCY STRUCTURE RECONSTRUCTION
B3857	B3857-FY2001 SYSTEMIC STRUCTURE IMPROVEMENTS
C0301	C0301-FY2005 TECHNOLOGY INFRASTRUCTURE UPGRADES
C0311	C0311-FY2007 PUBLIC SAFETY RADIO SYSTEM ENHANCEMENTS
C0315	C0315-FY2009 PUBLIC SAFETY SYSTEM ENHANCEMENTS
C0322	C0322-FY2012 CENTRAL FLEET SYSTEMIC IMPROVEMENTS and FUEL SYSTEM
C0329	C0329-FY2012 ENERGY MANAGEMENT/IMPROVEMENTS
C0335	C0335-FY2014 COMMUNITY RESOURCES and SERVICES FACILITY/PROGRAM ENHANCEMENTS
C0348	C0348-FY2017 MODERNIZATION OF FLEET AND HIGHWAYS SHOPS
C0349	C0349-FY2017 ENVIRONMENTAL COMPLIANCE OPERATIONS
D1124	D1124-FY2007 DRAINAGE IMPROVEMENT PROGRAM
D1148	D1148-FY2007 NPDES WATERSHED MANAGEMENT PROGRAM
D1164	D1164-FY2013 COMMUNITY ENVIRONMENTAL PARTNERSHIPS
D1169	D1169-FY2016 STORM DRAIN CULVERT REPLACEMENT PROGRAM
D1175	D1175-FY-2018 VALLEY MEDE/CHATHAM FLOOD MITIGATION
D1176	D1176-WATERSHED MANAGEMENT CONSTRUCTION
D1177	D1177-STORMWATER MANAGEMENT FACILITY RECONSTRUCTION
E0989	E0989-FY1989 BARRIER-FREE PROJECTS
E0990	E0990-FY2002 PLAYGROUND EQUIPMENT
E1038	E1038-FY2017 PLANNING AND DESIGN
E1044	E1044-FY2019 SYSTEMIC RENOVATIONS
E1045	E1045-FY2019 RELOCATABLE CLASSROOMS
E1046	E1046-FY2019 ROOFING
E1048	E1048-FY2019 TECHNOLOGY
F5960	F5960-FY2001 FIRESTATION SYSTEMIC IMPROVEMENTS

Fiscal Year 2022 Budget Summary

Area FY 2022 Capital Projects Map

H2011	H2011-FY2013 MICRO SURFACING PROGRAM
H2014	H2014-FY2013 ROAD RESURFACING PROGRAM
H2015	H2015-FY2013 ROADWAY INFRASTRUCTURE INVENTORY AND ASSESSMENT
H2016	H2016-FY2013 STREET TREE PROGRAM
J4219	J4219-FY2015 ENGINEERING STUDY PROGRAM
J4231	J4231-FY2013 ELKRIDGE MAIN STREET IMPROVEMENTS
J4240	J4240-ROADWAY REHABILITATION SAFETY PROGRAM
J4251	J4251-FY2018 LIME KILN ROAD IMPROVEMENTS
J4711	J4711-FY2011 DEVELOPER INSPECTION PROGRAM
K5035	K5035-FY1998 SCHOOL ROUTE PATHWAYS or SIDEWALKS
K5043	K5043-SIDEWALK REPAIR PROGRAM
K5061	K5061-FY2007 PEDESTRIAN PLAN PROJECTS
K5066	K5066-FY2014 BICYCLE PLAN PROJECTS
K5068	K5068 - ADA RAMPS UPGRADE PROGRAM.
K5069	K5069-BITUMINOUS CURB and GUTTER REPLACEMENT PROGRAMS
N3108	N3108-FY2004 PARK SYSTEMIC IMPROVEMENTS
N3109	N3109-FY2004 PARKS RESURFACING PROGRAM
N3958	N3958-FY2003 HISTORIC STRUCTURES REHABILITATION
N3978	N3978-FY2018 PARKLAND ACQUISTION PROGRAM
S6601	S6601-FY2020 SEWER ASSET MANAGEMENT PROGRAM
S6711	S6711-FY2011 DEVELOPER INSPECTION PROGRAM
T7094	T7094-FY2007 STREET LIGHTING PROGRAM
T7105	T7105-FY2011 SIGNALIZATION PROGRAM
T7106	T7106-INTERSECTION OR CORRIDOR SAFETY IMPROVEMENT PROGRAM
T7109	T7109-FY2016 DEVELOPER STREETLIGHT PROGRAM
W8601	W8601-FY2016 ACQUISITION CONTINGENCY FUND
W8602	W8602-FY2016 SLEEVES RELOCATIONS AND APPURTENANCES
W8603	W8603-FY2020 WATER ASSET MANAGEMENT PROGRAM

Fiscal Year 2022 Budget Summary

Columbia Area FY 2022 Capital Projects Map

<u>Project#</u>	<u>Name</u>
C0351	C0351-FY2017 HARRIET TUBMAN REMEDIATION and RESTORATION
E1024	E1024-FY2019 HAMMOND HIGH SCHOOL RENOVATION/ADDITION
E1043	E1043-FY2019 TALBOTT SPRINGS ELEM SCHOOL REPLACEMENT
F5976	F5976-FY2018 NORTH COLUMBIA FIRE STATION
J4167	J4167-FY2010 SNOWDEN RIVER BROKEN LAND INTERSECT
L0020	L0020-FY2021 NEW HCLS CENTRAL BRANCH & RELOCATION
M0539	M0539-FY2020 MATHEMATICS AND ATHLETICS COMPLEX
M0550	M0550-FY2017 SYSTEMIC RENOVATIONS
N3962	N3962-FY2008 CENTENNIAL PARK IMPROVEMENTS
N3963	N3963-FY2009 PATHWAY and TRAIL REHAB and EXPANSION
S6274	S6274-FY2015 UPPER LITTLE PATUXENT PARALLEL SEWER
S6600	S6600-FY2019 WATER AND WASTEWATER FACILITIES CAPITAL REPAIRS AND UPGRADES

Elkridge Area FY 2022 Capital Projects Map

<u>Project#</u>	<u>Name</u>
C0333	C0333-FY2015 DETENTION CENTER RENOVATIONS
E1035	E1035-FY2019 NEW HIGH SCHOOL #13
N3959	N3959-FY2005 PATAPSCO FEMALE INSTITUTE SITE WORK
W8303	W8303-FY2018 ANDERSON AVE MOUND STREET WATER MAIN

Ellicott City Area FY 2022 Capital Projects Map

<u>Project#</u>	<u>Name</u>
B3835	B3835-FY2006 HENRYTON ROAD BRIDGE (H0-105)
C0299	C0299-FY2005 WASTE MANAGEMENT IMPROVEMENTS
C0337	C0337-FY2014 ELLICOTT CITY IMPROVEMENTS and ENHANCEMENTS
C0359	C0359-FY2019 TURF VALLEY SCHOOL SITE ACQUISITION
S6283	S6283-FY2013 TIBER SUCKER BRANCH INTERCEPTOR IMPROVEMENTS

Fiscal Year 2022 Budget Summary

North Laurel Area FY 2022 Capital Projects Map

<u>Project#</u>	<u>Name</u>
F5975	F5975-FY2010 ROUTE ONE FIRE STATION
K5063	K5063-FY2017 NORTH LAUREL ROAD SIDEWALK

Savage Area FY 2022 Capital Projects Map

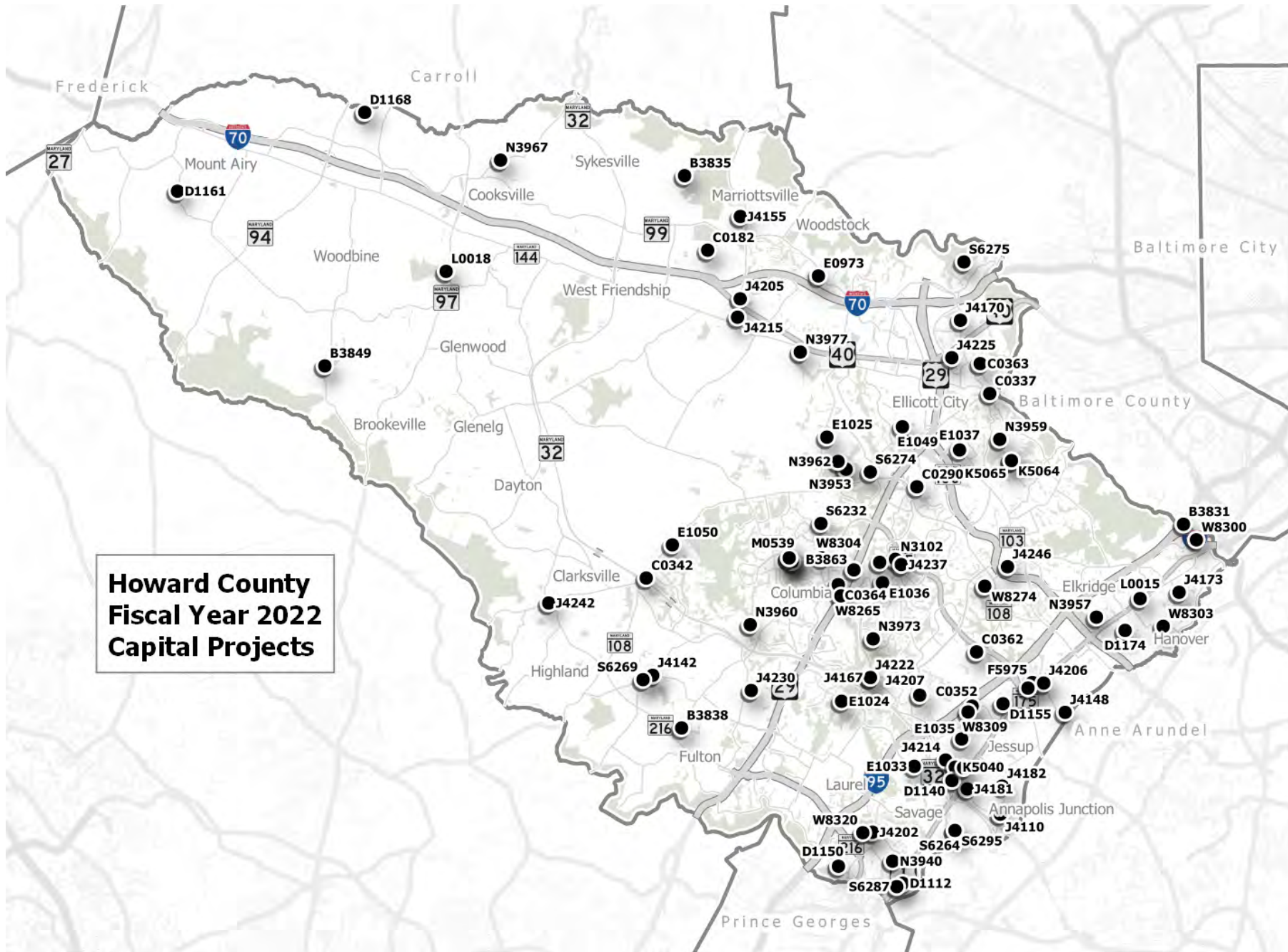
<u>Project#</u>	<u>Name</u>
J4248	J4248-FY2017 SAVAGE AREA COMPLETE STREETS
N3957	N3957-FY2003 TROY PARK & HISTORIC REHABILITATION
W8309	W8309-FY2014 MISSION ROAD WATER MAIN LOOP

Scaggsville Area FY 2022 Capital Projects Map

<u>Project#</u>	<u>Name</u>
N3960	N3960-FY2006 ROBINSON PROPERTY NATURE CENTER

Western County Area FY 2022 Capital Projects Map

<u>Project#</u>	<u>Name</u>
B3849	B3849-FY1996 DAISY ROAD BRIDGE (H0-38)
B3858	B3858-FY2019 PFEFFERKORN ROAD BRIDGE (HO-31)
F5972	F5972-FY2008 RURAL FIRE PROTECTION PROGRAM
N3967	N3967-FY2007 SOUTH BRANCH PARK



**Howard County
Fiscal Year 2022
Capital Projects**

Howard County, MD
FY 2022 Executive Proposed Capital Budget
BRIDGE PROJECTS

Project Information	Funding Source	Prior Approp.	FY 2022	Total	FY 2023	FY 2024	FY 2025	FY 2026	FY 2027	Total
B3831-FY2007 RIVER ROAD BRIDGE-ROCKBURN (H0-6) A project for the design and construction of a replacement structure for the River Road bridge over Rockburn Branch.	B	1,525	0	1,525	0	0	0	0	0	1,525
	Total	1,525	0	1,525	0	0	0	0	0	1,525
B3835-FY2006 HENRYTON ROAD BRIDGE (H0-105) A project for the design and construction of a replacement bridge for the Henryton Road bridge over a tributary to the Patapsco River.	B	755	150	905	0	0	0	0	0	905
	G	960	0	960	0	0	0	0	0	960
	Total	1,715	150	1,865	0	0	0	0	0	1,865
B3838-FY2006 PINDELL SCHOOL ROAD BRIDGE (H0-106) A project for the design and construction of a replacement structure for the Pindell School Road bridge over Hammond Branch.	B	1,635	0	1,635	0	0	0	0	0	1,635
	Total	1,635	0	1,635	0	0	0	0	0	1,635
B3849-FY1996 DAISY ROAD BRIDGE (H0-38) A project for the design and construction of a replacement bridge and roadway tie-ins.	B	767	65	832	0	0	0	0	0	832
	D	42	0	42	0	0	0	0	0	42
	G	1,400	260	1,660	0	0	0	0	0	1,660
	P	65	0	65	0	0	0	0	0	65
	Total	2,274	325	2,599	0	0	0	0	0	2,599
B3850-FY2001 STRUCTURE INSPECTION PROGRAM A project to inspect Howard County bridges in accordance with the federally mandated National Bridge Inspection Standards.	B	200	0	200	0	0	0	0	0	200
	P	2,130	500	2,630	500	500	500	500	300	4,930
	Total	2,330	500	2,830	500	500	500	500	300	5,130

Howard County, MD
FY 2022 Executive Proposed Capital Budget
BRIDGE PROJECTS

Project Information	Funding Source	Prior Approp.	FY 2022	Total	FY 2023	FY 2024	FY 2025	FY 2026	FY 2027	Total
B3853-FY2000 EMERGENCY STRUCTURE RECONSTRUCTION	B	5,795	360	6,155	0	500	500	1,000	1,000	9,155
A fund for Howard County to undertake construction and repair of bridges, culverts and retaining walls requiring prompt action.	G	1,550	0	1,550	0	0	0	0	0	1,550
	O	30	0	30	0	0	0	0	0	30
	P	44	0	44	0	0	0	0	0	44
	Total	7,419	360	7,779	0	500	500	1,000	1,000	10,779
B3857-FY2001 SYSTEMIC STRUCTURE IMPROVEMENTS	B	1,980	500	2,480	0	500	500	0	0	3,480
A project for specialized renovation items for bridges and retaining walls throughout the County.	G	6,000	0	6,000	0	0	0	0	0	6,000
	P	516	0	516	0	0	0	0	0	516
	Total	8,496	500	8,996	0	500	500	0	0	9,996
B3858-FY2019 PFEFFERKORN ROAD BRIDGE (HO-31)	B	275	50	325	1,000	0	0	0	0	1,325
A project for the design and construction of a bridge replacement for Pfefferkorn Road over Middle Patuxent River.	Total	275	50	325	1,000	0	0	0	0	1,325
B3860-FY2016 CARROLL MILL ROAD BRIDGE REPLACEMENT (HO-23)	B	400	0	400	240	0	0	0	0	640
A project for the design and construction of a replacement structure for the Carroll Mill Road bridge over Benson Branch.	G	0	0	0	960	0	0	0	0	960
	Total	400	0	400	1,200	0	0	0	0	1,600
B3862-FY2013 RETAINING WALLS	B	1,850	0	1,850	0	0	0	0	0	1,850
A Countywide project for the repair, re-conditioning and development of new retaining walls.	G	1,100	0	1,100	0	0	0	0	0	1,100
	Total	2,950	0	2,950	0	0	0	0	0	2,950
B3863-FY2013 DOWNTOWN COLUMBIA-OAKLAND MILLS CONNECTION IMPROVEMENTS	B	950	0	950	0	0	0	0	0	950
A project to provide a feasibility study, design and construction of enhancements to existing and potential future connections over US29.	O	500	0	500	0	0	0	0	0	500
	Total	1,450	0	1,450	0	0	0	0	0	1,450
BRIDGE PROJECTS Total		30,469	1,885	32,354	2,700	1,500	1,500	1,500	1,300	40,854

Howard County, MD
FY 2022 Executive Proposed Capital Budget (\$000)
BRIDGE PROJECTS

	Revenue Source	Prior Total	Current FY	Appropriation Total
B	BONDS	16,132	1,125	17,257
D	DEVELOPER CONTRIBUTION	42	0	42
G	GRANTS	11,010	260	11,270
O	OTHER SOURCES	530	0	530
P	PAY AS YOU GO	2,755	500	3,255
Total		30,469	1,885	32,354

Howard County, MD
FY 2022 Executive Proposed 5 Year Capital Budget Project Type Summary
BRIDGE PROJECTS

Revenue Source		Prior Approp	Current FY	2023	2024	2025	2026	2027	Total
B	BONDS	16,132	1,125	1,240	1,000	1,000	1,000	1,000	22,497
D	DEVELOPER CONTRIBUTION	42	0	0	0	0	0	0	42
G	GRANTS	11,010	260	960	0	0	0	0	12,230
O	OTHER SOURCES	530	0	0	0	0	0	0	530
P	PAY AS YOU GO	2,755	500	500	500	500	500	300	5,555
Total		30,469	1,885	2,700	1,500	1,500	1,500	1,300	40,854

Fiscal 2022 Capital Budget

BRIDGE PROJECTS

Project: B3831-FY2007 RIVER ROAD BRIDGE-ROCKBURN (H0-6)

Description

A project for the design and construction of a replacement structure for the River Road bridge over Rockburn Branch. River Road is classified as a local road in the Plan Howard 2030.

Justification

The existing bridge is 26 feet long with 20 feet of pavement in a 30-foot right-of-way and is currently posted for 13 tons. The bridge is functionally obsolete due to its posted weight limit and narrow width.

Remarks

1. This bridge is not eligible for Federal Bridge Rehabilitation|Replacement Funds.
2. Project to be designed under scenic road guidelines.
3. Land acquisition requires park property.

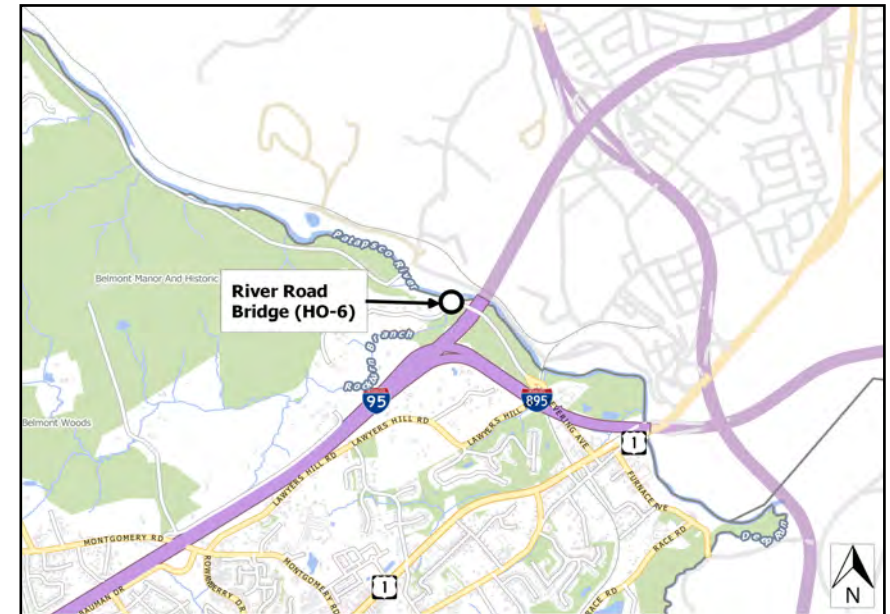
Project Schedule

FY22 - Construction
FY23 - Close

Operating Budget Impact

Estimated annual maintenance costs upon completion: Decrease.

FY2022 Bonds - Annual Debt Service Payment	0
FY2022 Bonds - 20-Year Total Debt Service Payment	0
Total Project Bonds - Annual Debt Service Payment	116,441
Total Project Bonds - 20-Year Total Debt Service Payment	2,328,820



Fiscal 2022 Capital Budget

BRIDGE PROJECTS

Project: B3831-FY2007 RIVER ROAD BRIDGE-ROCKBURN (H0-6)

(In Thousands)	Five Year Capital Program										Master Plan			
	Prior Appr.	FY2022 Budget	Appr. Total	Fiscal 2023	Fiscal 2024	Fiscal 2025	Fiscal 2026	Fiscal 2027	Sub Total	Fiscal 2028	Fiscal 2029	Fiscal 2030	Fiscal 2031	Total Project
PLANS & ENGINEERING	490	0	490	0	0	0	0	0	0	0	0	0	0	490
LAND ACQUISITION	30	0	30	0	0	0	0	0	0	0	0	0	0	30
CONSTRUCTION	1,000	0	1,000	0	0	0	0	0	0	0	0	0	0	1,000
ADMINISTRATION	5	0	5	0	0	0	0	0	0	0	0	0	0	5
Total Expenditures	1,525	0	1,525	0	0	0	0	0	0	0	0	0	0	1,525
BONDS	1,525	0	1,525	0	0	0	0	0	0	0	0	0	0	1,525
Total Funding	1,525	0	1,525	0	0	0	0	0	0	0	0	0	0	1,525

\$353,822 spent and encumbered through February 2021

\$353,822 spent and encumbered through February 2020

Project Status FY21 - Land acquisition underway

FY 2021 Budget	1,525	0	1,525	0	0	0	0	0	0	0	0	0		1,525
Difference 2021 / 2022	0	0	0	0	0	0	0	0	0	0	0	0	0	0

Project: B3835-FY2006 HENRYTON ROAD BRIDGE (H0-105)

Description

A project for the design and construction of a replacement bridge for the Henryton Road bridge over a tributary to the Patapsco River. Henryton Road is classified as a local road in the Plan Howard 2030.

Justification

The existing bridge is 40 feet long with 25 feet of pavement in a 30-foot right-of-way and is currently posted for 12 tons. The new structure will be wider to meet AASHTO and County Standards.

Remarks

1. Grant represents Federal Bridge Rehabilitation and Replacement funds.
2. Scenic road characteristics will be preserved in the improvements.
3. Request represents latest engineer's estimate.

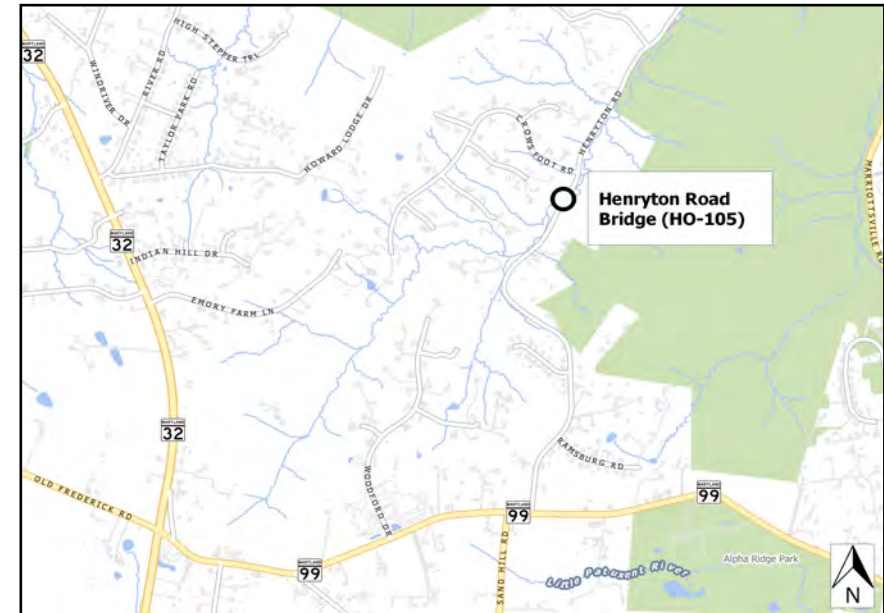
Project Schedule

FY22 - Complete Construction
 FY23 - Close

Operating Budget Impact

Estimated annual maintenance costs upon completion: Decrease.

FY2022 Bonds - Annual Debt Service Payment	11,453
FY2022 Bonds - 20-Year Total Debt Service Payment	229,064
Total Project Bonds - Annual Debt Service Payment	69,101
Total Project Bonds - 20-Year Total Debt Service Payment	1,382,021



Fiscal 2022 Capital Budget

BRIDGE PROJECTS

Project: B3835-FY2006 HENRYTON ROAD BRIDGE (H0-105)

(In Thousands)	Five Year Capital Program										Master Plan			
	Prior Appr.	FY2022 Budget	Appr. Total	Fiscal 2023	Fiscal 2024	Fiscal 2025	Fiscal 2026	Fiscal 2027	Sub Total	Fiscal 2028	Fiscal 2029	Fiscal 2030	Fiscal 2031	Total Project
PLANS & ENGINEERING	450	0	450	0	0	0	0	0	0	0	0	0	0	450
LAND ACQUISITION	25	0	25	0	0	0	0	0	0	0	0	0	0	25
CONSTRUCTION	1,200	150	1,350	0	0	0	0	0	0	0	0	0	0	1,350
ADMINISTRATION	40	0	40	0	0	0	0	0	0	0	0	0	0	40
Total Expenditures	1,715	150	1,865	0	0	0	0	0	0	0	0	0	0	1,865
BONDS	755	150	905	0	0	0	0	0	0	0	0	0	0	905
GRANTS	960	0	960	0	0	0	0	0	0	0	0	0	0	960
Total Funding	1,715	150	1,865	0	0	0	0	0	0	0	0	0	0	1,865

\$630,947 spent and encumbered through February 2021

\$616,800 spent and encumbered through February 2020

Project Status FY21 - Project advertisement (pending Federal Aid approval)

FY 2021 Budget	1,715	0	1,715	0	0	0	0	0	0	0	0	0		1,715
Difference 2021 / 2022	0	150	150	0	0	0	0	0	0	0	0	0	0	150

Project: B3838-FY2006 PINDELL SCHOOL ROAD BRIDGE (H0-106)

Description

A project for the design and construction of a replacement structure for the Pindell School Road bridge over Hammond Branch. Pindell School Road is classified as a minor collector in the Plan Howard 2030.

Justification

The existing bridge is 22 feet long with 23 feet of pavement in a 30-foot right-of-way and is currently posted for 16 tons. The new structure will be wider to meet AASHTO and County standards.

Remarks

This bridge is not eligible for Federal Bridge Rehabilitation|Replacement Funds.

Project Schedule

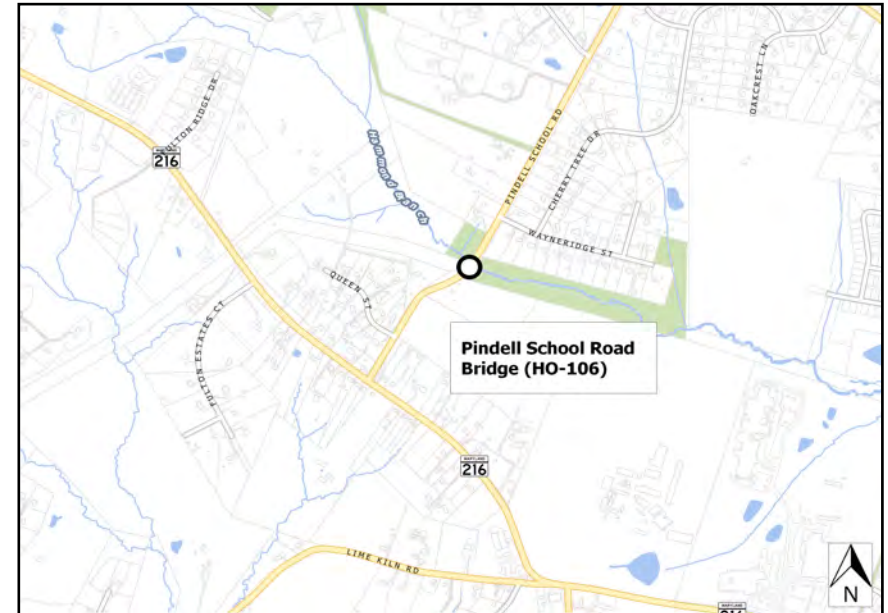
FY22 - Construction

FY23 - Close

Operating Budget Impact

Estimated annual maintenance costs upon completion: Decrease.

FY2022 Bonds - Annual Debt Service Payment	0
FY2022 Bonds - 20-Year Total Debt Service Payment	0
Total Project Bonds - Annual Debt Service Payment	124,840
Total Project Bonds - 20-Year Total Debt Service Payment	2,496,801



Fiscal 2022 Capital Budget

BRIDGE PROJECTS

Project: B3838-FY2006 PINDELL SCHOOL ROAD BRIDGE (H0-106)

(In Thousands)	Five Year Capital Program									Master Plan				
	Prior Appr.	FY2022 Budget	Appr. Total	Fiscal 2023	Fiscal 2024	Fiscal 2025	Fiscal 2026	Fiscal 2027	Sub Total	Fiscal 2028	Fiscal 2029	Fiscal 2030	Fiscal 2031	Total Project
PLANS & ENGINEERING	355	0	355	0	0	0	0	0	0	0	0	0	0	355
LAND ACQUISITION	30	0	30	0	0	0	0	0	0	0	0	0	0	30
CONSTRUCTION	1,250	0	1,250	0	0	0	0	0	0	0	0	0	0	1,250
Total Expenditures	1,635	0	1,635	0	0	0	0	0	0	0	0	0	0	1,635
BONDS	1,635	0	1,635	0	0	0	0	0	0	0	0	0	0	1,635
Total Funding	1,635	0	1,635	0	0	0	0	0	0	0	0	0	0	1,635

\$282,201 spent and encumbered through February 2021

\$280,701 spent and encumbered through February 2020

Project Status FY21 - Utility relocation underway

FY 2021 Budget	1,635	0	1,635	0	0	0	0	0	0	0	0	0		1,635
Difference 2021 / 2022	0	0	0	0	0	0	0	0	0	0	0	0	0	0

Project: B3849-FY1996 DAISY ROAD BRIDGE (H0-38)

Description

A project for the design and construction of a replacement bridge and roadway tie-ins. The existing bridge is 32 feet long with a clear roadway of 23 feet and has a weight limit of 12 tons. Daisy Road is classified as a major collector in the Plan Howard 2030.

Justification

This bridge is functionally obsolete due to its narrow width and weight limit. It is on a six-month inspection cycle due to a greater posted load capacity (verified by testing) than would normally be allowed for a bridge of this construction. The new structure will be wider to meet AASHTO and County Standards.

Remarks

1. GRANT represents Federal Bridge Rehabilitation and Replacement funds.
2. Request represents latest engineer's estimate.

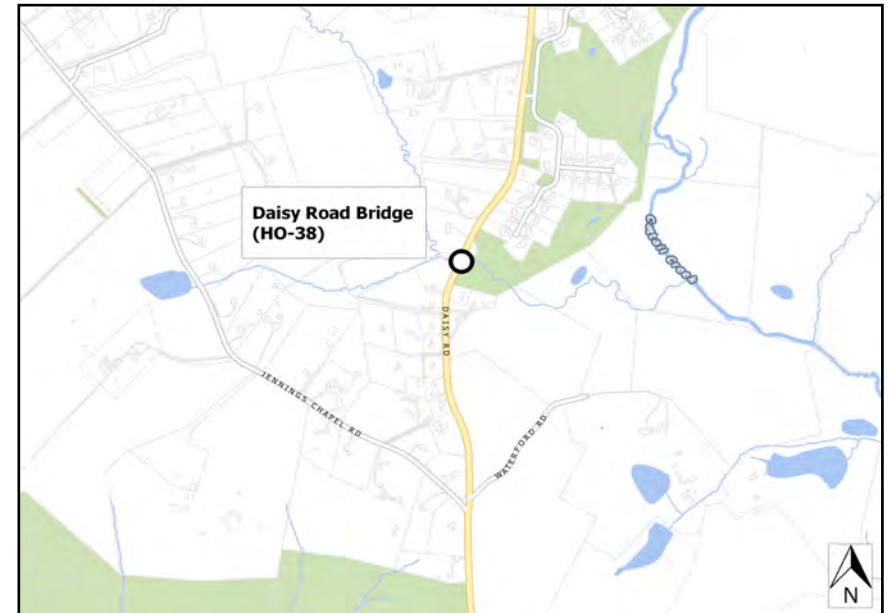
Project Schedule

FY22 - Construction
 FY23 - Close

Operating Budget Impact

Estimated annual maintenance costs upon completion: Decrease.

FY2022 Bonds - Annual Debt Service Payment	4,963
FY2022 Bonds - 20-Year Total Debt Service Payment	99,261
Total Project Bonds - Annual Debt Service Payment	63,527
Total Project Bonds - 20-Year Total Debt Service Payment	1,270,543



Fiscal 2022 Capital Budget

BRIDGE PROJECTS

Project: B3849-FY1996 DAISY ROAD BRIDGE (H0-38)

(In Thousands)	Five Year Capital Program										Master Plan			
	Prior Appr.	FY2022 Budget	Appr. Total	Fiscal 2023	Fiscal 2024	Fiscal 2025	Fiscal 2026	Fiscal 2027	Sub Total	Fiscal 2028	Fiscal 2029	Fiscal 2030	Fiscal 2031	Total Project
PLANS & ENGINEERING	245	0	245	0	0	0	0	0	0	0	0	0	0	245
LAND ACQUISITION	75	0	75	0	0	0	0	0	0	0	0	0	0	75
CONSTRUCTION	1,920	325	2,245	0	0	0	0	0	0	0	0	0	0	2,245
ADMINISTRATION	34	0	34	0	0	0	0	0	0	0	0	0	0	34
Total Expenditures	2,274	325	2,599	0	0	0	0	0	0	0	0	0	0	2,599
BONDS	767	65	832	0	0	0	0	0	0	0	0	0	0	832
DEVELOPER CONTRIBUTION	42	0	42	0	0	0	0	0	0	0	0	0	0	42
GRANTS	1,400	260	1,660	0	0	0	0	0	0	0	0	0	0	1,660
PAY AS YOU GO	65	0	65	0	0	0	0	0	0	0	0	0	0	65
Total Funding	2,274	325	2,599	0	0	0	0	0	0	0	0	0	0	2,599

\$377,280 spent and encumbered through February 2021

\$377,280 spent and encumbered through February 2020

Project Status FY21 - Project advertisement (pending Federal Aid approval)

FY 2021 Budget	2,274	0	2,274	0	0	0	0	0	0	0	0	0		2,274
Difference 2021 / 2022	0	325	325	0	0	0	0	0	0	0	0	0	0	325

Project: B3850-FY2001 STRUCTURE INSPECTION PROGRAM

Description

A project to inspect Howard County bridges in accordance with the federally mandated National Bridge Inspection Standards. This work includes determining the structural condition and safe load carrying capacity of the structures. County owned retaining walls will also be inspected.

Justification

Howard County bridges are inspected on a two-year cycle for the safety of the traveling public, to qualify for FHWA Grant funding for all jurisdictional bridges, and to protect Howard County's infrastructure investment.

Remarks

1. Request represents program advancement.
2. Number of bridges and culverts requiring inspection has recently increased.

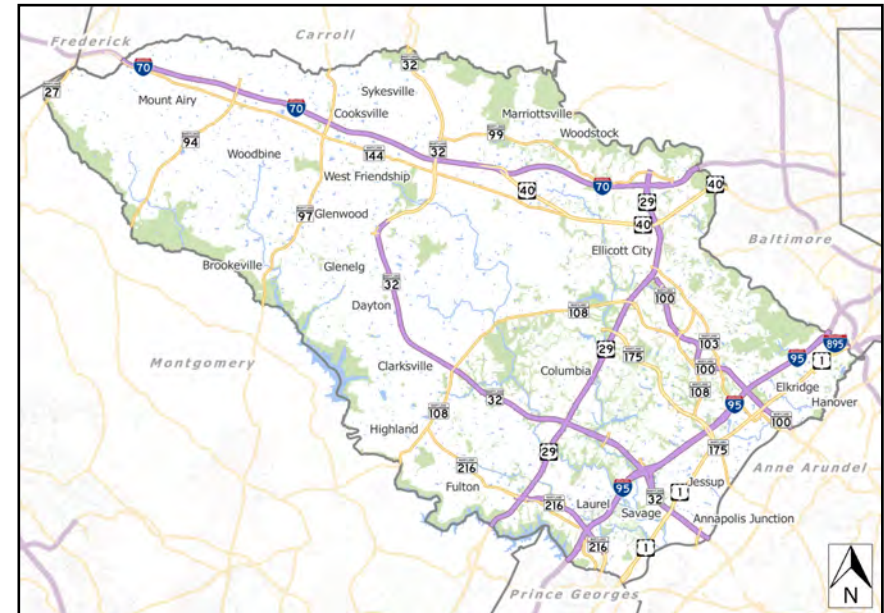
Project Schedule

Program

Operating Budget Impact

Estimated annual maintenance costs upon completion: No Change.

FY2022 Bonds - Annual Debt Service Payment	0
FY2022 Bonds - 20-Year Total Debt Service Payment	0
Total Project Bonds - Annual Debt Service Payment	15,271
Total Project Bonds - 20-Year Total Debt Service Payment	305,419



Fiscal 2022 Capital Budget

BRIDGE PROJECTS

Project: B3850-FY2001 STRUCTURE INSPECTION PROGRAM

(In Thousands)	Five Year Capital Program									Master Plan				
	Prior Appr.	FY2022 Budget	Appr. Total	Fiscal 2023	Fiscal 2024	Fiscal 2025	Fiscal 2026	Fiscal 2027	Sub Total	Fiscal 2028	Fiscal 2029	Fiscal 2030	Fiscal 2031	Total Project
PLANS & ENGINEERING	2,300	500	2,800	500	500	500	500	300	2,300	0	0	0	0	5,100
CONSTRUCTION	0	0	0	0	0	0	0	0	0	0	0	0	0	0
ADMINISTRATION	30	0	30	0	0	0	0	0	0	0	0	0	0	30
Total Expenditures	2,330	500	2,830	500	500	500	500	300	2,300	0	0	0	0	5,130
BONDS	200	0	200	0	0	0	0	0	0	0	0	0	0	200
PAY AS YOU GO	2,130	500	2,630	500	500	500	500	300	2,300	0	0	0	0	4,930
Total Funding	2,330	500	2,830	500	500	500	500	300	2,300	0	0	0	0	5,130

\$2,029,210 spent and encumbered through February 2021

\$2,029,850 spent and encumbered through February 2020

Project Status FY21 - Inspections for large and small structures are ongoing

FY 2021 Budget	2,330	500	2,830	500	500	500	500	300	2,300	0	0	0		5,130
Difference 2021 / 2022	0	0	0	0	0	0	0	0	0	0	0	0	0	0

Project: B3853-FY2000 EMERGENCY STRUCTURE RECONSTRUCTION

Description

A fund for Howard County to undertake construction and repair of bridges, culverts and retaining walls requiring prompt action. Structures may suffer damage as a result of heavy storms or fail due to progressive deterioration or disasters and thereby require immediate action with these design and construction funds.

Justification

Without this fund, a roadway may be closed for an extended period of time thus creating a major inconvenience to citizens.

Remarks

1. Grant represents FEMA reimbursement and Federal Bridge Rehabilitation and Replacement funds.
2. OTHER represents Insurance reimbursement.
3. Request represents program advancement.

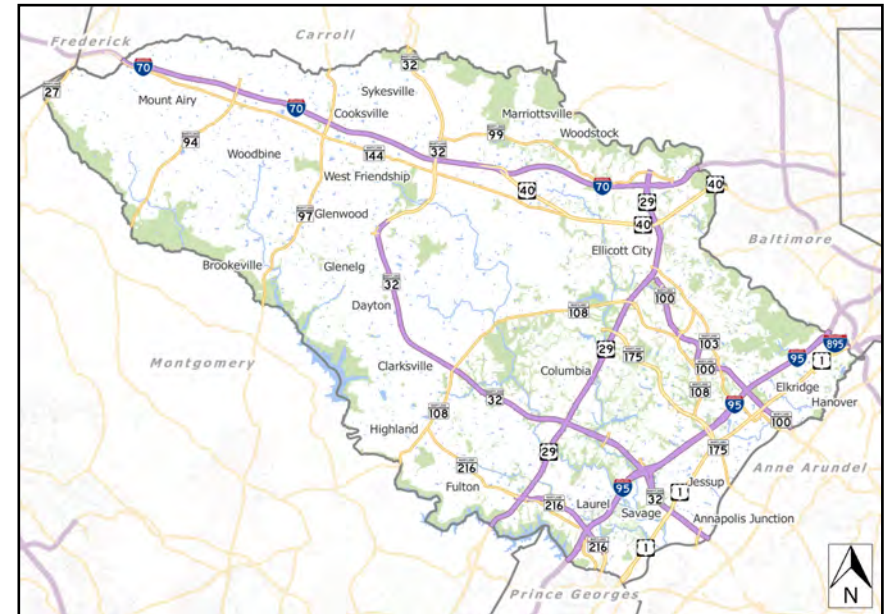
Project Schedule

Program

Operating Budget Impact

Estimated annual maintenance costs upon completion: Decrease.

FY2022 Bonds - Annual Debt Service Payment	27,488
FY2022 Bonds - 20-Year Total Debt Service Payment	549,754
Total Project Bonds - Annual Debt Service Payment	928,092
Total Project Bonds - 20-Year Total Debt Service Payment	18,561,841



Fiscal 2022 Capital Budget

BRIDGE PROJECTS

Project: B3853-FY2000 EMERGENCY STRUCTURE RECONSTRUCTION

(In Thousands)	Five Year Capital Program									Master Plan				
	Prior Appr.	FY2022 Budget	Appr. Total	Fiscal 2023	Fiscal 2024	Fiscal 2025	Fiscal 2026	Fiscal 2027	Sub Total	Fiscal 2028	Fiscal 2029	Fiscal 2030	Fiscal 2031	Total Project
PLANS & ENGINEERING	535	160	695	0	100	100	200	200	600	200	200	200	0	1,895
LAND ACQUISITION	165	0	165	0	0	0	0	0	0	0	0	0	0	165
CONSTRUCTION	6,699	200	6,899	0	400	400	800	800	2,400	800	800	800	0	11,699
ADMINISTRATION	20	0	20	0	0	0	0	0	0	0	0	0	0	20
Total Expenditures	7,419	360	7,779	0	500	500	1,000	1,000	3,000	1,000	1,000	1,000	0	13,779
BONDS	5,795	360	6,155	0	500	500	1,000	1,000	3,000	1,000	1,000	1,000	0	12,155
GRANTS	1,550	0	1,550	0	0	0	0	0	0	0	0	0	0	1,550
OTHER SOURCES	30	0	30	0	0	0	0	0	0	0	0	0	0	30
PAY AS YOU GO	44	0	44	0	0	0	0	0	0	0	0	0	0	44
Total Funding	7,419	360	7,779	0	500	500	1,000	1,000	3,000	1,000	1,000	1,000	0	13,779

\$6,781,181 spent and encumbered through February 2021

\$6,316,950 spent and encumbered through February 2020

Project Status FY21 - Projects in progress: Brighton Dam Road bridge repairs design. Cost sharing with Anne Arundel County for Bridge replacements of Hanover Road over Deep Run (AA5006), Furnace Ave. (AA5002) and O'Connor Rd. (AA5009), (HO-111X) Sylvan Lane over Sucker Branch bridge repair. Projects complete: HO-001X College Ave bridge rehab, Bonnie Branch Rd pavement reconstruction (six locations), bypass reconstruction for HO-105 Henryton Rd bridge, abutment repairs for HO-023 Carroll Mill Rd bridge, HO-075 Foundry Street Bridge Rehabilitation, HO-277 Old Stockbridge Road culvert replacement, River Road culvert and road repairs, HO064 Old Columbia Road bridge parapet repair, Mulligan Hill Ln Retaining wall, Parking Lot E wall, Parking Lot D pedestrian bridge repair, HO112 Cradlerock Way, HO3 Ilchester Rd over Bonnie Branch Rd, HO015 Volmerhausen Rd, HO126 Snowden River Pkwy, HO162 Landing Rd, HO194 Guilford Rd, HO101X Frederick Rd.

FY 2021 Budget	7,419	360	7,779	0	1,000	1,000	1,000	1,000	4,000	1,000	1,000	1,000		14,779
Difference 2021 / 2022	0	0	0	0	(500)	(500)	0	0	(1,000)	0	0	0	0	(1,000)

Project: B3857-FY2001 SYSTEMIC STRUCTURE IMPROVEMENTS

Description

A project for specialized renovation items for bridges and retaining walls throughout the County.

Justification

This effort will reduce the need for closing of bridges by addressing problem items in a timely manner. Some items of work will be cleaning and painting structural steel to extend the useful life of the bridges, placing Class 2 riprap (up to 2,000-pound stones) to counter scour at abutments, concrete repairs and slope failures.

Remarks

1. This work is beyond the capabilities of the County Highway maintenance crews.
2. Grant represents Federal Bridge Rehabilitation and Replacement funds.
3. Request represents program advancement.

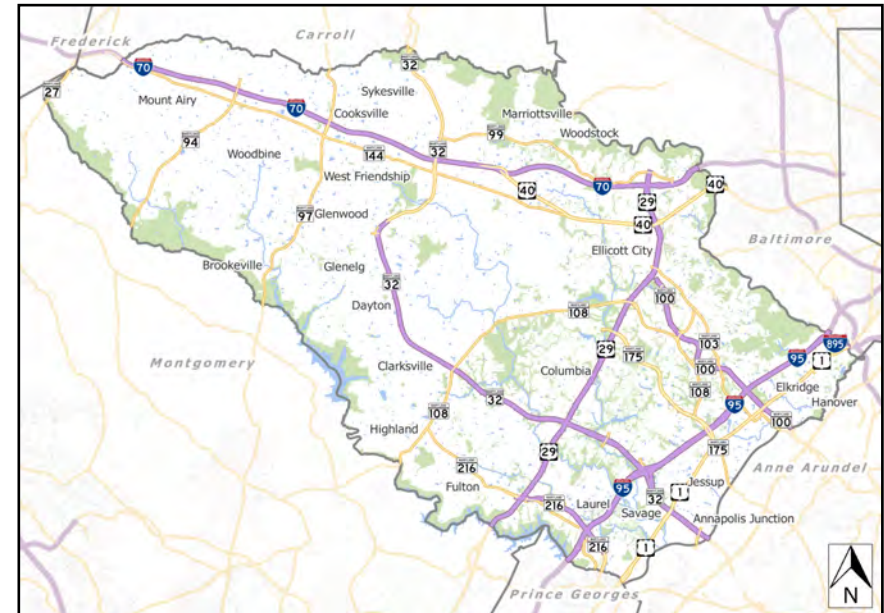
Project Schedule

Program

Operating Budget Impact

Estimated annual maintenance costs upon completion: Decrease.

FY2022 Bonds - Annual Debt Service Payment	38,177
FY2022 Bonds - 20-Year Total Debt Service Payment	763,548
Total Project Bonds - Annual Debt Service Payment	265,715
Total Project Bonds - 20-Year Total Debt Service Payment	5,314,291



Fiscal 2022 Capital Budget

BRIDGE PROJECTS

Project: B3857-FY2001 SYSTEMIC STRUCTURE IMPROVEMENTS

(In Thousands)	Five Year Capital Program									Master Plan				
	Prior Appr.	FY2022 Budget	Appr. Total	Fiscal 2023	Fiscal 2024	Fiscal 2025	Fiscal 2026	Fiscal 2027	Sub Total	Fiscal 2028	Fiscal 2029	Fiscal 2030	Fiscal 2031	Total Project
PLANS & ENGINEERING	1,360	0	1,360	0	0	0	0	0	0	0	0	0	0	1,360
CONSTRUCTION	7,126	500	7,626	0	500	500	0	0	1,000	0	0	0	0	8,626
ADMINISTRATION	10	0	10	0	0	0	0	0	0	0	0	0	0	10
Total Expenditures	8,496	500	8,996	0	500	500	0	0	1,000	0	0	0	0	9,996
BONDS	1,980	500	2,480	0	500	500	0	0	1,000	0	0	0	0	3,480
GRANTS	6,000	0	6,000	0	0	0	0	0	0	0	0	0	0	6,000
PAY AS YOU GO	516	0	516	0	0	0	0	0	0	0	0	0	0	516
Total Funding	8,496	500	8,996	0	500	500	0	0	1,000	0	0	0	0	9,996

\$2,493,049 spent and encumbered through February 2021

\$2,160,857 spent and encumbered through February 2020

Project Status FY21 - Design is underway to fully replace 1 bridge: Old Montgomery Rd over Lake Elkhorn Branch (HO-55), and rehabilitate 8 bridges: Sheppard Ln over Middle Patuxent River (HO-16), Watersville Rd over Hay Meadow Branch (HO-43), Henryton Rd over Tributary to Patapsco River (HO-53), Tamar Dr over Little Patuxent River Tributary (HO-109), Snowden River Pkwy over Robert Fulton Dr Southbound lane (HO-126), Snowden River Pkwy over Robert Fulton Dr Northbound lane (HO-128), Guilford Dr over Middle Patuxent River (HO-131), Broken Land Pkwy over Little Patuxent River (HO-152). Lining of large metal culverts is the next contract for this program.

FY 2021 Budget	8,496	0	8,496	0	0	0	0	0	0	0	0	0		8,496
Difference 2021 / 2022	0	500	500	0	500	500	0	0	1,000	0	0	0	0	1,500

Grant represents Federal Bridge Rehabilitation and Replacement funds.

Project: B3858-FY2019 PFEFFERKORN ROAD BRIDGE (HO-31)

Description

A project for the design and construction of a bridge replacement for Pfefferkorn Road over Middle Patuxent River. Pfefferkorn Road is classified as a local road in the Plan Howard 2030.

Justification

The existing bridge is 36 feet long with 20 feet of pavement in a 30-foot right-of-way and is currently posted for 14 tons and 30 mph. The bridge is functionally obsolete due to its narrow width and posted weight limit.

Remarks

1. The bridge is not eligible for Federal Bridge Rehabilitation|Reconstruction funds.
2. Scenic road characteristics will be preserved in the improvements.
3. Request represents project advancement.

Project Schedule

- FY21 - Design
- FY22 - Land acquisition
- FY23 - Construction

Operating Budget Impact

Estimated annual maintenance costs upon completion: Decrease.

FY2022 Bonds - Annual Debt Service Payment	3,818
FY2022 Bonds - 20-Year Total Debt Service Payment	76,355
Total Project Bonds - Annual Debt Service Payment	101,170
Total Project Bonds - 20-Year Total Debt Service Payment	2,023,401



Explanation of Changes

None.

Fiscal 2022 Capital Budget

BRIDGE PROJECTS

Project: B3858-FY2019 PFEFFERKORN ROAD BRIDGE (HO-31)

(In Thousands)	Five Year Capital Program										Master Plan			
	Prior Appr.	FY2022 Budget	Appr. Total	Fiscal 2023	Fiscal 2024	Fiscal 2025	Fiscal 2026	Fiscal 2027	Sub Total	Fiscal 2028	Fiscal 2029	Fiscal 2030	Fiscal 2031	Total Project
PLANS & ENGINEERING	275	0	275	100	0	0	0	0	100	0	0	0	0	375
LAND ACQUISITION	0	50	50	0	0	0	0	0	0	0	0	0	0	50
CONSTRUCTION	0	0	0	900	0	0	0	0	900	0	0	0	0	900
Total Expenditures	275	50	325	1,000	0	0	0	0	1,000	0	0	0	0	1,325
BONDS	275	50	325	1,000	0	0	0	0	1,000	0	0	0	0	1,325
Total Funding	275	50	325	1,000	0	0	0	0	1,000	0	0	0	0	1,325

\$242,871 spent and encumbered through February 2021

\$0 spent and encumbered through February 2020

Project Status FY21 - Project is under design

FY 2021 Budget	275	100	375	1,000	0	0	0	0	1,000	0	0	0		1,375
Difference 2021 / 2022	0	(50)	(50)	0	0	0	0	0	0	0	0	0	0	(50)

Project phasing has been shifted back by one year.

Project: B3860-FY2016 CARROLL MILL ROAD BRIDGE REPLACEMENT (HO-23)

Description

A project for the design and construction of a replacement structure for the Carroll Mill Road bridge over Benson Branch. Carroll Mill Road is classified as a minor collector road in the Plan Howard 2030.

Justification

The deck beams and abutments are deteriorating making the bridge structurally deficient. It is expected that continued deterioration will require the bridge to be posted, decreasing its weight carrying capacity in the future. It is on an increased inspection schedule.

Remarks

Grant represents Federal Bridge Rehabilitation and Replacement funds.

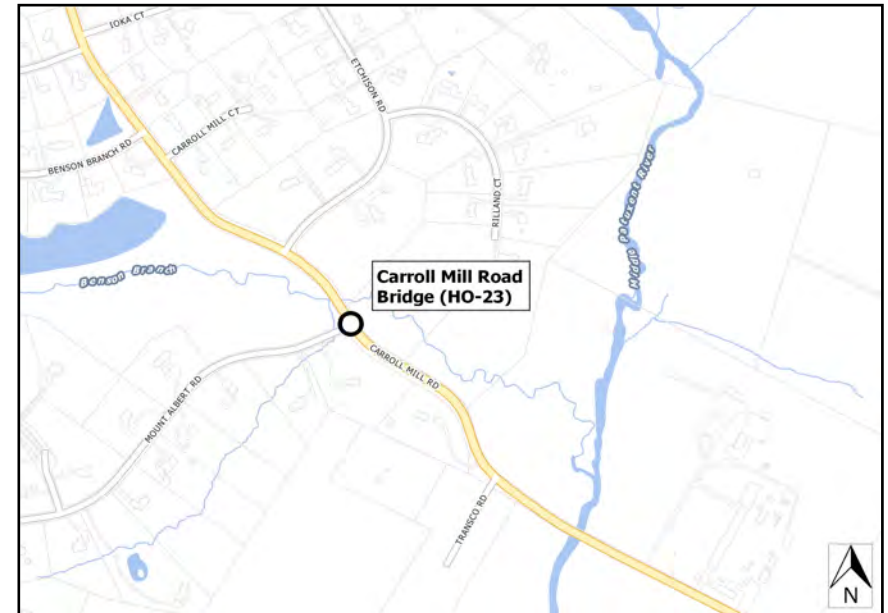
Project Schedule

FY22 - Land Acquisition
 FY23 - Construction
 FY24 - Close

Operating Budget Impact

Estimated annual maintenance costs upon completion: Decrease.

FY2022 Bonds - Annual Debt Service Payment	0
FY2022 Bonds - 20-Year Total Debt Service Payment	0
Total Project Bonds - Annual Debt Service Payment	48,867
Total Project Bonds - 20-Year Total Debt Service Payment	977,341



Fiscal 2022 Capital Budget

BRIDGE PROJECTS

Project: B3860-FY2016 CARROLL MILL ROAD BRIDGE REPLACEMENT (H0-23)

(In Thousands)	Five Year Capital Program									Master Plan				
	Prior Appr.	FY2022 Budget	Appr. Total	Fiscal 2023	Fiscal 2024	Fiscal 2025	Fiscal 2026	Fiscal 2027	Sub Total	Fiscal 2028	Fiscal 2029	Fiscal 2030	Fiscal 2031	Total Project
PLANS & ENGINEERING	300	0	300	0	0	0	0	0	0	0	0	0	0	300
LAND ACQUISITION	100	0	100	0	0	0	0	0	0	0	0	0	0	100
CONSTRUCTION	0	0	0	1,200	0	0	0	0	1,200	0	0	0	0	1,200
Total Expenditures	400	0	400	1,200	0	0	0	0	1,200	0	0	0	0	1,600
BONDS	400	0	400	240	0	0	0	0	240	0	0	0	0	640
GRANTS	0	0	0	960	0	0	0	0	960	0	0	0	0	960
Total Funding	400	0	400	1,200	0	0	0	0	1,200	0	0	0	0	1,600

\$298,860 spent and encumbered through February 2021

\$298,860 spent and encumbered through February 2020

Project Status FY21 - Project is under design

FY 2021 Budget	400	1,200	1,600	0	0	0	0	0	0	0	0	0		1,600
Difference 2021 / 2022	0	(1,200)	(1,200)	1,200	0	0	0	0	1,200	0	0	0	0	0

Project: B3862-FY2013 RETAINING WALLS

Description

A Countywide project for the repair, re-conditioning and development of new retaining walls. It also includes slope stabilization when appropriate. The walls are at various locations both in and extending outside of the county right-of-way and vary in height and length.

Justification

These retaining walls require extensive rehabilitation or replacement which is beyond the scope of normal highway maintenance. This project may also address areas of slope failure where no wall currently exists.

Remarks

GRANT represents anticipated Federal Aid and State Aid funding for Woodstock Road reconstruction.

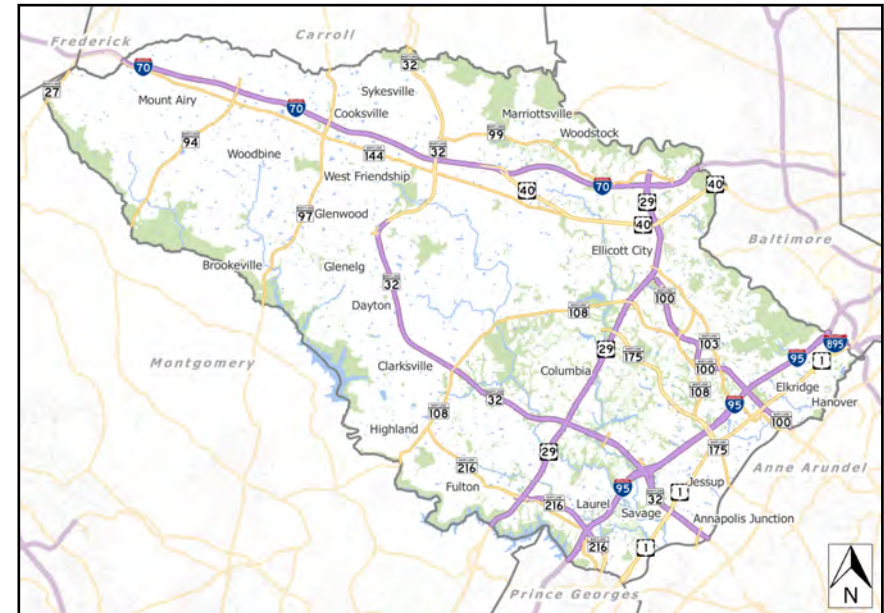
Project Schedule

Program

Operating Budget Impact

Estimated annual maintenance costs upon completion: Decrease.

FY2022 Bonds - Annual Debt Service Payment	0
FY2022 Bonds - 20-Year Total Debt Service Payment	0
Total Project Bonds - Annual Debt Service Payment	141,256
Total Project Bonds - 20-Year Total Debt Service Payment	2,825,126



Fiscal 2022 Capital Budget

BRIDGE PROJECTS

Project: B3862-FY2013 RETAINING WALLS

(In Thousands)	Five Year Capital Program										Master Plan			
	Prior Appr.	FY2022 Budget	Appr. Total	Fiscal 2023	Fiscal 2024	Fiscal 2025	Fiscal 2026	Fiscal 2027	Sub Total	Fiscal 2028	Fiscal 2029	Fiscal 2030	Fiscal 2031	Total Project
PLANS & ENGINEERING	360	0	360	0	0	0	0	0	0	0	0	0	0	360
LAND ACQUISITION	70	0	70	0	0	0	0	0	0	0	0	0	0	70
CONSTRUCTION	2,520	0	2,520	0	0	0	0	0	0	0	0	0	0	2,520
Total Expenditures	2,950	0	2,950	0	0	0	0	0	0	0	0	0	0	2,950
BONDS	1,850	0	1,850	0	0	0	0	0	0	0	0	0	0	1,850
GRANTS	1,100	0	1,100	0	0	0	0	0	0	0	0	0	0	1,100
Total Funding	2,950	0	2,950	0	0	0	0	0	0	0	0	0	0	2,950

\$1,989,302 spent and encumbered through February 2021

\$1,547,125 spent and encumbered through February 2020

Project Status FY21 - Relocation of retaining wall at 3877 College Ave underway.

Construction complete: Repair to the retaining wall at 3800 Old Columbia Pike, Old Stockbridge Dr wall, Phase I & Phase II - Woodstock Rd wall replacement,.

Study Complete: Lawyers Hill slope, Loudon Avenue wall, New Cut Rd wall

FY 2021 Budget	2,950	300	3,250	0	0	0	0	0	0	0	0	0		3,250
Difference 2021 / 2022	0	(300)	(300)	0	0	0	0	0	0	0	0	0	0	(300)

Project: B3863-FY2013 DOWNTOWN COLUMBIA-OAKLAND MILLS CONNECTION IMPROVEMENTS

Description

A project to provide a feasibility study, design and construction of enhancements to existing and potential future connections over US29.

Justification

Given the redevelopment plans for Downtown Columbia and planned multimodal path linking Howard County General Hospital and Howard Community College through Downtown over US29 to Blandair Park, this project is necessary to develop an effective crossing over US29.

Remarks

OTHER Sources represents developer contribution.

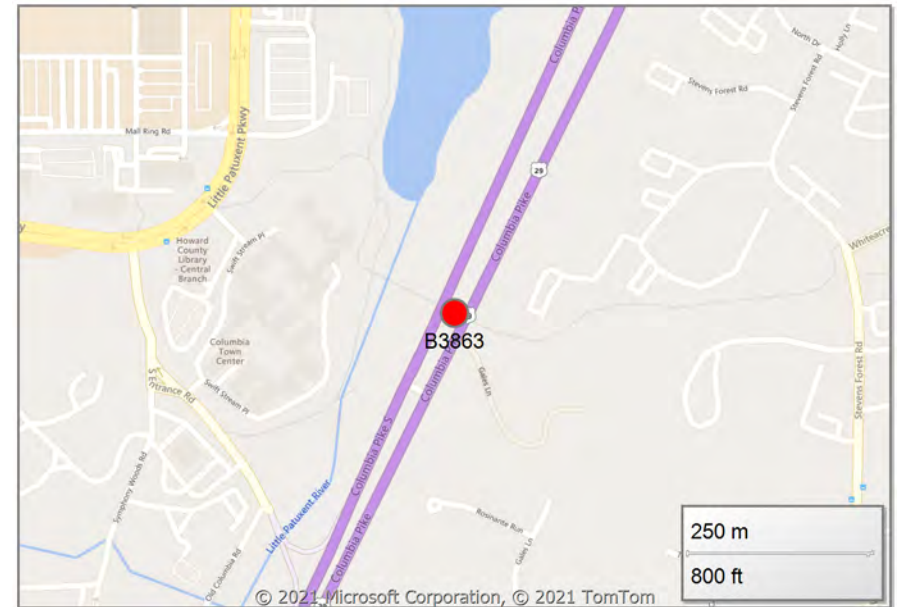
Project Schedule

FY22 - Project is in financial closeout process

Operating Budget Impact

No Operating Impact

FY2022 Bonds - Annual Debt Service Payment	0
FY2022 Bonds - 20-Year Total Debt Service Payment	0
Total Project Bonds - Annual Debt Service Payment	72,537
Total Project Bonds - 20-Year Total Debt Service Payment	1,450,740



Fiscal 2022 Capital Budget

BRIDGE PROJECTS

Project: B3863-FY2013 DOWNTOWN COLUMBIA-OAKLAND MILLS CONNECTION IMPROVEMENTS

(In Thousands)	Five Year Capital Program										Master Plan			
	Prior Appr.	FY2022 Budget	Appr. Total	Fiscal 2023	Fiscal 2024	Fiscal 2025	Fiscal 2026	Fiscal 2027	Sub Total	Fiscal 2028	Fiscal 2029	Fiscal 2030	Fiscal 2031	Total Project
PLANS & ENGINEERING	450	0	450	0	0	0	0	0	0	0	0	0	0	450
CONSTRUCTION	1,000	0	1,000	0	0	0	0	0	0	0	0	0	0	1,000
ADMINISTRATION	0	0	0	0	0	0	0	0	0	0	0	0	0	0
Total Expenditures	1,450	0	1,450	0	0	0	0	0	0	0	0	0	0	1,450
BONDS	950	0	950	0	0	0	0	0	0	0	0	0	0	950
OTHER SOURCES	500	0	500	0	0	0	0	0	0	0	0	0	0	500
Total Funding	1,450	0	1,450	0	0	0	0	0	0	0	0	0	0	1,450

\$1,299,185 spent and encumbered through February 2021

\$1,299,185 spent and encumbered through February 2020

Project Status FY17 - Bridge Feasibility Study completed

FY18 - Bridge Columbia-Transitway Feasibility study completed

FY18 - Design and construction of selected alternate for existing bridge structure was completed

FY21 - Start financial closeout process.

FY 2021 Budget	1,450	0	1,450	0	0	0	0	0	0	0	0	0		1,450
Difference 2021 / 2022	0	0	0	0	0	0	0	0	0	0	0	0	0	0

Howard County, MD
FY 2022 Executive Proposed Capital Budget
GENERAL COUNTY PROJECTS

Project Information	Funding Source	Prior Approp.	FY 2022	Total	FY 2023	FY 2024	FY 2025	FY 2026	FY 2027	Total
C0182-FY1985 PUBLIC SAFETY EDUCATION CENTER A project for design & construction of a group of facilities for training of public safety employees.	B	27,326	0	27,326	0	0	0	0	0	27,326
	T	250	0	250	0	0	0	0	0	250
	Total	27,576	0	27,576	0	0	0	0	0	27,576
C0214-C0214-CATEGORY CONTINGENCY FUND The fund is designed for use as a revenue source for Transfers of Appropriation when either construction costs are higher than originally estimated, contributions from grants vary from projections, or engineering must be advanced from future years to the present fiscal year for critical program needs; all subject to Council approval.	G	67,452	0	67,452	0	10,000	0	10,000	0	87,452
	O	11,100	-3,000	8,100	0	0	0	0	0	8,100
	Total	78,552	-3,000	75,552	0	10,000	0	10,000	0	95,552
C0256-ENVIRONMENTAL ASSESSMNT CONTINGENCY FUND Evaluation of environmental conditions of property and buildings which become available for purchase or use prior to a specific capital project being established or which are part of an existing project.	P	646	0	646	26	50	26	50	26	824
	Total	646	0	646	26	50	26	50	26	824
C0285-FY2002 US1 CORRIDOR REVITALIZATION A project to plan, design and implement a series of streetscape, pedestrian, bicycle, transportation and public green space improvements on public property in the US1 Corridor.	B	1,100	0	1,100	0	0	0	0	0	1,100
	G	826	0	826	0	0	0	0	0	826
	O	610	0	610	0	0	0	0	0	610
	Total	2,536	0	2,536	0	0	0	0	0	2,536
C0290-FY2019 COURTHOUSE RENOVATION REPLACEMENT A project to renovate and replace the existing courthouse.	B	98,895	-2,400	96,495	0	0	0	0	0	96,495
	P	985	0	985	0	0	0	0	0	985
	Total	99,880	-2,400	97,480	0	0	0	0	0	97,480

Howard County, MD
FY 2022 Executive Proposed Capital Budget
GENERAL COUNTY PROJECTS

Project Information	Funding Source	Prior Approp.	FY 2022	Total	FY 2023	FY 2024	FY 2025	FY 2026	FY 2027	Total
C0299-FY2005 WASTE MANAGEMENT IMPROVEMENTS	B	5,269	0	5,269	0	0	0	0	0	5,269
A project for the design and construction of capital improvements at the Alpha Ridge Solid Waste Facility, New Cut and Carrs Mill Landfills.	O	24,152	3,484	27,636	5,297	4,455	940	515	4,611	43,454
	P	200	0	200	0	0	0	0	0	200
	Total	29,621	3,484	33,105	5,297	4,455	940	515	4,611	48,923
C0301-FY2005 TECHNOLOGY INFRASTRUCTURE UPGRADES	B	25,941	2,020	27,961	1,800	1,800	1,800	1,800	1,800	36,961
This project covers security, infrastructure hardware and network upgrades, as well as life-cycle replacement.	P	885	0	885	0	0	0	0	0	885
	Total	26,826	2,020	28,846	1,800	1,800	1,800	1,800	1,800	37,846
C0311-FY2007 PUBLIC SAFETY RADIO SYSTEM ENHANCEMENTS	B	20,600	1,100	21,700	0	0	0	0	0	21,700
Enhancement to 800 MHz Motorola Astro P-25 trunking radio system for Public Safety and general government.	L	10,400	0	10,400	0	0	0	0	0	10,400
	O	500	0	500	0	0	0	0	0	500
	Total	31,500	1,100	32,600	0	0	0	0	0	32,600
C0312-FY2007 ENTERPRISE RESOURCE PLANNING SYSTEM	B	10,060	0	10,060	600	600	600	600	600	13,060
The County currently is utilizing SAP ERP software solution as the system of Financial Accounting, Purchasing and Utility Water and Sewer billing.	C	5,530	0	5,530	0	0	0	0	0	5,530
	P	2,700	0	2,700	0	0	0	0	0	2,700
	Total	18,290	0	18,290	600	600	600	600	600	21,290
C0313-FY2008 ENVIRONMENTAL COMPLIANCE CONSTRUCTION	B	12,864	0	12,864	170	170	170	170	170	13,714
A project to support environmental compliance activities for County Facilities.	P	200	0	200	0	0	0	0	0	200
	Total	13,064	0	13,064	170	170	170	170	170	13,914
C0315-FY2009 PUBLIC SAFETY SYSTEM ENHANCEMENTS	B	8,780	667	9,447	700	700	700	700	700	12,947
This project will provide a variety of functionality enhancements for the County's existing Public Safety Systems.	O	950	0	950	0	0	0	0	0	950
	Total	9,730	667	10,397	700	700	700	700	700	13,897

Howard County, MD
FY 2022 Executive Proposed Capital Budget
GENERAL COUNTY PROJECTS

Project Information	Funding Source	Prior Approp.	FY 2022	Total	FY 2023	FY 2024	FY 2025	FY 2026	FY 2027	Total
C0317-FY2013 SYSTEMIC FACILITY IMPROVEMENTS A project to improve or upgrade the physical plant of public buildings, their equipment and systems, to replace plants and systems which have deteriorated beyond routine maintenance or provide for system management initiatives.	B	70,637	0	70,637	0	0	0	0	0	70,637
	L	15,000	0	15,000	0	0	0	0	0	15,000
	O	64	0	64	0	0	0	0	0	64
	P	3,000	0	3,000	0	0	0	0	0	3,000
	Total	88,701	0	88,701	0	0	0	0	0	0
C0319-FY2010 TAX INCREMENT FINANCING PROJECTS A project for funding of tax increment financing projects.	TIF	90,000	0	90,000	0	0	0	0	0	90,000
	Total	90,000	0	90,000	0	0	0	0	0	90,000
C0322-FY2012 CENTRAL FLEET SYSTEMIC IMPROVEMENTS and FUEL SYSTEM This is a project to fund improvements to the County's fuel storage, dispensing and monitoring systems, and to improve or upgrade the physical plant of Fleet Equipment.	B	4,421	700	5,121	760	1,200	800	800	500	9,181
	M	120	0	120	790	0	0	0	0	910
	O	600	0	600	0	0	0	0	0	600
	Total	5,141	700	5,841	1,550	1,200	800	800	500	10,691
C0324-FY2012 GEODETIC NETWORK AUTOMATION A project to purchase survey global positioning system (GPS) and digital survey equipment.	B	165	0	165	60	0	0	0	0	225
	P	290	0	290	25	0	0	0	0	315
	Total	455	0	455	85	0	0	0	0	540
C0329-FY2012 ENERGY MANAGEMENT/IMPROVEMENTS A project to develop a 5-10 year business plan for energy performance optimization.	B	350	300	650	500	0	0	200	400	1,750
	G	75	0	75	0	0	0	0	0	75
	P	650	0	650	0	0	0	0	0	650
	Total	1,075	300	1,375	500	0	0	200	400	2,475
C0332-FY2014 BUS STOP IMPROVEMENTS A project to implement a series of systemic improvements to the Regional Transportation Agency (RTA) bus stops.	B	240	0	240	0	0	0	0	0	240
	G	450	0	450	0	0	0	0	0	450
	P	820	0	820	75	75	50	50	0	1,070

Howard County, MD
FY 2022 Executive Proposed Capital Budget
GENERAL COUNTY PROJECTS

Project Information	Funding Source	Prior Approp.	FY 2022	Total	FY 2023	FY 2024	FY 2025	FY 2026	FY 2027	Total
C0332-FY2014 BUS STOP IMPROVEMENTS	Total	1,510	0	1,510	75	75	50	50	0	1,760
C0333-FY2015 DETENTION CENTER RENOVATIONS	B	12,751	1,000	13,751	3,750	850	850	850	1,020	21,071
The Department of Corrections currently is facing severe challenges and regulatory mandates that must be resolved through various renovations until a new facility can be constructed.	P	0	1,000	1,000	0	0	0	0	0	1,000
	Total	12,751	2,000	14,751	3,750	850	850	850	1,020	22,071
C0334-FY2014 EMERGENCY ALTERNATIVE POWER	B	1,000	0	1,000	0	0	0	0	0	1,000
Relative to County facilities, implement a program to ensure continuity of operations in County facilities for purposes relative to essential functions during various emergency scenarios and make the necessary hardware modifications.	G	300	0	300	0	0	0	0	0	300
	Total	1,300	0	1,300	0	0	0	0	0	1,300
C0335-FY2014 COMMUNITY RESOURCES and SERVICES FACILITY/PROGRAM ENHANCEMENTS	B	15,850	0	15,850	2,240	0	0	0	0	18,090
A project to renovate and expand the facilities for the Department of Community Resources and Services (DCRS).	G	0	1,000	1,000	0	0	0	0	0	1,000
	P	50	5,505	5,555	0	0	0	0	0	5,555
	Total	15,900	6,505	22,405	2,240	0	0	0	0	24,645
C0336-FY2014 LANDFILL RESOURCE MANAGEMENT	B	400	0	400	0	0	0	0	0	400
A project for the design and construction of resource improvements at the Alpha Ridge Landfill and Resident's Recycling and Demonstration Center.	P	100	0	100	0	0	0	0	0	100
	Total	500	0	500	0	0	0	0	0	500
C0337-FY2014 ELLICOTT CITY IMPROVEMENTS and ENHANCEMENTS	B	38,675	0	38,675	3,530	10,500	0	0	0	52,705
This is a project to provide a variety of repairs and improvements to public infrastructure and address other community improvements and to make improvements to the downtown and historic district of the Howard County Seat.	D	165	0	165	0	0	0	0	0	165
	G	16,726	8,870	25,596	0	0	0	0	0	25,596
	O	5	0	5	0	0	0	0	0	5
	P	1,000	5,950	6,950	15,000	0	0	0	0	21,950
	R	1,500	0	1,500	0	0	0	0	0	1,500

Howard County, MD
FY 2022 Executive Proposed Capital Budget
GENERAL COUNTY PROJECTS

Project Information	Funding Source	Prior Approp.	FY 2022	Total	FY 2023	FY 2024	FY 2025	FY 2026	FY 2027	Total
C0337-FY2014 ELLICOTT CITY IMPROVEMENTS and ENHANCEMENTS	W	0	75,000	75,000	0	0	0	0	0	75,000
This is a project to provide a variety of repairs and im	Total	58,071	89,820	147,891	18,530	10,500	0	0	0	176,921
C0338-FY2015 BROADBAND INSTALLATIONS	O	3,000	0	3,000	0	0	0	0	0	3,000
The Broadband Installation project will improve the fiber installed through the ICBN grant and extend services to various organizations including adding additional county facilities to our fiber network.	Total	3,000	0	3,000	0	0	0	0	0	3,000
C0339-FY2015 BROADBAND INSTALLATIONS NON-COUNTY GOVERNMENT	O	5,000	0	5,000	0	0	0	0	0	5,000
The Broadband Installation project will extend services to various non-county government organizations including adding facilities to our fiber network.	Total	5,000	0	5,000	0	0	0	0	0	5,000
C0340-FY2015 BROADBAND INSTALLATIONS NON-GOVERNMENT	O	2,000	0	2,000	0	0	0	0	0	2,000
The Broadband Installation project will extend services to non-government facilities to our fiber network.	Total	2,000	0	2,000	0	0	0	0	0	2,000
C0342-CLARKSVILLE PARKING GARAGE	B	0	0	0	0	0	0	0	0	0
This project is for the design, construction and construction management of a parking garage on Clarksville Pike, Clarksville Maryland.	Total	0	0	0	0	0	0	0	0	0
C0348-FY2017 MODERNIZATION OF FLEET AND HIGHWAYS SHOPS	B	2,615	1,000	3,615	2,369	2,300	100	100	100	8,584
A project for the master planning, design, construction of new facilities and renovation of existing County Fleet and Highways Facilities to modernize the facilities.	Total	2,615	1,000	3,615	2,369	2,300	100	100	100	8,584

Howard County, MD
FY 2022 Executive Proposed Capital Budget
GENERAL COUNTY PROJECTS

Project Information	Funding Source	Prior Approp.	FY 2022	Total	FY 2023	FY 2024	FY 2025	FY 2026	FY 2027	Total
C0349-FY2017 ENVIRONMENTAL COMPLIANCE OPERATIONS	B	873	185	1,058	213	298	345	241	171	2,326
A project to support environmental compliance activities for County Facilities.	Total	873	185	1,058	213	298	345	241	171	2,326
C0350-FY2017 NEW BUDGET SYSTEM	B	500	0	500	0	0	0	0	0	500
The Budget Application project has been established to purchase and implement a new budget system for improved efficiencies, transparency and presentation.	Total	500	0	500	0	0	0	0	0	500
C0351-FY2017 HARRIET TUBMAN REMEDIATION and RESTORATION	B	5,580	0	5,580	800	0	0	0	0	6,380
This project will provide for Harriet Tubman High School remediation of hazardous containing material such as ACM, lead, PCB, and fuel.	G	1,100	750	1,850	0	0	0	0	0	1,850
	P	0	1,300	1,300	0	0	0	0	0	1,300
	Total	6,680	2,050	8,730	800	0	0	0	0	9,530
C0352-FY2017 SITE ACQUISITION FOR SCHOOL SITES AND ELEVATED WATER STORAGE FACILITIES	B	10,720	0	10,720	0	0	0	0	0	10,720
This project establishes a fund for school site acquisition that comes available on the market that meets the future needs of the County specifically to serve the public interest to add or enhance the school system sites for new schools.	G	2,500	-2,500	0	0	0	0	0	0	0
	M	6,800	0	6,800	0	0	0	0	0	6,800
	O	2,500	0	2,500	0	0	0	0	0	2,500
	P	5,500	2,500	8,000	0	0	0	0	0	8,000
	Total	28,020	0	28,020	0	0	0	0	0	28,020
C0353-TRANSIT CENTER	TIF	0	0	0	0	0	0	250	500	750
A project for site selection, design and construction of a transit center.	Total	0	0	0	0	0	0	250	500	750
C0354-FY2019 BUILDING ACCESS CONTROL AND SECURITY ENHANCEMENTS	B	100	0	100	0	0	0	0	0	100
This project includes design and implementation of new and improved existing electronic security systems at a number of County facilities.	Total	100	0	100	0	0	0	0	0	100

Howard County, MD
FY 2022 Executive Proposed Capital Budget
GENERAL COUNTY PROJECTS

Project Information	Funding Source	Prior Approp.	FY 2022	Total	FY 2023	FY 2024	FY 2025	FY 2026	FY 2027	Total
C0358-FY2019 NORTH LAUREL COMMUNITY POOL This project will construct an enclosed swimming pool at North Laurel Park, providing the County with a needed second public pool.	B	4,100	-4,000	100	0	0	0	0	0	100
	Total	4,100	-4,000	100	0	0	0	0	0	100
C0359-FY2019 TURF VALLEY SCHOOL SITE ACQUISITION A project to purchase land for a new elementary school in the Turf Valley neighborhood of Ellicott City.	B	4,000	0	4,000	0	0	0	0	0	4,000
	P	0	2,000	2,000	0	0	0	0	0	2,000
	Total	4,000	2,000	6,000	0	0	0	0	0	6,000
C0360-FY2019 REAL ESTATE PLANNING AND DESIGN This project will provide funding for expenses related to potential properties that become available and meet the future needs of the County to serve the public interest and no funded Capital Project exists.	B	500	0	500	400	0	0	300	0	1,200
	Total	500	0	500	400	0	0	300	0	1,200
C0362-FY2019 GATEWAY INNOVATION CENTER RENOVATION A project for renovations of the Gateway Building located at 6751 Columbia Gateway Drive to facilitate the implementation of the Gateway Innovation Center.	O	3,000	0	3,000	0	0	0	0	0	3,000
	OG	1,000	0	1,000	0	0	0	0	0	1,000
	Total	4,000	0	4,000	0	0	0	0	0	4,000
C0363-FY2019 LINWOOD SCHOOL PARKING LOT A project to construct a parking lot adjacent to the Linwood School site located on Martha Bush Drive in Ellicott City.	B	100	0	100	0	0	0	0	0	100
	G	100	0	100	0	0	0	0	0	100
	O	100	0	100	0	0	0	0	0	100
	Total	300	0	300	0	0	0	0	0	300
C0364-FY2021 NEW CULTURAL CENTER This project is to design and build a cultural art center in downtown Columbia.	D	1,000	0	1,000	0	0	0	0	0	1,000
	G	500	0	500	0	0	0	0	0	500
	OG	54,652	0	54,652	0	0	0	0	0	54,652

Howard County, MD
FY 2022 Executive Proposed Capital Budget
GENERAL COUNTY PROJECTS

Project Information	Funding Source	Prior Approp.	FY 2022	Total	FY 2023	FY 2024	FY 2025	FY 2026	FY 2027	Total
C0364-FY2021 NEW CULTURAL CENTER	Total	56,152	0	56,152	0	0	0	0	0	56,152
C0365 - SYSTEMIC FACILITY IMPROVEMENTS Project to maintain all county facilities managed by the Department of Public Works.	B	0	3,800	3,800	4,720	4,800	4,800	4,800	4,800	27,720
	Total	0	3,800	3,800	4,720	4,800	4,800	4,800	4,800	27,720
C0366 - PUBLIC SAFETY TRAINING FACILITIES IMPROVEMENTS Project will make improvements determined by Public safety Master Plan, and as determined necessary for safety.	B	0	1,555	1,555	0	0	0	0	0	1,555
	Total	0	1,555	1,555	0	0	0	0	0	1,555
GENERAL COUNTY PROJECTS Total		731,465	107,786	839,251	43,825	37,798	11,181	21,426	15,398	968,879

Howard County, MD
FY 2022 Executive Proposed Capital Budget (\$000)
GENERAL COUNTY PROJECTS

	Revenue Source	Prior Total	Current FY	Appropriation Total
B	BONDS	384,412	5,927	390,339
D	DEVELOPER CONTRIBUTION	1,165	0	1,165
G	GRANTS	90,029	8,120	98,149
L	LEASE	25,400	0	25,400
M	METRO DISTRICT BOND	6,920	0	6,920
OG	Other GO	55,652	0	55,652
O	OTHER SOURCES	53,581	484	54,065
P	PAY AS YOU GO	17,026	18,255	35,281
R	STORMWATER UTILTY FUNDING	1,500	0	1,500
TIF	TIF BONDS	90,000	0	90,000
T	TRANSFER TAX	250	0	250
C	UTILITY CASH	5,530	0	5,530
W	WATER QUALITY STATE OR FED LOAN	0	75,000	75,000
Total		731,465	107,786	839,251

Howard County, MD
FY 2022 Executive Proposed 5 Year Capital Budget Project Type Summary
GENERAL COUNTY PROJECTS

Revenue Source		Prior Approp	Current FY	2023	2024	2025	2026	2027	Total
B	BONDS	384,412	5,927	22,612	23,218	10,165	10,561	10,261	467,156
C	UTILITY CASH	5,530	0	0	0	0	0	0	5,530
D	DEVELOPER CONTRIBUTION	1,165	0	0	0	0	0	0	1,165
G	GRANTS	90,029	8,120	0	10,000	0	10,000	0	118,149
L	LEASE	25,400	0	0	0	0	0	0	25,400
M	METRO DISTRICT BOND	6,920	0	790	0	0	0	0	7,710
O	OTHER SOURCES	53,581	484	5,297	4,455	940	515	4,611	69,883
OG	Other GO	55,652	0	0	0	0	0	0	55,652
P	PAY AS YOU GO	17,026	18,255	15,126	125	76	100	26	50,734
R	STORMWATER UTILTY FUNDING	1,500	0	0	0	0	0	0	1,500
T	TRANSFER TAX	250	0	0	0	0	0	0	250
TIF	TIF BONDS	90,000	0	0	0	0	250	500	90,750
W	WATER QUALITY STATE OR FED LOAN	0	75,000	0	0	0	0	0	75,000
Total		731,465	107,786	43,825	37,798	11,181	21,426	15,398	968,879

Fiscal 2022 Capital Budget

GENERAL COUNTY PROJECTS

Project: C0182-FY1985 PUBLIC SAFETY EDUCATION CENTER

Description

A project for design & construction of a group of facilities for training of public safety employees. Facilities are intended to include a burn building and drill tower, offices, classrooms, laboratories, weapons training facilities, crime scene simulation facilities, ancillary buildings, library & study for emergency service education programs.

Justification

Firing Range: expansion to meet combined training missions of Police, Sheriff & Dept. of Corrections. Current range was constructed based upon approx. half the number of sworn officers. Demand currently exceeds available capacity & presents operational liabilities with potential for errant rounds to escape insufficient containment berm & travel to significant population centers in proximity. Current measured decibel values are at max. permitted by COMAR. Critical training compromised if progress is not made in establishing both hands-on & classroom training facilities that are co-located.

Remarks

Firing Range safety modifications transitioning to new Capital Project C0366. Remaining funds in this project will be spent down on environmental study costs.

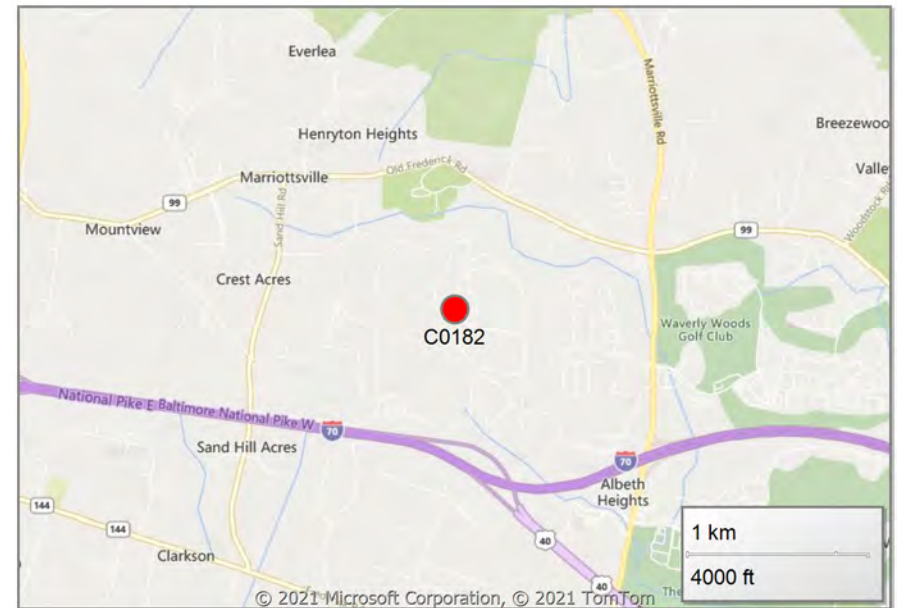
Project Schedule

FY22 - Funds will be spent down on environmental study costs. No further planned work.

Operating Budget Impact

Estimated annual utility, custodial and operating costs upon construction completion for the planned renovations: \$100,000

FY2022 Bonds - Annual Debt Service Payment	0
FY2022 Bonds - 20-Year Total Debt Service Payment	0
Total Project Bonds - Annual Debt Service Payment	2,086,470
Total Project Bonds - 20-Year Total Debt Service Payment	41,729,401



Fiscal 2022 Capital Budget

GENERAL COUNTY PROJECTS

Project: C0182-FY1985 PUBLIC SAFETY EDUCATION CENTER

(In Thousands)	Five Year Capital Program									Master Plan				
	Prior Appr.	FY2022 Budget	Appr. Total	Fiscal 2023	Fiscal 2024	Fiscal 2025	Fiscal 2026	Fiscal 2027	Sub Total	Fiscal 2028	Fiscal 2029	Fiscal 2030	Fiscal 2031	Total Project
PLANS & ENGINEERING	3,143	0	3,143	0	0	0	0	0	0	0	0	0	0	3,143
LAND ACQUISITION	945	0	945	0	0	0	0	0	0	0	0	0	0	945
CONSTRUCTION	21,225	0	21,225	0	0	0	0	0	0	0	0	0	0	21,225
ADMINISTRATION	93	0	93	0	0	0	0	0	0	0	0	0	0	93
EQUIPMENT & FURNISHINGS	2,170	0	2,170	0	0	0	0	0	0	0	0	0	0	2,170
Total Expenditures	27,576	0	27,576	0	0	0	0	0	0	0	0	0	0	27,576
BONDS	27,326	0	27,326	0	0	0	0	0	0	0	0	0	0	27,326
TRANSFER TAX	250	0	250	0	0	0	0	0	0	0	0	0	0	250
Total Funding	27,576	0	27,576	0	0	0	0	0	0	0	0	0	0	27,576

\$27,524,661 spent and encumbered through February 2021

\$27,550,476 spent and encumbered through February 2020

Project Status Firing Range: Completed Phases 1 & 2 of a concept design study. A third-party reviewer was engaged to review detailed cost estimates. Design team continues to study environmental impacts, cost data has been updated to include acoustical mitigation efforts. Implementation timeline has been updated based on priority discussions with Howard County Department of Police.

FY 2021 Budget	27,576	0	27,576	0	0	0	7,021	6,969	13,990	1,200	0	0		42,766
Difference 2021 / 2022	0	0	0	0	0	0	(7,021)	(6,969)	(13,990)	(1,200)	0	0	0	(15,190)

Project schedule changed to spend down remaining funds.

Fiscal 2022 Capital Budget

GENERAL COUNTY PROJECTS

Project: C0214-C0214-CATEGORY CONTINGENCY FUND

Description

The fund is designed for use as a revenue source for Transfers of Appropriation when either construction costs are higher than originally estimated, contributions from grants vary from projections, or engineering must be advanced from future years to the present fiscal year for critical program needs; all subject to Council approval.

Justification

This fund will allow for the timely completion of approved projects by contingency funding as-required.

Remarks

1. GRANT & OTHER funds represent only an appropriation that can be drawn from when an appropriation is needed by a recipient project that is under-appropriated.
2. Prior Appropriation reflects TAO #1 - 2018, TAO #2 adopted October 5th, 2006.
3. TAO #1 and TAO #3-2009.
4. TAO #1 and TAO #2-2011.
5. TAO #1, TAO #2 and TAO #3-2014
6. TAO #1-2018.
7. TAO #1-2019.
8. FY22 Restore previously defunded in FY21; funding to F5976 North Columbia Fire station.

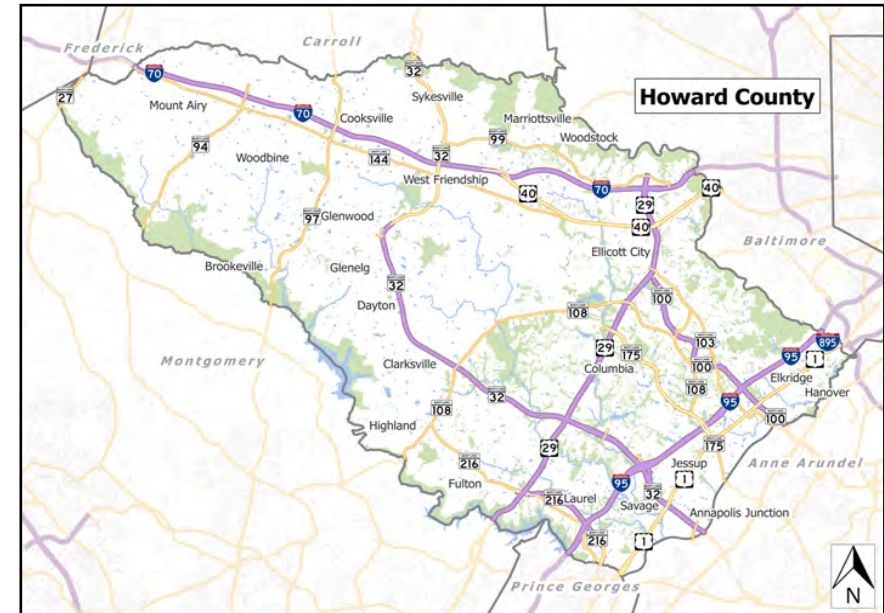
Project Schedule

As Required

Operating Budget Impact

No Operating Impact

FY2022 Bonds - Annual Debt Service Payment	0
FY2022 Bonds - 20-Year Total Debt Service Payment	0
Total Project Bonds - Annual Debt Service Payment	0
Total Project Bonds - 20-Year Total Debt Service Payment	0



Fiscal 2022 Capital Budget

GENERAL COUNTY PROJECTS

Project: C0214-C0214-CATEGORY CONTINGENCY FUND

(In Thousands)	Five Year Capital Program									Master Plan				
	Prior Appr.	FY2022 Budget	Appr. Total	Fiscal 2023	Fiscal 2024	Fiscal 2025	Fiscal 2026	Fiscal 2027	Sub Total	Fiscal 2028	Fiscal 2029	Fiscal 2030	Fiscal 2031	Total Project
PLANS & ENGINEERING	5,876	0	5,876	0	0	0	0	0	0	0	0	0	0	5,876
LAND ACQUISITION	4,323	0	4,323	0	0	0	0	0	0	0	0	0	0	4,323
CONSTRUCTION	67,253	(3,000)	64,253	0	10,000	0	10,000	0	20,000	0	0	0	0	84,253
OTHER	1,100	0	1,100	0	0	0	0	0	0	0	0	0	0	1,100
Total Expenditures	78,552	(3,000)	75,552	0	10,000	0	10,000	0	20,000	0	0	0	0	95,552
GRANTS	67,452	0	67,452	0	10,000	0	10,000	0	20,000	0	0	0	0	87,452
OTHER SOURCES	11,100	(3,000)	8,100	0	0	0	0	0	0	0	0	0	0	8,100
Total Funding	78,552	(3,000)	75,552	0	10,000	0	10,000	0	20,000	0	0	0	0	95,552

\$0 spent and encumbered through February 2021

\$0 spent and encumbered through February 2020

Project Status

FY 2021 Budget	133,204	0	133,204	0	10,000	0	10,000	0	20,000	0	0	0		153,204
Difference 2021 / 2022	(54,652)	(3,000)	(57,652)	0	0	0	0	0	0	0	0	0	0	(57,652)

The prior appropriation was modified to reflect passage of TAOI -2021 which transferred \$54.652 million out of this project to C0364 New Cultural Center.

Project: C0256-ENVIRONMENTAL ASSESSMNT CONTINGENCY FUND

Description

Evaluation of environmental conditions of property and buildings which become available for purchase or use prior to a specific capital project being established or which are part of an existing project. This also applies to purchases under the Acquisition Contingency Fund. Phase I, II and/or III environmental assessments would be completed as necessary to evaluate the properties or buildings and may include various remediation measures under Phase III.

Justification

Acquisition of property can result in liability for environmental cleanups. Environmental assessments prior to property acquisition will assist the County in determining fair market value. Environmental assessments and remediation may also be required if problems are identified after acquisition.

Remarks

Assessments may be performed which determine that the site is not suitable and no purchase is made.

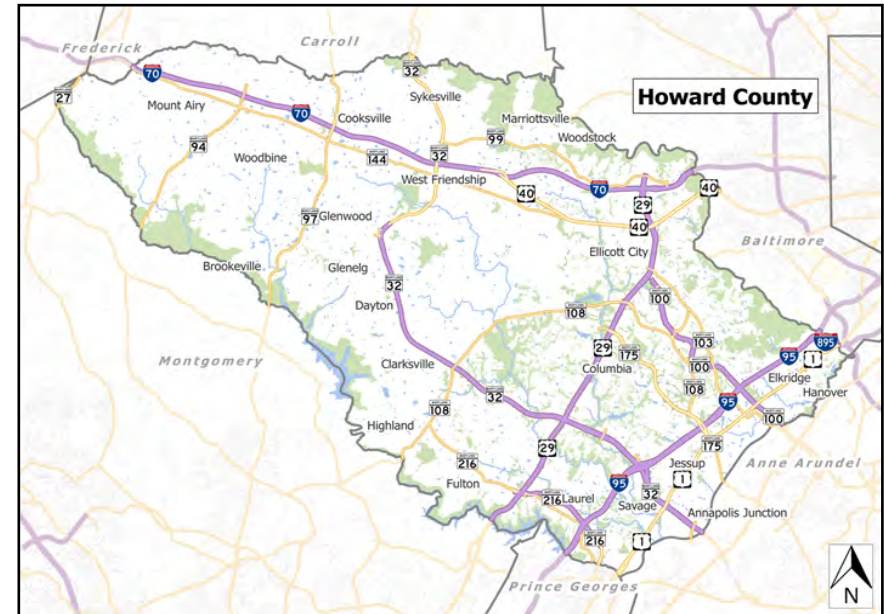
Project Schedule

Program

Operating Budget Impact

There is no operating cost impact.

FY2022 Bonds - Annual Debt Service Payment	0
FY2022 Bonds - 20-Year Total Debt Service Payment	0
Total Project Bonds - Annual Debt Service Payment	0
Total Project Bonds - 20-Year Total Debt Service Payment	0



Fiscal 2022 Capital Budget

GENERAL COUNTY PROJECTS

Project: C0256-ENVIRONMENTAL ASSESSMNT CONTINGENCY FUND

(In Thousands)	Five Year Capital Program									Master Plan				
	Prior Appr.	FY2022 Budget	Appr. Total	Fiscal 2023	Fiscal 2024	Fiscal 2025	Fiscal 2026	Fiscal 2027	Sub Total	Fiscal 2028	Fiscal 2029	Fiscal 2030	Fiscal 2031	Total Project
PLANS & ENGINEERING	600	0	600	0	50	0	50	0	100	50	0	50	0	800
LAND ACQUISITION	0	0	0	0	0	0	0	0	0	0	0	0	0	0
CONSTRUCTION	46	0	46	26	0	26	0	26	78	0	26	0	26	176
ADMINISTRATION	0	0	0	0	0	0	0	0	0	0	0	0	0	0
Total Expenditures	646	0	646	26	50	26	50	26	178	50	26	50	26	976
PAY AS YOU GO	646	0	646	26	50	26	50	26	178	50	26	50	26	976
Total Funding	646	0	646	26	50	26	50	26	178	50	26	50	26	976

\$490,325 spent and encumbered through February 2021

\$490,325 spent and encumbered through February 2020

Project Status No current projects underway.

FY 2021 Budget	646	26	672	50	26	50	26	50	202	26	50	26		976
Difference 2021 / 2022	0	(26)	(26)	(24)	24	(24)	24	(24)	(24)	24	-24	24	26	0

Fiscal 2022 Capital Budget

GENERAL COUNTY PROJECTS

Project: C0285-FY2002 US1 CORRIDOR REVITALIZATION

Description

A project to plan, design and implement a series of streetscape, pedestrian, bicycle, transportation and public green space improvements on public property in the US1 Corridor. Acquisition for these improvements may be needed. Funding includes developer contributions. The County will either construct the improvements or have the developers construct the improvements for the County.

Justification

Revitalization of the US1 Corridor continues to be a priority area under PlanHoward 2030. The purpose is to invest public funds in community enhancement projects that will support and spur revitalization by the private sector, promote economic development and public safety and enhance the quality of life in existing, older neighborhoods in the Corridor. The project implements changes and improvements planned along the entire 11 mile corridor. Larger projects will implement improvements for the public benefit.

Remarks

1. Future funding for this project determined by the Department of Planning and Zoning based on the outcomes of the Rt 1 Corridor Master Plan and the 2017 US1 Safety Evaluation. The Office of Transportation, through the Safety Evaluation, developed a series of short-term improvements that include crosswalks and sidewalks. The Rt 1 Corridor Master Plan will be target to transportation, infrastructure and economic development strategies. Targeted for completion in late 2019, the plan will guide future funding for this project. In 2018, Howard County commissioned a market analysis of US1. The study identified market issues and suggested that future redevelopment focus on commercial nodes. This study will evaluate conditions to identify market-based development concepts that refine and clarify the Corridor's vision. Once complete, the study will guide implementation efforts and direct future funding for this project.
2. Pedestrian and bicycle improvements to promote public safety and access to State and Howard County public transportation services and MARC rail.
3. OTHER: Developer Contribution relating to CB2-2016.

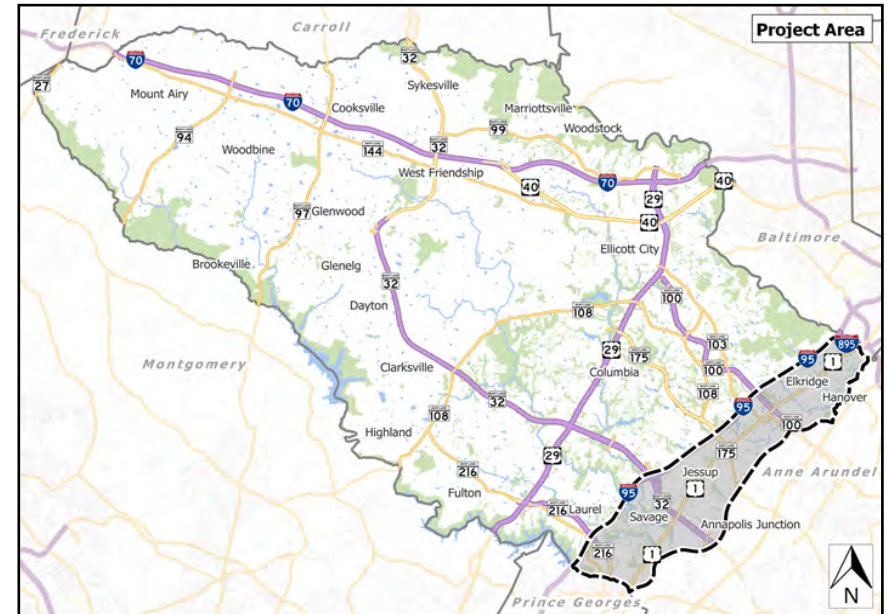
Project Schedule

- FY21 - Continue implementation of US1 Safety Evaluation Projects
- FY22 - Completion of project design currently underway. Financial closeout of the project.

Operating Budget Impact

Annual Bond Redemption \$56,250

FY2022 Bonds - Annual Debt Service Payment	0
FY2022 Bonds - 20-Year Total Debt Service Payment	0
Total Project Bonds - Annual Debt Service Payment	83,990
Total Project Bonds - 20-Year Total Debt Service Payment	1,679,805



Explanation of Changes

No additional funds requested.

Fiscal 2022 Capital Budget

GENERAL COUNTY PROJECTS

Project: C0285-FY2002 US1 CORRIDOR REVITALIZATION

(In Thousands)	Five Year Capital Program										Master Plan			
	Prior Appr.	FY2022 Budget	Appr. Total	Fiscal 2023	Fiscal 2024	Fiscal 2025	Fiscal 2026	Fiscal 2027	Sub Total	Fiscal 2028	Fiscal 2029	Fiscal 2030	Fiscal 2031	Total Project
PLANS & ENGINEERING	1,200	0	1,200	0	0	0	0	0	0	0	0	0	0	1,200
LAND ACQUISITION	0	0	0	0	0	0	0	0	0	0	0	0	0	0
CONSTRUCTION	1,336	0	1,336	0	0	0	0	0	0	0	0	0	0	1,336
ADMINISTRATION	0	0	0	0	0	0	0	0	0	0	0	0	0	0
Total Expenditures	2,536	0	2,536	0	0	0	0	0	0	0	0	0	0	2,536
BONDS	1,100	0	1,100	0	0	0	0	0	0	0	0	0	0	1,100
GRANTS	826	0	826	0	0	0	0	0	0	0	0	0	0	826
OTHER SOURCES	610	0	610	0	0	0	0	0	0	0	0	0	0	610
Total Funding	2,536	0	2,536	0	0	0	0	0	0	0	0	0	0	2,536

\$2,150,221 spent and encumbered through February 2021

\$2,125,994 spent and encumbered through February 2020

Project Status

1. Engineering consultant was retained in FY09 to conduct a project planning study for a potential alignment of a section of US1 to accommodate the newly identified right-of-way and improvements. In FY10, SHA and property owners created a plan re alignment and financial obligations.
 2. FY12 - Three sidewalk improvements projects constructed totaling \$494,890 utilizing HUD grant and local funds.
 3. FY15 - SHA working on preliminary engineering for N Laurel Area improvements.
 4. FY16 - Reduction to Grant Funds to align with grants received and spent.
 5. FY17 - Property acquisition for construction of sidewalk connectivity improvements near N Laurel Rd, in the median of the southbound lane of US1.
 6. FY18-FY19 - Projects to be identified in conjunction with the outcomes of the Washington Boulevard Study.
 7. FY20 - Implementation of projects from the US1 Safety Evaluation.
- FY21 - Continued implementation of projects from the US1 Safety Evaluation
 FY22 - Completion of current project design. Financial close out of Project.

FY 2021 Budget	2,536	0	2,536	0	0	0	0	0	0	0	0	0		2,536
Difference 2021 / 2022	0	0	0	0	0	0	0	0	0	0	0	0	0	0

None.

Project: C0290-FY2019 COURTHOUSE RENOVATION REPLACEMENT

Description

A project to renovate and replace the existing courthouse. The effort will be to construct a new Judicial Function Building|Parking Garage, while maintaining the existing facility. The Dorsey Building site on MD 108 will be used for the new facility.

Justification

The project will provide:

1. New judicial function building|parking garage which provides additional Court facilities short and intermediate-term requirements;
2. Single entry security checkpoint;
3. Two new civil courtrooms, with judges chambers;
4. Secure parking for judges and masters;
5. Greater functionality for lobby, jury assembly areas, waiting areas, and circulation atrium space;
6. Renovated existing functional space for court expanding requirements;
7. Site work revisions for judicial building|parking garage.

Remarks

1. All stakeholders of Circuit Court were interviewed and a complete set of program requirements were developed which identified current and future needs. Current funds to be used to maintain the existing Circuit Courthouse and P3 development process for new Courthouse.
2. Funding represents only public funding.
3. Title changed FY2018. Previous Title: Courthouse Renovation.
4. The County's financial system will allow tracking of spending related to renovation of existing Courthouse and proposed construction of new Courthouse separately within the same project.

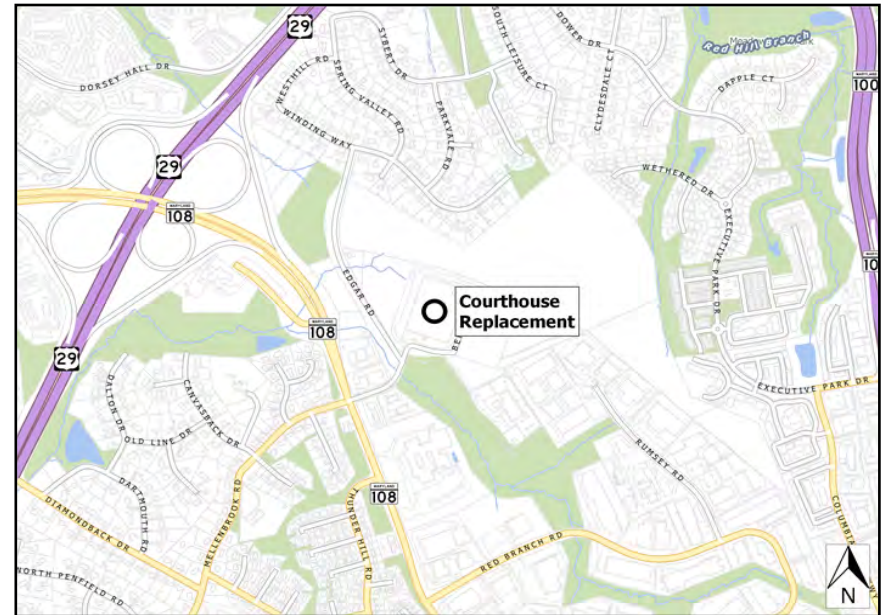
Project Schedule

FY22 - Project will begin the process of financial close out.

Operating Budget Impact

Private financing through annual availability payment in multi-year contracts will be shown in operating budget.

FY2022 Bonds - Annual Debt Service Payment	0
FY2022 Bonds - 20-Year Total Debt Service Payment	0
Total Project Bonds - Annual Debt Service Payment	7,443,062
Total Project Bonds - 20-Year Total Debt Service Payment	148,861,233



Explanation of Changes

\$2.4 million in old courthouse maintenance appropriation no longer needed is defunded.

Fiscal 2022 Capital Budget

GENERAL COUNTY PROJECTS

Project: C0290-FY2019 COURTHOUSE RENOVATION REPLACEMENT

(In Thousands)	Five Year Capital Program										Master Plan			
	Prior Appr.	FY2022 Budget	Appr. Total	Fiscal 2023	Fiscal 2024	Fiscal 2025	Fiscal 2026	Fiscal 2027	Sub Total	Fiscal 2028	Fiscal 2029	Fiscal 2030	Fiscal 2031	Total Project
PLANS & ENGINEERING	5,435	0	5,435	0	0	0	0	0	0	0	0	0	0	5,435
LAND ACQUISITION	0	0	0	0	0	0	0	0	0	0	0	0	0	0
CONSTRUCTION	89,460	(2,400)	87,060	0	0	0	0	0	0	0	0	0	0	87,060
ADMINISTRATION	45	0	45	0	0	0	0	0	0	0	0	0	0	45
EQUIPMENT & FURNISHINGS	3,180	0	3,180	0	0	0	0	0	0	0	0	0	0	3,180
OTHER	1,760	0	1,760	0	0	0	0	0	0	0	0	0	0	1,760
Total Expenditures	99,880	(2,400)	97,480	0	0	0	0	0	0	0	0	0	0	97,480
BONDS	98,895	(2,400)	96,495	0	0	0	0	0	0	0	0	0	0	96,495
PAY AS YOU GO	985	0	985	0	0	0	0	0	0	0	0	0	0	985
Total Funding	99,880	(2,400)	97,480	0	0	0	0	0	0	0	0	0	0	97,480

\$16,970,795 spent and encumbered through February 2021

\$15,547,567 spent and encumbered through February 2020

Project Status FY16 - Study of options for new courthouse and courthouse requirements completed.

FY17 - Continue preliminary evaluation of financial options.

FY18 - Complete Request for Qualifications and Request for Proposal.

FY19 - Award P3 (Public Private Partnership) contract, start design build process.

FY20 - Demolition of existing Dorsey building, complete design documentation and start construction.

FY21 - Complete construction. Estimated completion and occupancy Summer 2021.

FY 2021 Budget	99,880	0	99,880	0	0	0	0	0	0	0	0	0	0	99,880
Difference 2021 / 2022	0	(2,400)	(2,400)	0	0	0	0	0	0	0	0	0	0	(2,400)

With operations being moved to the new courthouse in FY 2022, the full amount of prior appropriation to maintain the old courthouse will not be needed and \$2.4M will be defunded.

Fiscal 2022 Capital Budget

GENERAL COUNTY PROJECTS

Project: C0299-FY2005 WASTE MANAGEMENT IMPROVEMENTS

Description

A project for the design and construction of capital improvements at the Alpha Ridge Solid Waste Facility, New Cut and Carrs Mill Landfills. Scheduled improvements are detailed in the Project Schedule section. Unscheduled improvements may be undertaken based on monitoring results or systems failures.

Justification

Improvements required to comply with State/Federal regulations, and to provide adequate facilities to serve long term waste management needs.

Remarks

1. Schedule for construction of new cell and capping of existing cell at landfill dependent on rate at which existing cell reaches capacity.
2. Improvements are for Alpha Ridge Solid Waste Facility except as noted.
3. OTHER funding represents Bonds financed by the Environmental Service Fund.
4. Budget planning assumes waste export through FY28.

Project Schedule

FY21 – Upgrade scale, security, leachate storage and gas collection. Construct compost infrastructure, storage structures.

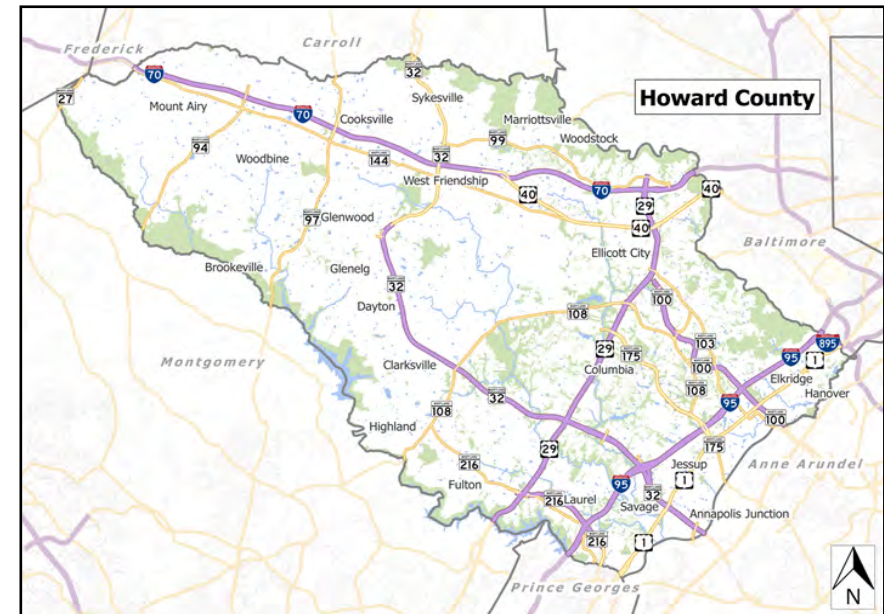
Design compost building, closed cell regrades, scale house.

FY22-FY26 – Upgrade LFGE compressor and collection system, TS expansion and floor replacement. Construct compost building, additional bunkers and replacement scalehouse Design swap shop and material recovery facility. Decommission NCL groundwater treatment.

Operating Budget Impact

A project for the design and construction of capital improvements at the Alpha Ridge Solid Waste Facility, New Cut and Carrs Mill Landfills. Scheduled improvements are detailed in the Project Schedule section. Unscheduled improvements may be undertaken.

FY2022 Bonds - Annual Debt Service Payment	0
FY2022 Bonds - 20-Year Total Debt Service Payment	0
Total Project Bonds - Annual Debt Service Payment	402,313
Total Project Bonds - 20-Year Total Debt Service Payment	8,046,264



Fiscal 2022 Capital Budget

GENERAL COUNTY PROJECTS

Project: C0299-FY2005 WASTE MANAGEMENT IMPROVEMENTS

(In Thousands)	Five Year Capital Program									Master Plan				
	Prior Appr.	FY2022 Budget	Appr. Total	Fiscal 2023	Fiscal 2024	Fiscal 2025	Fiscal 2026	Fiscal 2027	Sub Total	Fiscal 2028	Fiscal 2029	Fiscal 2030	Fiscal 2031	Total Project
PLANS & ENGINEERING	3,546	780	4,326	385	0	425	0	800	1,610	0	80	50	0	6,066
LAND ACQUISITION	0	0	0	0	0	0	0	0	0	0	0	0	0	0
CONSTRUCTION	25,289	2,285	27,574	4,550	4,325	500	500	3,700	13,575	0	4,000	300	0	45,449
ADMINISTRATION	786	69	855	137	130	15	15	111	408	0	120	9	0	1,392
EQUIPMENT & FURNISHINGS	0	350	350	225	0	0	0	0	225	350	0	0	0	925
Total Expenditures	29,621	3,484	33,105	5,297	4,455	940	515	4,611	15,818	350	4,200	359	0	53,832
BONDS	5,269	0	5,269	0	0	0	0	0	0	0	0	0	0	5,269
OTHER SOURCES	24,152	3,484	27,636	5,297	4,455	940	515	4,611	15,818	350	4,200	359	0	48,363
PAY AS YOU GO	200	0	200	0	0	0	0	0	0	0	0	0	0	200
Total Funding	29,621	3,484	33,105	5,297	4,455	940	515	4,611	15,818	350	4,200	359	0	53,832

\$25,999,891 spent and encumbered through February 2021

\$24,241,358 spent and encumbered through February 2020

Project Status FY13-Complete gas to energy system, leachate improvements & LFG capture improvements. Design & begin construction of full scale composting facility. Improve video surveyance. Design office space, gas collection & route truck access improvements. FY14-Complete trailer storage area & groundwater expansion, entrance road improvements, transfer station noise reduction equipment pole barn. Design leachate collection improvements & additional gas capture & continue full scale compost design. FY15-Complete blower 1 replacement, access road construction, compost facility design & construction groundwater system expansion, Construct residential recycling shelters, & maintenance shop yard improvements. FY16-Complete maintenance shop yard improvements, resurface residents` area, design gas capture improvements, replace leachate power back-up. FY17-Construct gas capture improvement, construct next phase of expanded compost facility, design groundwater upgrades. FY18-Construct Phase 2A compost facility, upgrade groundwater recovery at Alpha Ridge & Carrs Mill Landfills, transfer station repair. FY19-Finish FY18 construction, material shelters, design Compost 2B. FY20-Finish shelter construction, scale system upgrades, leachate refurbish, gas valve replacements. FY21-Construct Compost 2B, ARL groundwater rehab, design compost processing building and closed cell regrade, start building construction.

FY 2021 Budget	29,621	3,002	32,623	4,083	747	940	0	4,611	10,381	350	4,200	359		47,913
Difference 2021 / 2022	0	482	482	1,214	3,708	0	515	0	5,437	0	0	0	0	5,919

Fiscal 2022 Capital Budget

GENERAL COUNTY PROJECTS

Project: C0301-FY2005 TECHNOLOGY INFRASTRUCTURE UPGRADES

Description

This project covers security, infrastructure hardware and network upgrades, as well as life-cycle replacement. This includes the engineering assessment & analysis to ensure our computing environment meets the long term county objectives. The project also covers required disaster recovery, secure primary and secondary data centers, video conferencing equipment, and security cameras for the County as well as public WiFi.

Justification

A secure stable environment is required to support County-wide applications. We will ensure adequate bandwidth, storage, and computing capacity to align with changing needs. We provide redundancy for key applications such as Public Safety. The data centers will be continuously upgraded and modernized to make sure we stay current with industry trends.

Remarks

1. This is a systemic IT project that supports the county's goal to maintain a secure and stable computing environment. IT covers security, infrastructure hardware and network capacity expansions, as well as life-cycle replacement. The project also covers data centers, system recover, video conferencing, security cameras and public WiFi.
2. Upgrade the network as necessary, replace end of life switch gear county wide, and support departments' shifting their equipment into the county data center (as appropriate). The firewall end of life replacement is currently underway. In addition, we will launch a new County Website, begin work on the CAD|RMS project, and make network infrastructure upgrades.

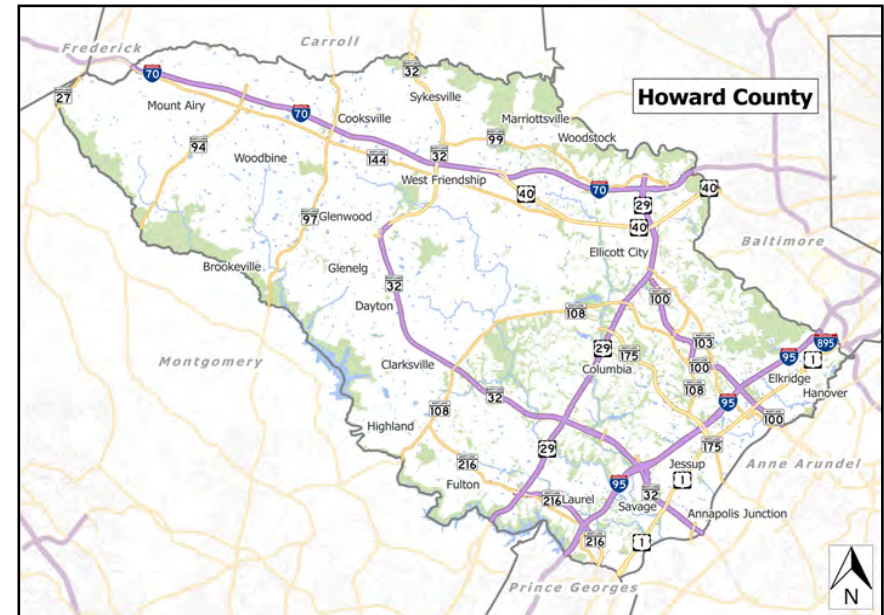
Project Schedule

FY21 – Public safety infrastructure upgrades. As part of the CAD upgrade a holistic view of the infrastructure that 911 operates on will be evaluated and upgrades will take place to ensure the platform is highly secure and reliable.
FY22 – We will continue to upgrade and enhance technology based upon the need for remote work.

Operating Budget Impact

Equipment refresh should have negligible impact on the operating budget. However, as demand for computing increases, the expansion will result in an increase in on-going operating expenses. Current estimate is \$200-\$500K.

FY2022 Bonds - Annual Debt Service Payment	154,237
FY2022 Bonds - 20-Year Total Debt Service Payment	3,084,732
Total Project Bonds - Annual Debt Service Payment	2,822,148
Total Project Bonds - 20-Year Total Debt Service Payment	56,442,963



Fiscal 2022 Capital Budget

GENERAL COUNTY PROJECTS

Project: C0301-FY2005 TECHNOLOGY INFRASTRUCTURE UPGRADES

(In Thousands)	Five Year Capital Program										Master Plan			
	Prior Appr.	FY2022 Budget	Appr. Total	Fiscal 2023	Fiscal 2024	Fiscal 2025	Fiscal 2026	Fiscal 2027	Sub Total	Fiscal 2028	Fiscal 2029	Fiscal 2030	Fiscal 2031	Total Project
PLANS & ENGINEERING	12,870	0	12,870	1,800	1,800	1,800	1,800	1,800	9,000	0	0	0	0	21,870
LAND ACQUISITION	0	0	0	0	0	0	0	0	0	0	0	0	0	0
CONSTRUCTION	11,931	0	11,931	0	0	0	0	0	0	0	0	0	0	11,931
ADMINISTRATION	265	0	265	0	0	0	0	0	0	0	0	0	0	265
EQUIPMENT & FURNISHINGS	1,760	2,020	3,780	0	0	0	0	0	0	0	0	0	0	3,780
Total Expenditures	26,826	2,020	28,846	1,800	1,800	1,800	1,800	1,800	9,000	0	0	0	0	37,846
BONDS	25,941	2,020	27,961	1,800	1,800	1,800	1,800	1,800	9,000	0	0	0	0	36,961
PAY AS YOU GO	885	0	885	0	0	0	0	0	0	0	0	0	0	885
Total Funding	26,826	2,020	28,846	1,800	1,800	1,800	1,800	1,800	9,000	0	0	0	0	37,846

\$23,581,093 spent and encumbered through February 2021

\$23,351,323 spent and encumbered through February 2020

Project Status FY21 – Funds requested in FY21 are being used to launch a new County Website and citizen facing portal, begin work on the CAD|RMS project, and make network infrastructure upgrades.

FY22 – In addition to the remarks made above for this project, we will continue to upgrade and enhance technology based upon the need for remote work.

FY 2021 Budget	26,826	2,000	28,826	2,000	2,000	2,000	2,000	2,000	10,000	2,000	2,000	0		42,826
Difference 2021 / 2022	0	20	20	(200)	(200)	(200)	(200)	(200)	(1,000)	(2,000)	-2,000	0	0	(4,980)

Project: C0311-FY2007 PUBLIC SAFETY RADIO SYSTEM ENHANCEMENTS

Description

Enhancement to 800 MHz Motorola Astro P-25 trunking radio system for Public Safety and general government. With ongoing efforts to identify poor coverage areas and maintenance of core radio network.

Justification

Routers, servers and software replacement is needed to support Public Safety and interoperability radio communications.

Remarks

1. Replace Routers, Servers and Software for 800 MHz Radio system Network Core
2. All work to be done in one year.
3. OTHER revenue represents Fire Tax Funding.

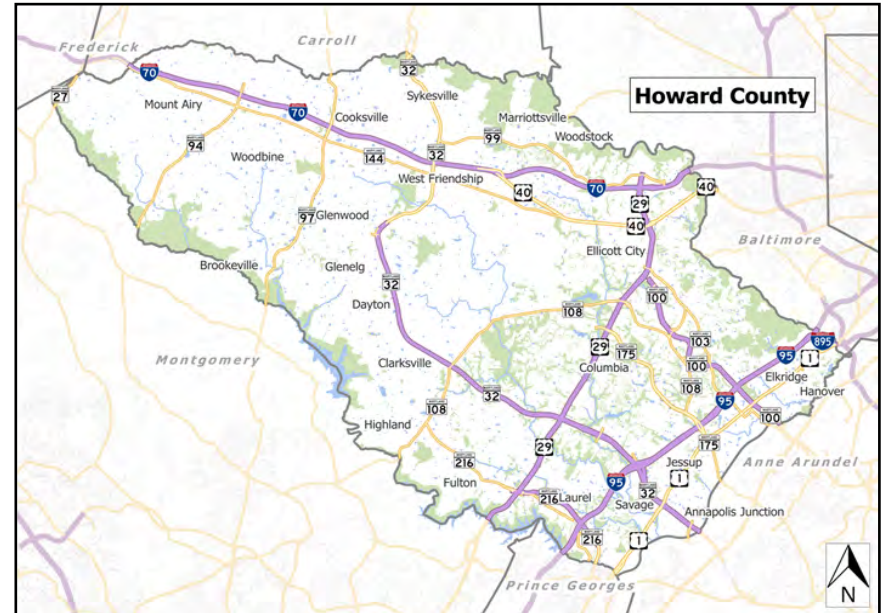
Project Schedule

- FY21 - Signal enhancement project deferred due to lack of funding.
 FY22 - Work noted in the Remarks section is scheduled to be completed in one year.

Operating Budget Impact

No Operating Impact

FY2022 Bonds - Annual Debt Service Payment	83,990
FY2022 Bonds - 20-Year Total Debt Service Payment	1,679,805
Total Project Bonds - Annual Debt Service Payment	1,656,898
Total Project Bonds - 20-Year Total Debt Service Payment	33,137,964



Fiscal 2022 Capital Budget

GENERAL COUNTY PROJECTS

Project: C0311-FY2007 PUBLIC SAFETY RADIO SYSTEM ENHANCEMENTS

(In Thousands)	Five Year Capital Program										Master Plan			
	Prior Appr.	FY2022 Budget	Appr. Total	Fiscal 2023	Fiscal 2024	Fiscal 2025	Fiscal 2026	Fiscal 2027	Sub Total	Fiscal 2028	Fiscal 2029	Fiscal 2030	Fiscal 2031	Total Project
PLANS & ENGINEERING	0	0	0	0	0	0	0	0	0	0	0	0	0	0
LAND ACQUISITION	0	0	0	0	0	0	0	0	0	0	0	0	0	0
CONSTRUCTION	31,500	0	31,500	0	0	0	0	0	0	0	0	0	0	31,500
ADMINISTRATION	0	0	0	0	0	0	0	0	0	0	0	0	0	0
EQUIPMENT & FURNISHINGS	0	1,100	1,100	0	0	0	0	0	0	0	0	0	0	1,100
Total Expenditures	31,500	1,100	32,600	0	0	0	0	0	0	0	0	0	0	32,600
BONDS	20,600	1,100	21,700	0	0	0	0	0	0	0	0	0	0	21,700
OTHER SOURCES	500	0	500	0	0	0	0	0	0	0	0	0	0	500
LEASE	10,400	0	10,400	0	0	0	0	0	0	0	0	0	0	10,400
Total Funding	31,500	1,100	32,600	0	0	0	0	0	0	0	0	0	0	32,600

\$31,433,256 spent and encumbered through February 2021

\$31,347,287 spent and encumbered through February 2020

Project Status FY21 – Radio replacement portion of this project is complete. The radio signal enhancement portion was deferred in FY21.

FY22 - Replacement of routers, servers, and software for 800 MHz radio system is expected to be funded and completed in FY22.

FY 2021 Budget	31,500	1,300	32,800	0	0	0	0	0	0	0	0	0		32,800
Difference 2021 / 2022	0	(200)	(200)	0	0	0	0	0	0	0	0	0	0	(200)

FY22 estimate (made in FY21) was \$1.3M.

FY22 actual estimate is \$1.1M due to the need to replace routers, servers and software for the radio system.

Project: C0312-FY2007 ENTERPRISE RESOURCE PLANNING SYSTEM

Description

The County currently is utilizing SAP ERP software solution as the system of Financial Accounting, Purchasing and Utility Water and Sewer billing.

Justification

The first three phases of SAP implementation, including Financial Accounting and Purchasing, Utility billing, and SAP Business Intelligence for Management for reporting and planning have been implemented by the County in prior fiscal years. The County continues to implement SAP functionalities to enhance the performance, efficiency and financial reporting internally. The new functionalities being implemented and planned to be implemented will require augmenting County resources with SAP consultants to provide quick resolution of issues and timely implementations. In parallel County's SAP team is constantly engaged in fixing and continuous process improvement activities that require enhancing, modifying, and developing functionalities to meet changing business and legal accounting needs.

Remarks

1. The County uses SAP as its ERP for Financial Accounting, Purchasing, Utility Water and Sewer Billing, and Fleet Management.
2. This also included funding for the County-wide Time and Attendance System, scheduled to go live for time and attendance system is November 23, 2020.
3. This project allows us to be able to upgrade, enhance, modify and develop the current and new functionalities in SAP as well the newer Fleet Management and Inventory.
4. A Human Capital System will be implemented in FY22 using existing funding in this project.
5. Planning for SAP upgrade to begin in FY22.

Project Schedule

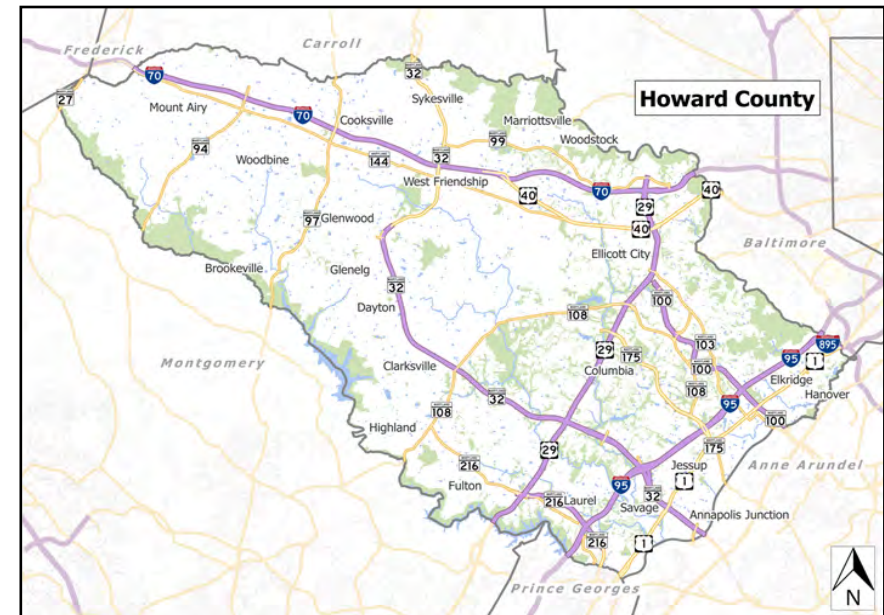
FY21 – Time and Attendance is scheduled to go live November 2020.

FY22 - Begin implementation of Human Capital System. Begin planning for upcoming SAP upgrade.

Operating Budget Impact

Time and Attendance will have no impact as the on-going costs have been added to the operating budget for future years.

FY2022 Bonds - Annual Debt Service Payment	0
FY2022 Bonds - 20-Year Total Debt Service Payment	0
Total Project Bonds - Annual Debt Service Payment	997,193
Total Project Bonds - 20-Year Total Debt Service Payment	19,943,862



Fiscal 2022 Capital Budget

GENERAL COUNTY PROJECTS

Project: C0312-FY2007 ENTERPRISE RESOURCE PLANNING SYSTEM

(In Thousands)	Five Year Capital Program									Master Plan				
	Prior Appr.	FY2022 Budget	Appr. Total	Fiscal 2023	Fiscal 2024	Fiscal 2025	Fiscal 2026	Fiscal 2027	Sub Total	Fiscal 2028	Fiscal 2029	Fiscal 2030	Fiscal 2031	Total Project
PLANS & ENGINEERING	6,900	0	6,900	0	0	0	0	0	0	0	0	0	0	6,900
LAND ACQUISITION	0	0	0	0	0	0	0	0	0	0	0	0	0	0
CONSTRUCTION	4,190	0	4,190	0	0	0	0	0	0	0	0	0	0	4,190
ADMINISTRATION	3,900	0	3,900	600	600	600	600	600	3,000	0	0	0	0	6,900
EQUIPMENT & FURNISHINGS	3,300	0	3,300	0	0	0	0	0	0	0	0	0	0	3,300
Total Expenditures	18,290	0	18,290	600	600	600	600	600	3,000	0	0	0	0	21,290
BONDS	10,060	0	10,060	600	600	600	600	600	3,000	0	0	0	0	13,060
UTILITY CASH	5,530	0	5,530	0	0	0	0	0	0	0	0	0	0	5,530
PAY AS YOU GO	2,700	0	2,700	0	0	0	0	0	0	0	0	0	0	2,700
Total Funding	18,290	0	18,290	600	600	600	600	600	3,000	0	0	0	0	21,290

\$15,544,680 spent and encumbered through February 2021

\$15,456,551 spent and encumbered through February 2020

Project Status FY21 - Time and Attendance is on target to go live in FY21.

FY22 -Begin work related to the Human Capital System and begin planning for SAP upgrade.

FY 2021 Budget	18,290	800	19,090	800	800	800	800	800	4,000	800	800	0		24,690
Difference 2021 / 2022	0	(800)	(800)	(200)	(200)	(200)	(200)	(200)	(1,000)	(800)	-800	0	0	(3,400)

Plan to use prior appropriation to keep project moving.

Project: C0313-FY2008 ENVIRONMENTAL COMPLIANCE CONSTRUCTION

Description

A project to support environmental compliance activities for County Facilities. Work may include the study, planning, design and construction of environmental protection and remediation measures.

Justification

Plans and improvements to comply with Federal|State regulations.

Remarks

Project Schedule

FY22 - Construction: Install stormwater treatment systems at Dayton and Mayfield vehicle maintenance shops. Remove USTs and ASTs and remediate contamination as necessary. Install wash pads at two park shops. Install canopies at three vehicle maintenance shop wash pads. Design canopies at three vehicle maintenance shop wash pads..

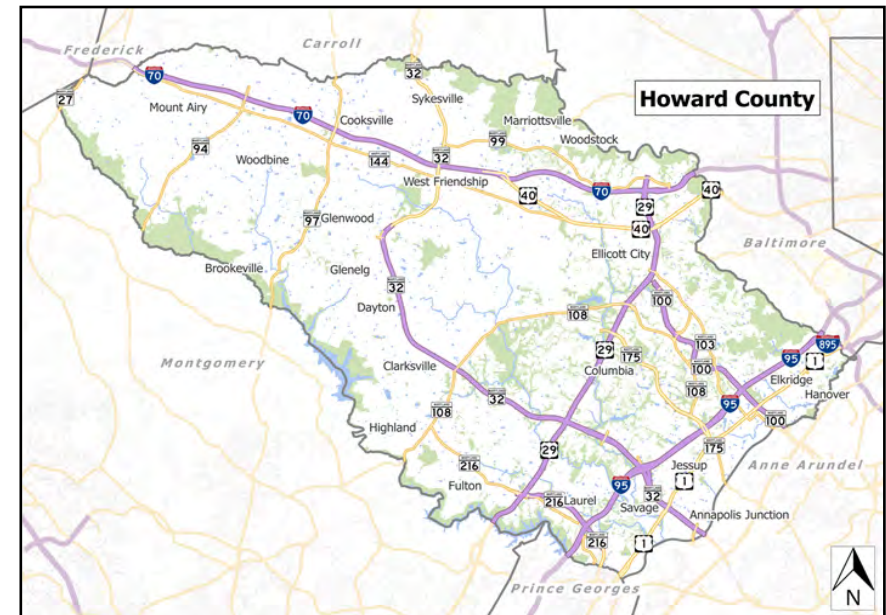
FY23-FY31 Design: Design remediation as necessary.

Construction: Remove USTs and ASTs and remediate contamination as necessary.

Operating Budget Impact

Vehicle wash pads require semi-annual service which costs \$10,000 per site, which is \$70,000 per year for the seven sites.

FY2022 Bonds - Annual Debt Service Payment	0
FY2022 Bonds - 20-Year Total Debt Service Payment	0
Total Project Bonds - Annual Debt Service Payment	1,099,050
Total Project Bonds - 20-Year Total Debt Service Payment	21,981,007



Fiscal 2022 Capital Budget

GENERAL COUNTY PROJECTS

Project: C0313-FY2008 ENVIRONMENTAL COMPLIANCE CONSTRUCTION

(In Thousands)	Five Year Capital Program									Master Plan				
	Prior Appr.	FY2022 Budget	Appr. Total	Fiscal 2023	Fiscal 2024	Fiscal 2025	Fiscal 2026	Fiscal 2027	Sub Total	Fiscal 2028	Fiscal 2029	Fiscal 2030	Fiscal 2031	Total Project
PLANS & ENGINEERING	2,529	0	2,529	15	15	15	15	15	75	15	15	15	15	2,664
CONSTRUCTION	10,272	0	10,272	150	150	150	150	150	750	150	150	150	150	11,622
ADMINISTRATION	263	0	263	5	5	5	5	5	25	5	5	5	5	308
EQUIPMENT & FURNISHINGS	0	0	0	0	0	0	0	0	0	0	0	0	0	0
Total Expenditures	13,064	0	13,064	170	170	170	170	170	850	170	170	170	170	14,594
BONDS	12,864	0	12,864	170	170	170	170	170	850	170	170	170	170	14,394
PAY AS YOU GO	200	0	200	0	0	0	0	0	0	0	0	0	0	200
Total Funding	13,064	0	13,064	170	170	170	170	170	850	170	170	170	170	14,594

\$11,224,865 spent and encumbered through February 2021

\$10,927,805 spent and encumbered through February 2020

Project Status Design: Completed Regulatory Compliance Guide, Prepared SPCC plans for all required facilities. Prepared and updated SWPPPs at required facilities. Conducted environmental compliance assessments of twelve facilities. Staff updated annually on SPCC plans, SWPPPs, and handling hazardous wastes. Prepared County-wide Hazard Communication Policy. GIS inventory and database ongoing. Set up hazardous waste collection program for Howard County sites. Monitored stormwater. Updated SPCC Plan and SWPPPs for all required facilities.

Construction: Design and installation of vehicle wash pads and rainwater harvesting systems at seven fire stations complete and four park shops ongoing. 24 USTs removed. Removal of leaking underground hydraulic lifts and contaminated soil completed at six sites. Oil|water separator replacement completed at 8 sites. Underground waste water storage tanks for truck wash pads and oil|water separators designed and installed at two sites. Truck wash pad and trench drain replacement complete at Alpha Ridge Maintenance Shop. Stormwater protection system installed at Cooksville fueling site.

FY 2021 Budget	13,064	170	13,234	170	170	170	170	170	850	170	170	170		14,594
Difference 2021 / 2022	0	(170)	(170)	0	0	0	0	0	0	0	0	0	170	0

Program costs are mandated by Federal and State regulations and include more current program cost estimates.

Project: C0315-FY2009 PUBLIC SAFETY SYSTEM ENHANCEMENTS

Description

This project will provide a variety of functionality enhancements for the County's existing Public Safety Systems. Enhancements will include replacing the paper-based Fire emergency medical reporting system, upgrading the 911 system to the latest technology, and enabling Police field reporting.

Justification

This project replaces the existing Public Safety System, which is made up of software supporting 911, Police and Fire records, Detention Center management and Police, Fire and Sheriff mobile data computers. The current system has been in use since 2001. The enhancements will provide electronic reporting for the Police and Fire Departments. The upgrade is needed to keep the existing systems up to speed with new technology advances.

Remarks

1. This is a systemic project to ensure the Public Safety hardware and applications are up to date and comply with all regulatory requirements. This includes, but is not limited to Police, Fire, and Sheriff mobile data computers, Public Safety records management systems, Jail Management System, and Computer Aided Dispatch.
2. The current request includes funds for a new Police Records Management, Field Based Reporting System and a Computer Aided Dispatch System. Next Gen 911 will be implemented. Critical switches will be replaced. Phase 2 of the Police Special Permit project will occur.
3. Under Funding Sources, 'OTHER' represents Pay as you go Fire Tax revenues.

Project Schedule

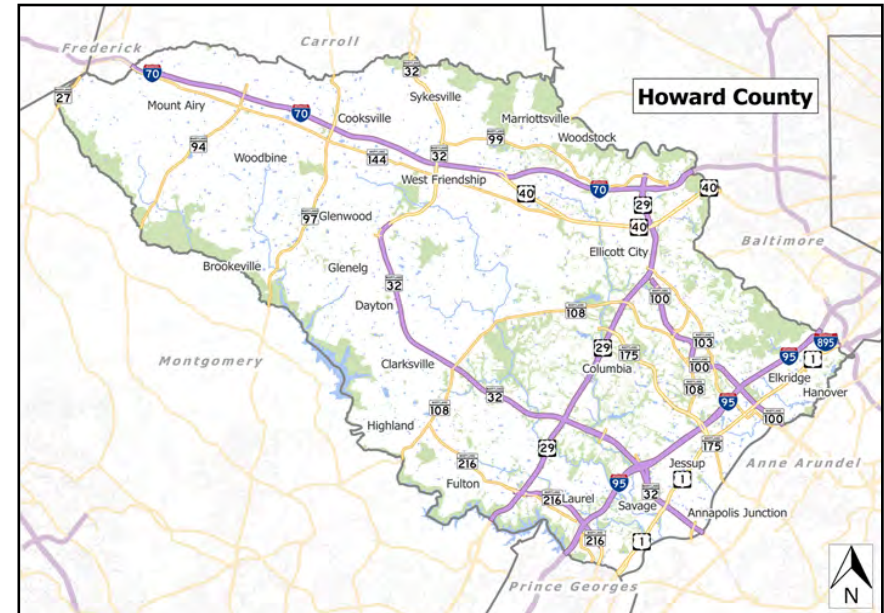
FY21 – We continue to focus on the implementation of a new Computer-Aided Dispatch System. Work is being completed on the new Police Records Management System and Next Gen 911. Mobile Data Computers will be refreshed per the schedule.

FY22 – We will continue to work on the implementation of a new Computer-Aided Dispatch System, as well as the related upgrades. Switches will be replaced and refreshed. Phase 2 of the Police Special Permits project will occur.

Operating Budget Impact

CAD & RMS will impact the operating budget once the systems go live. Year one (FY22) impact is expected to be higher than subsequent years.

FY2022 Bonds - Annual Debt Service Payment	50,929
FY2022 Bonds - 20-Year Total Debt Service Payment	1,018,572
Total Project Bonds - Annual Debt Service Payment	988,565
Total Project Bonds - 20-Year Total Debt Service Payment	19,771,301



Fiscal 2022 Capital Budget

GENERAL COUNTY PROJECTS

Project: C0315-FY2009 PUBLIC SAFETY SYSTEM ENHANCEMENTS

(In Thousands)	Five Year Capital Program										Master Plan			
	Prior Appr.	FY2022 Budget	Appr. Total	Fiscal 2023	Fiscal 2024	Fiscal 2025	Fiscal 2026	Fiscal 2027	Sub Total	Fiscal 2028	Fiscal 2029	Fiscal 2030	Fiscal 2031	Total Project
PLANS & ENGINEERING	350	0	350	0	0	0	0	0	0	0	0	0	0	350
LAND ACQUISITION	0	0	0	0	0	0	0	0	0	0	0	0	0	0
CONSTRUCTION	1,000	250	1,250	0	0	0	0	0	0	0	0	0	0	1,250
ADMINISTRATION	1,075	0	1,075	0	0	0	0	0	0	0	0	0	0	1,075
EQUIPMENT & FURNISHINGS	7,305	417	7,722	700	700	700	700	700	3,500	0	0	0	0	11,222
Total Expenditures	9,730	667	10,397	700	700	700	700	700	3,500	0	0	0	0	13,897
BONDS	8,780	667	9,447	700	700	700	700	700	3,500	0	0	0	0	12,947
OTHER SOURCES	950	0	950	0	0	0	0	0	0	0	0	0	0	950
Total Funding	9,730	667	10,397	700	700	700	700	700	3,500	0	0	0	0	13,897

\$8,533,371 spent and encumbered through February 2021

\$6,707,403 spent and encumbered through February 2020

Project Status FY20 – Began Police Records Management, field reporting, and Computer-Aided Dispatch upgrade, Text to 911 planning and implementation.

FY21 – Continued to work on the upgrade of the Police Records Management, field reporting, and Computer-Aided Dispatch systems.

FY22 – We will continue the Public Safety System upgrades. We will replace switches at Police Stations and the Department of Corrections that have come to end of life. Phase 2 of the Police Special Permits project will move forward.

FY 2021 Budget	9,730	1,000	10,730	1,000	1,000	1,000	1,000	1,000	5,000	1,000	1,000	0		17,730
Difference 2021 / 2022	0	(333)	(333)	(300)	(300)	(300)	(300)	(300)	(1,500)	(1,000)	-1,000	0	0	(3,833)

Reduction in the proposed amount compared to the prior year plan results from a change in the scope of work planned.

Project: C0317-FY2013 SYSTEMIC FACILITY IMPROVEMENTS

Description

A project to improve or upgrade the physical plant of public buildings, their equipment and systems, to replace plants and systems which have deteriorated beyond routine maintenance or provide for system management initiatives. The finish out and furnishing of space leased for various county operations is being performed under this project.

Justification

Building systems that exceeded their useful life, are inefficient or have deteriorated beyond maintenance standards. Upgrades, replacement or renovations are necessary to allow Facilities to maintain its' support function.

Remarks

1. Upgrade and improve building infrastructures to meet current facility standards and requirements; to meet changed, expanded and complex missions.
2. Construct, lease or existing office space for staff reconfiguration.
3. Renovations to Long Reach Village Center including Roving Radish and Head Start.

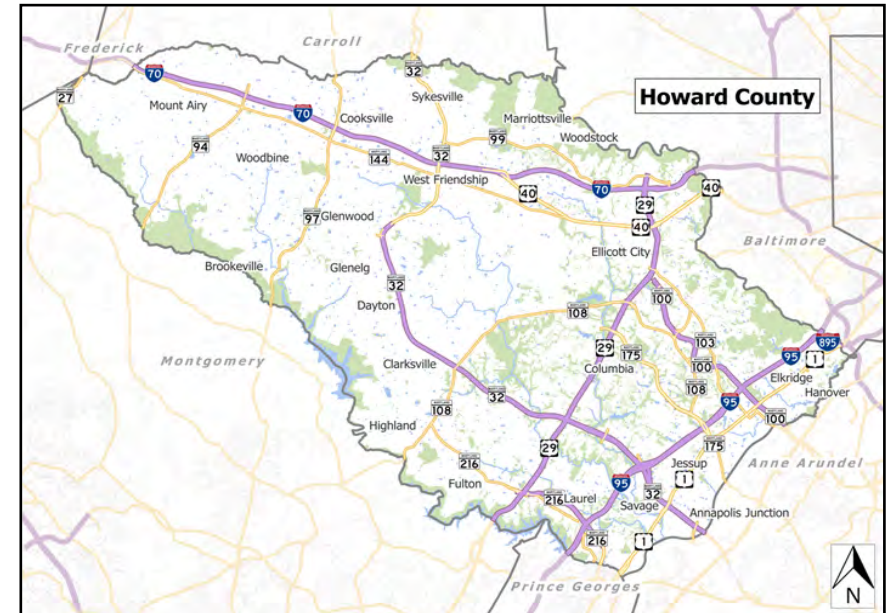
Project Schedule

FY22 - Project is in Financial close out process

Operating Budget Impact

Will provide future savings as a result of reduced maintenance and energy costs.

FY2022 Bonds - Annual Debt Service Payment	0
FY2022 Bonds - 20-Year Total Debt Service Payment	0
Total Project Bonds - Annual Debt Service Payment	5,393,471
Total Project Bonds - 20-Year Total Debt Service Payment	107,869,418



Fiscal 2022 Capital Budget

GENERAL COUNTY PROJECTS

Project: C0317-FY2013 SYSTEMIC FACILITY IMPROVEMENTS

(In Thousands)	Five Year Capital Program										Master Plan			
	Prior Appr.	FY2022 Budget	Appr. Total	Fiscal 2023	Fiscal 2024	Fiscal 2025	Fiscal 2026	Fiscal 2027	Sub Total	Fiscal 2028	Fiscal 2029	Fiscal 2030	Fiscal 2031	Total Project
PLANS & ENGINEERING	6,003	0	6,003	0	0	0	0	0	0	0	0	0	0	6,003
LAND ACQUISITION	0	0	0	0	0	0	0	0	0	0	0	0	0	0
CONSTRUCTION	60,771	0	60,771	0	0	0	0	0	0	0	0	0	0	60,771
ADMINISTRATION	1,300	0	1,300	0	0	0	0	0	0	0	0	0	0	1,300
EQUIPMENT & FURNISHINGS	20,627	0	20,627	0	0	0	0	0	0	0	0	0	0	20,627
Total Expenditures	88,701	0	88,701	0	0	0	0	0	0	0	0	0	0	88,701
BONDS	70,637	0	70,637	0	0	0	0	0	0	0	0	0	0	70,637
OTHER SOURCES	64	0	64	0	0	0	0	0	0	0	0	0	0	64
PAY AS YOU GO	3,000	0	3,000	0	0	0	0	0	0	0	0	0	0	3,000
LEASE	15,000	0	15,000	0	0	0	0	0	0	0	0	0	0	15,000
Total Funding	88,701	0	88,701	0	0	0	0	0	0	0	0	0	0	88,701

\$86,614,866 spent and encumbered through February 2021

\$78,769,321 spent and encumbered through February 2020

Project Status FY17 design and renovation of various County projects.

FY18 - Design and Construction - Leased space renovations for Dorsey staff, deferred maintenance, Howard Bldg. renovations, leased space renovations for Gateway staff, leased space renovations for CAC and Board of Elections, and unplanned renovations and relocations. Expenditures for new school maintenance site renovation until new FY18 capital project is effective.

FY19 - Design and Construction - deferred maintenance, leased space renovations for Dorsey staff, relocated Data Center from Dorsey Building, unplanned renovations and relocation, annual roof repairs. constructed Western Regional Park Sewage Treatment Plant.

FY20 - Design and Construction - deferred maintenance and unplanned renovations and relocation, leased space renovations for Police Administrative staff.

FY21 - Unplanned repairs, renovations and deferred maintenance including new roofs at Long Reach Village Center and East Columbia Library, Glenwood Community Center RTU replacement, and Long Reach Village Center Renovations.

FY 2021 Budget	88,701	4,700	93,401	4,700	4,700	3,600	3,640	8,700	25,340	3,640	3,640	3,640		129,661
Difference 2021 / 2022	0	(4,700)	(4,700)	(4,700)	(4,700)	(3,600)	(3,640)	(8,700)	(25,340)	(3,640)	-3,640	-3,640	0	(40,960)

Fiscal 2022 Capital Budget

GENERAL COUNTY PROJECTS

Project: C0319-FY2010 TAX INCREMENT FINANCING PROJECTS

Description

A project for funding of tax increment financing projects.

Justification

TIF Bonds of up to \$90 million have been authorized to enable construction of public improvements in the Crescent Special Tax Districts. The project also covers potential transit-oriented (TOD) public improvement needs, Special Tax Districts, County Executive approval and County Council approval.

Remarks

Downtown Columbia TIF Bonds project as planned per CB56-2016, which expires November 14, 2021.

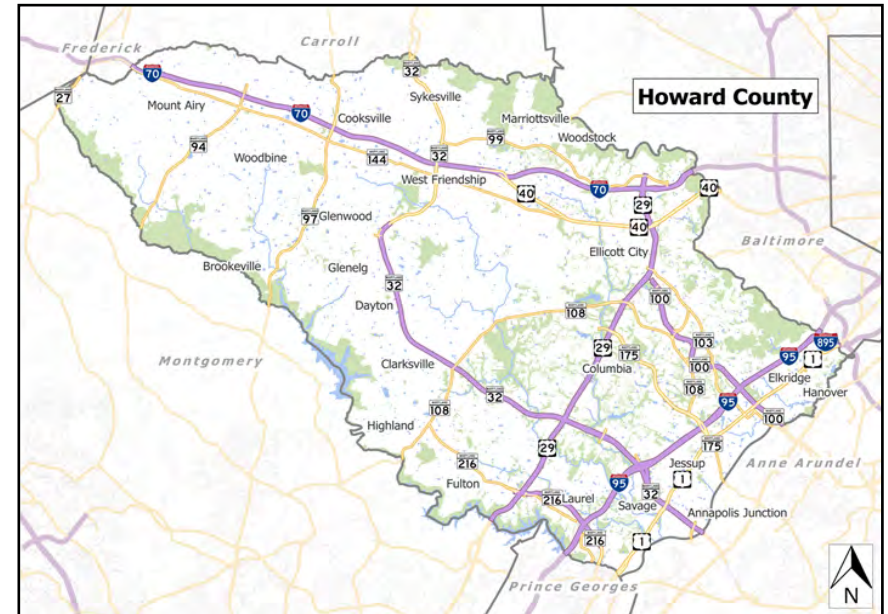
Project Schedule

Budget currently represents estimates of:
\$90,000,000 for Downtown Columbia TIF
FY22 - Potential future TIF project phases.

Operating Budget Impact

No Operating Impact

FY2022 Bonds - Annual Debt Service Payment	0
FY2022 Bonds - 20-Year Total Debt Service Payment	0
Total Project Bonds - Annual Debt Service Payment	0
Total Project Bonds - 20-Year Total Debt Service Payment	0



Fiscal 2022 Capital Budget

GENERAL COUNTY PROJECTS

Project: C0319-FY2010 TAX INCREMENT FINANCING PROJECTS

(In Thousands)	Five Year Capital Program									Master Plan				Total Project
	Prior Appr.	FY2022 Budget	Appr. Total	Fiscal 2023	Fiscal 2024	Fiscal 2025	Fiscal 2026	Fiscal 2027	Sub Total	Fiscal 2028	Fiscal 2029	Fiscal 2030	Fiscal 2031	
CONSTRUCTION	90,000	0	90,000	0	0	0	0	0	0	0	0	0	0	90,000
Total Expenditures	90,000	0	90,000	0	0	0	0	0	0	0	0	0	0	90,000
TIF BONDS	90,000	0	90,000	0	0	0	0	0	0	0	0	0	0	90,000
Total Funding	90,000	0	90,000	0	0	0	0	0	0	0	0	0	0	90,000

\$46,036,117 spent and encumbered through February 2021

\$40,958,840 spent and encumbered through February 2020

Project Status \$48,225,000 in special obligation bonds were issued for the Downtown Columbia TIF in October 2017.

FY 2021 Budget	90,000	0	90,000	0	0	0	0	0	0	0	0	0	90,000
Difference 2021 / 2022	0	0	0	0	0	0	0	0	0	0	0	0	0

Project: C0322-FY2012 CENTRAL FLEET SYSTEMIC IMPROVEMENTS and FUEL SYSTEM

Description

This is a project to fund improvements to the County's fuel storage, dispensing and monitoring systems, and to improve or upgrade the physical plant of Fleet Equipment.

Justification

These improvements to the County's fuel storage, dispensing and monitoring systems are needed to meet the Maryland Department of Environment (MDE) Code of Maryland Regulations (COMAR) 26.10.03.10A, including installing new above ground fuel storage systems to replace underground units, and technology upgrades to automate the collection and reporting of fuel data to increase the County's ability to manage fuel accountability.

Remarks

1. Upgrade, replace and improve fuel storage, dispensing and monitoring systems and fleet equipment infrastructures to meet current laws, regulations, standards and requirements; to meet changed, expanded and complex missions; to extend equipment life expectancy; to improve efficiency, effectiveness and life safety; and for environmental and safety corrections.
2. OTHER revenue represents central fleet funding.
3. Utility funding utilized revenue where applicable.

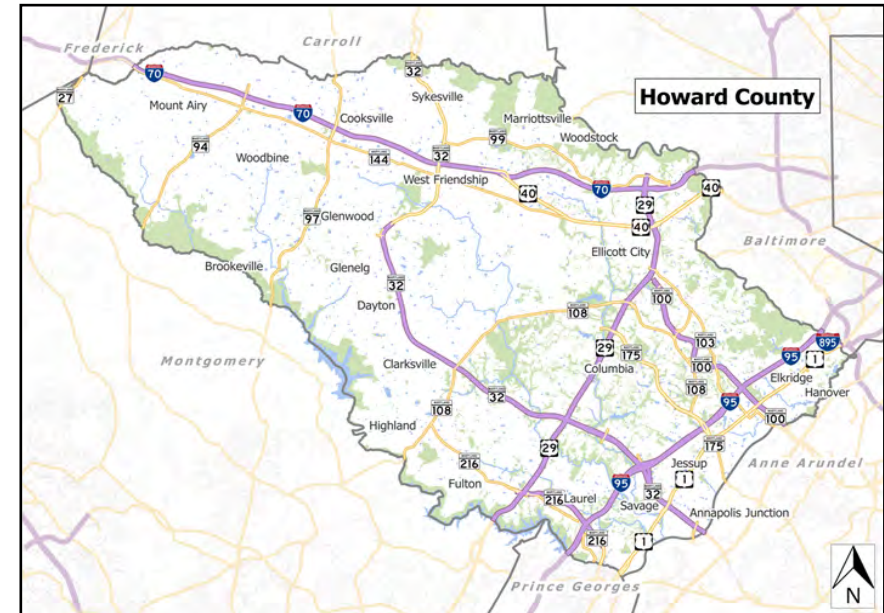
Project Schedule

- FY22 - Construct Dayton Shop fuel station.
- FY23 - Construct Banneker Fuel Island, design for Cooksville Shop & Bureau of Utilities Fuel Stations.
- FY24 - Construct Cooksville Shop Fuel Station.
- FY25 - Construct Bureau of Utilities Fuel Station
- FY27 - Project Close after construction of Guilford Road Fuel Station.

Operating Budget Impact

No Change

FY2022 Bonds - Annual Debt Service Payment	53,448
FY2022 Bonds - 20-Year Total Debt Service Payment	1,068,967
Total Project Bonds - Annual Debt Service Payment	770,496
Total Project Bonds - 20-Year Total Debt Service Payment	15,409,917



Explanation of Changes

Projects have been deferred due to budget constraints.

Fiscal 2022 Capital Budget

GENERAL COUNTY PROJECTS

Project: C0322-FY2012 CENTRAL FLEET SYSTEMIC IMPROVEMENTS and FUEL SYSTEM

(In Thousands)	Five Year Capital Program									Master Plan				
	Prior Appr.	FY2022 Budget	Appr. Total	Fiscal 2023	Fiscal 2024	Fiscal 2025	Fiscal 2026	Fiscal 2027	Sub Total	Fiscal 2028	Fiscal 2029	Fiscal 2030	Fiscal 2031	Total Project
PLANS & ENGINEERING	497	0	497	0	0	0	0	0	0	0	0	0	0	497
CONSTRUCTION	4,644	700	5,344	1,550	1,200	800	800	500	4,850	0	0	0	0	10,194
ADMINISTRATION	0	0	0	0	0	0	0	0	0	0	0	0	0	0
EQUIPMENT & FURNISHINGS	0	0	0	0	0	0	0	0	0	0	0	0	0	0
Total Expenditures	5,141	700	5,841	1,550	1,200	800	800	500	4,850	0	0	0	0	10,691
BONDS	4,421	700	5,121	760	1,200	800	800	500	4,060	0	0	0	0	9,181
METRO DISTRICT BOND	120	0	120	790	0	0	0	0	790	0	0	0	0	910
OTHER SOURCES	600	0	600	0	0	0	0	0	0	0	0	0	0	600
Total Funding	5,141	700	5,841	1,550	1,200	800	800	500	4,850	0	0	0	0	10,691

\$4,420,614 spent and encumbered through February 2021

\$4,173,062 spent and encumbered through February 2020

Project Status FY17 - Corridor Road and Safety Complex Fuel Stations are in design.

FY18-FY19 - Construction of Safety Complex Fuel Stations.

FY19 - Design Guilford Road Fuel Station.

FY20 - Construction of Scaggsville Fuel Station.

FY21 - Design fuel station for Fire Station 7, conceptual design Cooksville Shop

FY 2021 Budget	5,141	800	5,941	1,320	0	0	0	0	1,320	0	0	0		7,261
Difference 2021 / 2022	0	(100)	(100)	230	1,200	800	800	500	3,530	0	0	0	0	3,430

Out year budget reflects the addition of replacing the fuel tanks at Bureau of Utilities and Fire Station 7.

Fiscal 2022 Capital Budget

GENERAL COUNTY PROJECTS

Project: C0324-FY2012 GEODETIC NETWORK AUTOMATION

Description

A project to purchase survey global positioning system (GPS) and digital survey equipment. To allow the County to take full advantage of the federal and international network of 120 satellites. To maintain the existing County Geodetic Control Network for incident and small-scale mapping. To provide computer management, asset management and usage updates relating to GPS equipment and ever-changing technology in Survey data collection utilizing field captured photogrammetric data.

Justification

Existing County GPS receiving equipment is over 20 years old and cannot utilize the full GPS network of 120 satellites. This equipment is used to maintain the Howard County Geodetic Network of 1,200 monuments. This network loses 20% of its monumentation each year and this equipment is used to replace that loss. The equipment and this network are used in every water, sewer, storm drain, park, building, site related capital project County wide and mapping for any general or homeland defense incidents. The network is used by FEMA in the determination of flood insurance credits for residence by Howard County. The Federal Government is changing the definition of the geodetic network in 2022.

Remarks

1. The County presently must maintain 1,200 Geodetic Control Network Monuments (Horizontal and Vertical). 20% must be re-established each year.
2. To purchase equipment to allow the Department of Public Works to be able to have incident and small-scale mapping capabilities.
3. Upgrade computers to be used with the national re-adjustment of the North American datum in 2022 (postponed by NGS to 2024 or 2025).
4. The Geodetic Network is used by private firms to adhere to developmental policy.
5. The Survey division of DPW is receiving ever increasing requests from other supporting County divisions and Agencies for its use and services utilizing Unmanned Aircraft System (UAS) and LDAR Scanning capabilities.

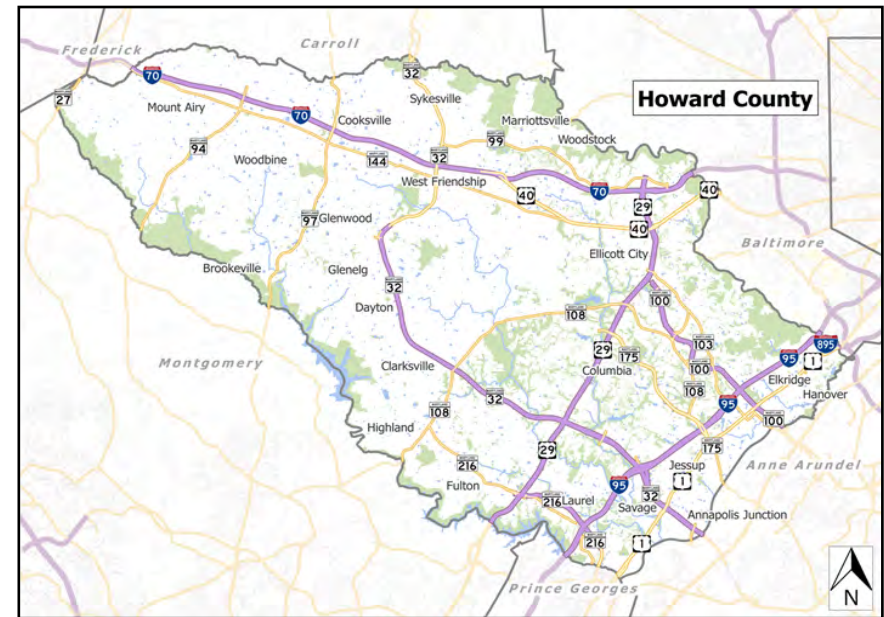
Project Schedule

- FY22 - Purchase additional Unmanned Aircraft System (UAS) and stand alone Survey scanner. Upgrade associated field use tablets and software.
- FY23 - Replace existing County conventional Survey robotic Total Station and Leveling survey equipment and associated field and office software.
- FY24 - Replace existing County GPS field equipment and associated field and office software for compatibility with Federal rollout of National datum changes.

Operating Budget Impact

No impact for five (5) years as maintenance, software and training updates provided under initial purchase.

FY2022 Bonds - Annual Debt Service Payment	0
FY2022 Bonds - 20-Year Total Debt Service Payment	0
Total Project Bonds - Annual Debt Service Payment	17,180
Total Project Bonds - 20-Year Total Debt Service Payment	343,596



Fiscal 2022 Capital Budget

GENERAL COUNTY PROJECTS

Project: C0324-FY2012 GEODETIC NETWORK AUTOMATION

(In Thousands)	Five Year Capital Program										Master Plan			
	Prior Appr.	FY2022 Budget	Appr. Total	Fiscal 2023	Fiscal 2024	Fiscal 2025	Fiscal 2026	Fiscal 2027	Sub Total	Fiscal 2028	Fiscal 2029	Fiscal 2030	Fiscal 2031	Total Project
CONSTRUCTION	0	0	0	0	0	0	0	0	0	0	0	0	0	0
ADMINISTRATION	65	0	65	25	0	0	0	0	25	0	0	0	0	90
EQUIPMENT & FURNISHINGS	390	0	390	60	0	0	0	0	60	0	0	0	0	450
Total Expenditures	455	0	455	85	0	0	0	0	85	0	0	0	0	540
BONDS	165	0	165	60	0	0	0	0	60	0	0	0	0	225
PAY AS YOU GO	290	0	290	25	0	0	0	0	25	0	0	0	0	315
Total Funding	455	0	455	85	0	0	0	0	85	0	0	0	0	540

\$299,491 spent and encumbered through February 2021

\$249,857 spent and encumbered through February 2020

Project Status FY15 - Purchased HDS scanner, software and updates.

FY16 - Purchased UAV equipment, software and updates and HDS scanner, software and updates.

FY18 - Purchased BLK360 scanner.

FY19 - Purchased mapping and point cloud software.

FY20 - Purchased fixed height tripods for GPS networking, networking software for Windows 10 upgrade, and additional high memory computer.

FY21 - Purchase two high capacity computers or laptops for the processing and handling of point cloud generated data collection. Purchase replacement invar leveling rod for use with existing digital level to establish precise elevations on published County benchmarks.

FY 2021 Budget	455	85	540	0	0	0	0	0	0	0	0	0		540
Difference 2021 / 2022	0	(85)	(85)	85	0	0	0	0	85	0	0	0	0	0

Prior budget request amended to meet revised estimated project cost.

Project: C0329-FY2012 ENERGY MANAGEMENT/IMPROVEMENTS

Description

A project to develop a 5-10 year business plan for energy performance optimization. This project allows the County to inventory and assess its facilities for the feasibility of energy improvements, fund energy improvements, and provide cost-share for related grants and incentives.

Justification

This project supports the County's commitment to energy savings, environmental performance, and reducing greenhouse gas emissions. It will provide data analysis needed to identify and prioritize energy savings and renewable energy projects. It will allow the County to effectively pursue and meet cost-share requirements for external funding sources such as grants, rebates, and demand response payments. It will also support scheduled infrastructure replacement to minimize future energy costs.

Remarks

1. Funding will provide direction for decision making on energy use for County operations.
2. Projects will be identified, prioritized, and tracked through establishment and maintenance of a Utility Bill Management system.
3. Save energy by installing low-cost energy efficiency improvements in facilities.
4. Reduce consumption of non-renewable energy and reduce greenhouse gas emissions by installing solar panels at existing facilities.
5. Reduce peak energy load and greenhouse gas emissions by upgrading existing generators to meet emissions requirements.
6. Additional funds are requested to identify the most feasible and cost-effective options for installing solar panels at County facilities, to design solar energy systems to secure grant funds, and to design and construct additional project scope.

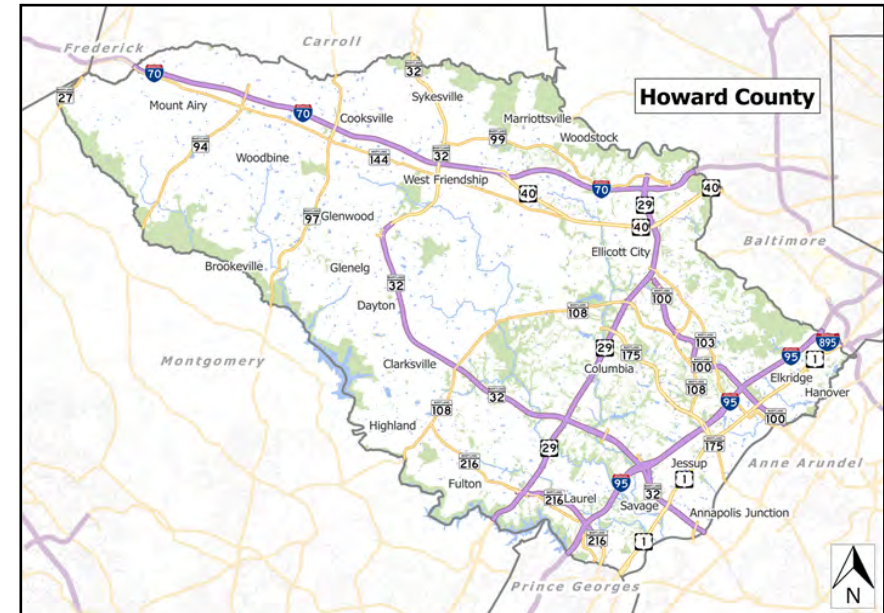
Project Schedule

- FY22 – Continue retro-commissioning. EV charging stations for fleet vehicles.
- FY23 – Continue retro-commissioning.

Operating Budget Impact

Various projects which will be cost neutral or reduce energy costs.

FY2022 Bonds - Annual Debt Service Payment	22,906
FY2022 Bonds - 20-Year Total Debt Service Payment	458,129
Total Project Bonds - Annual Debt Service Payment	133,621
Total Project Bonds - 20-Year Total Debt Service Payment	2,672,416



Fiscal 2022 Capital Budget

GENERAL COUNTY PROJECTS

Project: C0329-FY2012 ENERGY MANAGEMENT/IMPROVEMENTS

(In Thousands)	Five Year Capital Program									Master Plan				
	Prior Appr.	FY2022 Budget	Appr. Total	Fiscal 2023	Fiscal 2024	Fiscal 2025	Fiscal 2026	Fiscal 2027	Sub Total	Fiscal 2028	Fiscal 2029	Fiscal 2030	Fiscal 2031	Total Project
PLANS & ENGINEERING	425	0	425	0	0	0	0	0	0	0	0	0	0	425
CONSTRUCTION	650	300	950	500	0	0	200	400	1,100	0	0	0	0	2,050
ADMINISTRATION	0	0	0	0	0	0	0	0	0	0	0	0	0	0
Total Expenditures	1,075	300	1,375	500	0	0	200	400	1,100	0	0	0	0	2,475
BONDS	350	300	650	500	0	0	200	400	1,100	0	0	0	0	1,750
GRANTS	75	0	75	0	0	0	0	0	0	0	0	0	0	75
PAY AS YOU GO	650	0	650	0	0	0	0	0	0	0	0	0	0	650
Total Funding	1,075	300	1,375	500	0	0	200	400	1,100	0	0	0	0	2,475

\$970,430 spent and encumbered through February 2021

\$487,520 spent and encumbered through February 2020

Project Status FY19 - Establish a Utility Bill Management system. Extend Building Automation System (BAS) to additional facilities.

FY20 – Study feasibility of solar panels at County facilities. Competitive bid for Phase 1 solar panels. Apply for MEA Grants to improve building energy efficiency and add solar panels at existing facilities.

FY21 - Solar PPA selected sites being determined; retro-commissioning at numerous sites completed.

FY 2021 Budget	1,075	750	1,825	400	400	0	0	0	800	0	0	0		2,625
Difference 2021 / 2022	0	(450)	(450)	100	(400)	0	200	400	300	0	0	0	0	(150)

Fiscal 2022 Capital Budget

GENERAL COUNTY PROJECTS

Project: C0332-FY2014 BUS STOP IMPROVEMENTS

Description

A project to implement a series of systemic improvements to the Regional Transportation Agency (RTA) bus stops. These improvements may include the installation and refurbishment of bus shelters, concrete pads, bus stop signs, connecting sidewalks, curb cuts (consistent with ADA requirements), crosswalks, route map holders, trashcans and other improvements. The Office of Transportation, in conjunction with the Departments of Planning and Zoning and Public Works, will determine the location and extent of these improvements.

Justification

The Central Maryland Transit Development Plan and a field survey of the RTA bus stops for the Pedestrian Master Plan indicates that these improvements are needed for passenger access, safety, and comfort as well as to conform with ADA guidelines. The proposed improvements also seek to increase ridership on the local system by making stops more accessible and convenient.

Remarks

1. Installation of these improvements will comply with the Americans with Disabilities Act (ADA) regulations.
2. Utilizing state capital improvement grant funds for this project through FY 2022.

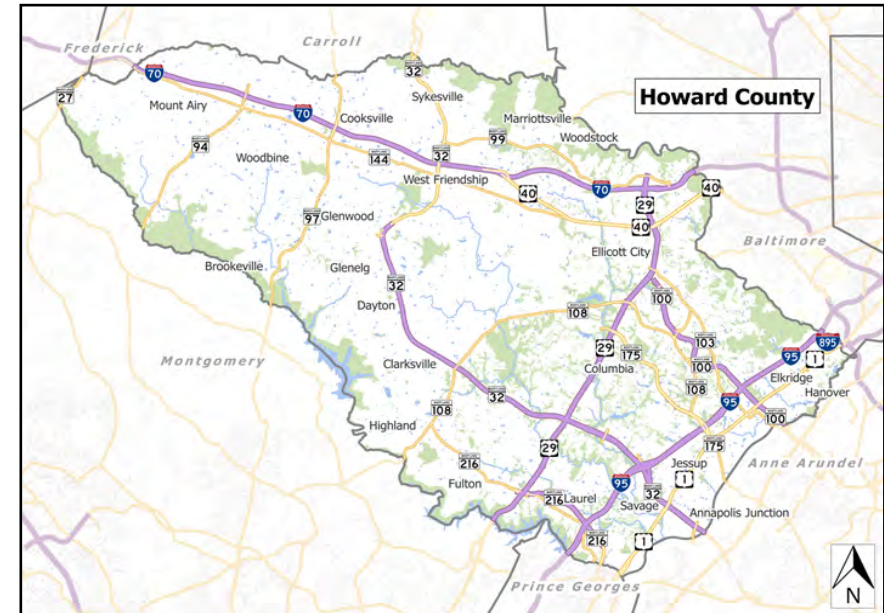
Project Schedule

Ongoing program - Construction and Rehabilitation of bus stops/shelters.

Operating Budget Impact

None

FY2022 Bonds - Annual Debt Service Payment	0
FY2022 Bonds - 20-Year Total Debt Service Payment	0
Total Project Bonds - Annual Debt Service Payment	18,325
Total Project Bonds - 20-Year Total Debt Service Payment	366,503



Explanation of Changes

Reduction in PAYGO due to Statewide Transit innovative Grant (STIG).

Fiscal 2022 Capital Budget

GENERAL COUNTY PROJECTS

Project: C0332-FY2014 BUS STOP IMPROVEMENTS

(In Thousands)	Five Year Capital Program										Master Plan			
	Prior Appr.	FY2022 Budget	Appr. Total	Fiscal 2023	Fiscal 2024	Fiscal 2025	Fiscal 2026	Fiscal 2027	Sub Total	Fiscal 2028	Fiscal 2029	Fiscal 2030	Fiscal 2031	Total Project
PLANS & ENGINEERING	105	0	105	0	0	0	0	0	0	0	0	0	0	105
LAND ACQUISITION	85	0	85	0	0	0	0	0	0	0	0	0	0	85
CONSTRUCTION	1,320	0	1,320	75	75	50	50	0	250	0	0	0	0	1,570
ADMINISTRATION	0	0	0	0	0	0	0	0	0	0	0	0	0	0
Total Expenditures	1,510	0	1,510	75	75	50	50	0	250	0	0	0	0	1,760
BONDS	240	0	240	0	0	0	0	0	0	0	0	0	0	240
GRANTS	450	0	450	0	0	0	0	0	0	0	0	0	0	450
PAY AS YOU GO	820	0	820	75	75	50	50	0	250	0	0	0	0	1,070
Total Funding	1,510	0	1,510	75	75	50	50	0	250	0	0	0	0	1,760

\$993,505 spent and encumbered through February 2021

\$821,754 spent and encumbered through February 2020

Project Status Identification of locations and construction of bus stop improvements. Construction and Rehabilitation of bus stops. Approximately 25-30 projects under design & construction FY 2021 and FY 2022. Improvements will add 14 shelters, 26 ADA pads, 5-10 sidewalk connections in addition to digital message boards at the Columbia mall transit hub.

FY 2021 Budget	1,510	50	1,560	50	50	50	50	0	200	0	0	0		1,760
Difference 2021 / 2022	0	(50)	(50)	25	25	0	0	0	50	0	0	0	0	0

Received grant budget for Statewide Transit Innovative Grant (STIG) as part of state capital improvement projects.

Project: C0333-FY2015 DETENTION CENTER RENOVATIONS

Description

The Department of Corrections currently is facing severe challenges and regulatory mandates that must be resolved through various renovations until a new facility can be constructed. Given the extent of renovations with continued maintenance the building life can be extended 20 years.

Justification

1. The building is being improved methodically to be functional and meet national standards and codes. The Center's existing Control Center components and locking systems are antiquated relative to today's security requirements and are falling apart.
2. Additionally, the existing Administrative area does not provide adequate space for the Center.

Remarks

The facility has a critical need to update its infrastructure, including building systems, building envelope, and to meet current construction and correctional facility codes. Some improvements were a result of unanticipated repairs and upgrades completed by the Facilities Operation & Maintenance Division.

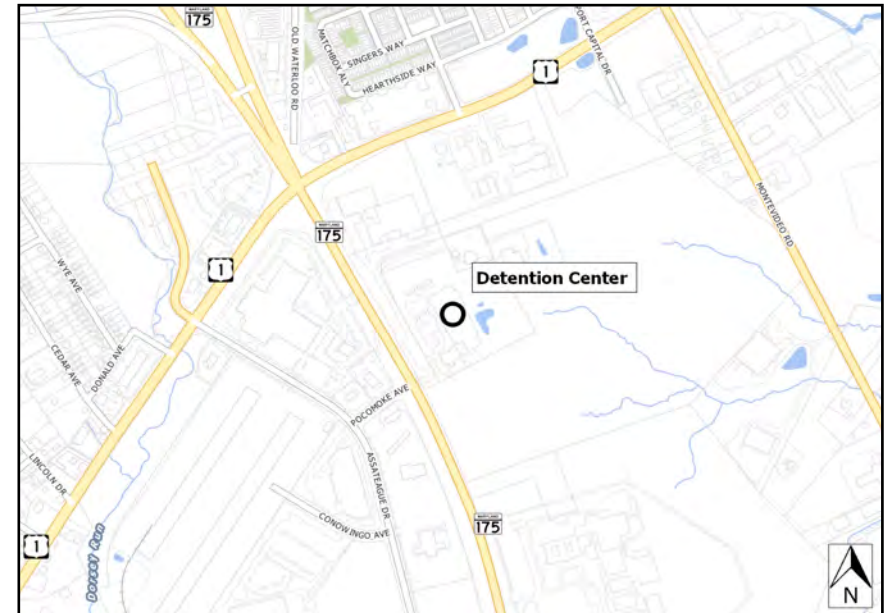
Project Schedule

- FY22 - Sprinkler system upgrades and renovation of Intake & Commitment.
- FY23 - Window replacement phase 2

Operating Budget Impact

Bureau of Facilities sees no additional impact in FY22.

FY2022 Bonds - Annual Debt Service Payment	76,355
FY2022 Bonds - 20-Year Total Debt Service Payment	1,527,095
Total Project Bonds - Annual Debt Service Payment	1,608,871
Total Project Bonds - 20-Year Total Debt Service Payment	32,177,421



Fiscal 2022 Capital Budget

GENERAL COUNTY PROJECTS

Project: C0333-FY2015 DETENTION CENTER RENOVATIONS

(In Thousands)	Five Year Capital Program									Master Plan				
	Prior Appr.	FY2022 Budget	Appr. Total	Fiscal 2023	Fiscal 2024	Fiscal 2025	Fiscal 2026	Fiscal 2027	Sub Total	Fiscal 2028	Fiscal 2029	Fiscal 2030	Fiscal 2031	Total Project
PLANS & ENGINEERING	1,441	30	1,471	100	0	0	0	0	100	0	0	0	0	1,571
LAND ACQUISITION	0	0	0	0	0	0	0	0	0	0	0	0	0	0
CONSTRUCTION	10,536	1,800	12,336	3,630	850	850	850	1,020	7,200	0	0	0	0	19,536
ADMINISTRATION	20	20	40	20	0	0	0	0	20	0	0	0	0	60
EQUIPMENT & FURNISHINGS	754	150	904	0	0	0	0	0	0	0	0	0	0	904
Total Expenditures	12,751	2,000	14,751	3,750	850	850	850	1,020	7,320	0	0	0	0	22,071
BONDS	12,751	1,000	13,751	3,750	850	850	850	1,020	7,320	0	0	0	0	21,071
PAY AS YOU GO	0	1,000	1,000	0	0	0	0	0	0	0	0	0	0	1,000
Total Funding	12,751	2,000	14,751	3,750	850	850	850	1,020	7,320	0	0	0	0	22,071

\$12,225,696 spent and encumbered through February 2021

\$6,838,378 spent and encumbered through February 2020

Project Status Schematic design of new Detention Center and work release on hold. Design and construction of repairs and improvements continues as required at existing facility to maintain operations.

FY21 - CCTV upgrades, door control upgrades, medical suite upgrades, roof replacement and Phase 1 window replacement.

FY 2021 Budget	12,751	1,500	14,251	500	500	500	500	1,020	3,020	0	0	0		17,271
Difference 2021 / 2022	0	500	500	3,250	350	350	350	0	4,300	0	0	0	0	4,800

Project cost increase reflects construction cost escalation.

Fiscal 2022 Capital Budget

GENERAL COUNTY PROJECTS

Project: C0334-FY2014 EMERGENCY ALTERNATIVE POWER

Description

Relative to County facilities, implement a program to ensure continuity of operations in County facilities for purposes relative to essential functions during various emergency scenarios and make the necessary hardware modifications. Project changes may be undertaken based on lessons learned in actual or exercise scenarios.

Justification

Analyses of the County's ability to continue essential functions and deliver needed emergency services during major weather events has indicated the need for more emergency generation and/or emergency power generation connection capabilities for County facilities.

Remarks

1. GRANT represents FEMA mitigation grant awarded July 2015 and Federal and/or State funding sought to maximize County funding.
2. Construction will be phased.

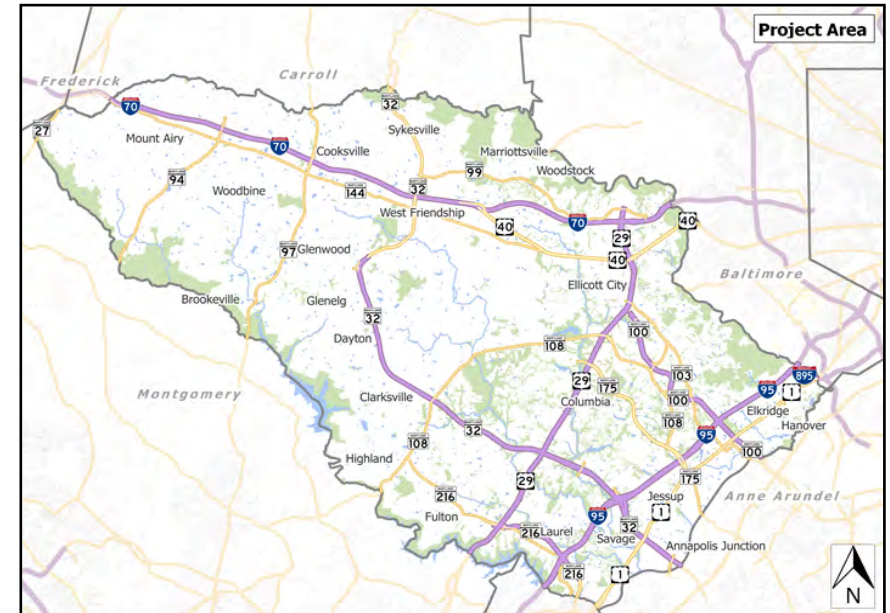
Project Schedule

FY22 - Project closeout. Generator additions, replacements and upgrades will be funded as Systemic Facility Improvements (C0365).

Operating Budget Impact

No Operating Impact

FY2022 Bonds - Annual Debt Service Payment	0
FY2022 Bonds - 20-Year Total Debt Service Payment	0
Total Project Bonds - Annual Debt Service Payment	76,355
Total Project Bonds - 20-Year Total Debt Service Payment	1,527,095



Fiscal 2022 Capital Budget

GENERAL COUNTY PROJECTS

Project: C0334-FY2014 EMERGENCY ALTERNATIVE POWER

(In Thousands)	Five Year Capital Program										Master Plan			
	Prior Appr.	FY2022 Budget	Appr. Total	Fiscal 2023	Fiscal 2024	Fiscal 2025	Fiscal 2026	Fiscal 2027	Sub Total	Fiscal 2028	Fiscal 2029	Fiscal 2030	Fiscal 2031	Total Project
PLANS & ENGINEERING	300	0	300	0	0	0	0	0	0	0	0	0	0	300
CONSTRUCTION	1,000	0	1,000	0	0	0	0	0	0	0	0	0	0	1,000
ADMINISTRATION	0	0	0	0	0	0	0	0	0	0	0	0	0	0
EQUIPMENT & FURNISHINGS	0	0	0	0	0	0	0	0	0	0	0	0	0	0
Total Expenditures	1,300	0	1,300	0	0	0	0	0	0	0	0	0	0	1,300
BONDS	1,000	0	1,000	0	0	0	0	0	0	0	0	0	0	1,000
GRANTS	300	0	300	0	0	0	0	0	0	0	0	0	0	300
Total Funding	1,300	0	1,300	0	0	0	0	0	0	0	0	0	0	1,300

\$1,128,955 spent and encumbered through February 2021

\$1,128,955 spent and encumbered through February 2020

Project Status Installations complete at Bureau of Utilities, Animal Control, and Station 5. Design complete for Ridge Road. FY20 request is to fund Ridge Road installation. This is a design and build project.

FY 2021 Budget	1,300	0	1,300	0	0	0	0	550	550	0	0	0		1,850
Difference 2021 / 2022	0	0	0	0	0	0	0	(550)	(550)	0	0	0	0	(550)

Project: C0335-FY2014 COMMUNITY RESOURCES and SERVICES FACILITY/PROGRAM ENHANCEMENTS

Description

A project to renovate and expand the facilities for the Department of Community Resources and Services (DCRS). This is to include 50+ Centers, sites and space needs for other departmental programming.

Justification

As determined by the 2015 Master Plan, the existing 50+ Facilities are not adequate to support the tremendously increasing demand for such services and facilities, nor are the existing facilities necessarily located to effectively service all the expanding aging population.

Remarks

1. The Master Plan was completed in 2015. In FY19 the current East Columbia location was selected for a new 50+ Center.
2. Funds were requested in FY20 for repairs and improvements to the Bain Center, the most actively used 50+ center in the County. Requested improvements include modifications to increase program space, upgrades to building HVAC and electrical, installation of perimeter lighting and other interior improvements. In FY21 funds were also requested to begin construction of the East Columbia 50+ Center but construction was postponed because necessary funds were not approved. This building will aim to achieve LEED Gold certification with emphasis on energy efficiency, incorporating solar panels and innovative storm water management.
3. Funds are being requested in FY22 to be added to the FY21 funds for the estimated construction cost of the East Columbia 50+ Center, including escalation.
4. Funds will be requested in FY23 for the renovation of the existing East Columbia 50+ Center located in the East Columbia Library.

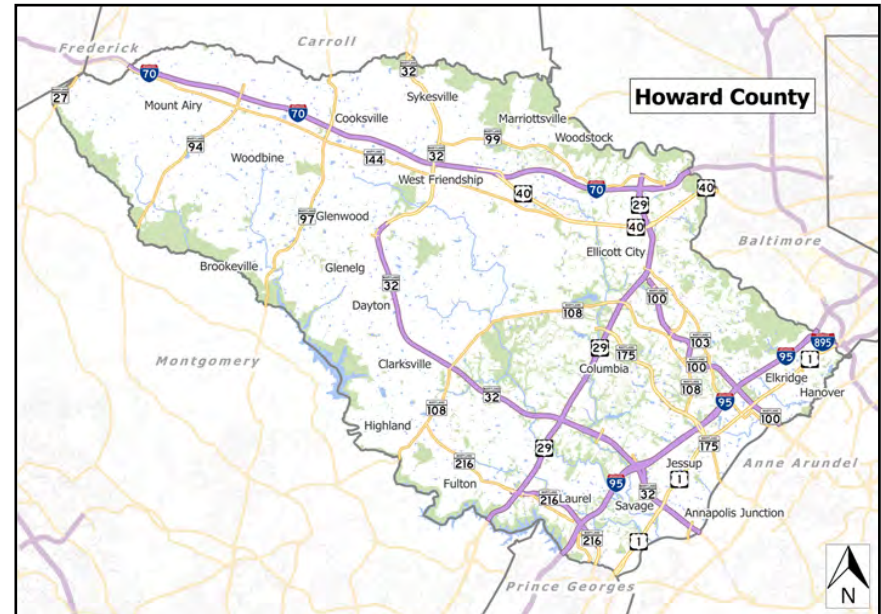
Project Schedule

East Columbia Center:
 FY22 - Construction.
 FY23 - FF&E and existing space renovation.

Operating Budget Impact

Bureau of Facilities O&M impact beginning in FY23: \$260,00 per year.

FY2022 Bonds - Annual Debt Service Payment	0
FY2022 Bonds - 20-Year Total Debt Service Payment	0
Total Project Bonds - Annual Debt Service Payment	1,381,258
Total Project Bonds - 20-Year Total Debt Service Payment	27,625,151



Fiscal 2022 Capital Budget

GENERAL COUNTY PROJECTS

Project: C0335-FY2014 COMMUNITY RESOURCES and SERVICES FACILITY/PROGRAM ENHANCEMENTS

(In Thousands)	Five Year Capital Program										Master Plan			
	Prior Appr.	FY2022 Budget	Appr. Total	Fiscal 2023	Fiscal 2024	Fiscal 2025	Fiscal 2026	Fiscal 2027	Sub Total	Fiscal 2028	Fiscal 2029	Fiscal 2030	Fiscal 2031	Total Project
PLANS & ENGINEERING	2,350	110	2,460	0	0	0	0	0	0	0	0	0	0	2,460
CONSTRUCTION	13,400	6,350	19,750	1,280	0	0	0	0	1,280	0	0	0	0	21,030
ADMINISTRATION	0	45	45	10	0	0	0	0	10	0	0	0	0	55
EQUIPMENT & FURNISHINGS	150	0	150	950	0	0	0	0	950	0	0	0	0	1,100
Total Expenditures	15,900	6,505	22,405	2,240	0	0	0	0	2,240	0	0	0	0	24,645
BONDS	15,850	0	15,850	2,240	0	0	0	0	2,240	0	0	0	0	18,090
GRANTS	0	1,000	1,000	0	0	0	0	0	0	0	0	0	0	1,000
PAY AS YOU GO	50	5,505	5,555	0	0	0	0	0	0	0	0	0	0	5,555
Total Funding	15,900	6,505	22,405	2,240	0	0	0	0	2,240	0	0	0	0	24,645

\$5,491,017 spent and encumbered through February 2021

\$4,843,341 spent and encumbered through February 2020

Project Status FY20 - Bain 50+ - Construction; East Columbia 50+ - Completed design of new 50+ Center and began construction.

FY21 Bain 50+ Center - Construction completed; East Columbia 50+ Center - 95% design completed, site permit in process.

FY 2021 Budget	15,900	5,080	20,980	0	0	0	0	0	0	0	0	0		20,980
Difference 2021 / 2022	0	1,425	1,425	2,240	0	0	0	0	2,240	0	0	0	0	3,665

The request for additional funds is due to construction cost escalation in the region, additional site construction requirements and increasing the LEED Certification goal from Silver to Gold.

Fiscal 2022 Capital Budget

GENERAL COUNTY PROJECTS

Project: C0336-FY2014 LANDFILL RESOURCE MANAGEMENT

Description

A project for the design and construction of resource improvements at the Alpha Ridge Landfill and Resident's Recycling and Demonstration Center. The project will include implementing improvements to existing facilities within the landfill and Recycling Center using renewable and sustainable technologies; seek improvements at the Recycling Center in handling material recovery and reuse; and address storm water quality and watershed improvements in accordance with the latest National Pollutant Discharge Elimination System (NPDES) Industrial permit requirements.

Justification

The project will aide in meeting the NPDES and Municipal Separate Storm Sewer System (MS4) requirements at Alpha Ridge Landfill, reduce operating costs, and increase public awareness of improved storm water quality techniques and renewable|sustainable technologies.

Remarks

Projects directly related to municipal solid waste activities are funded under C-0299.

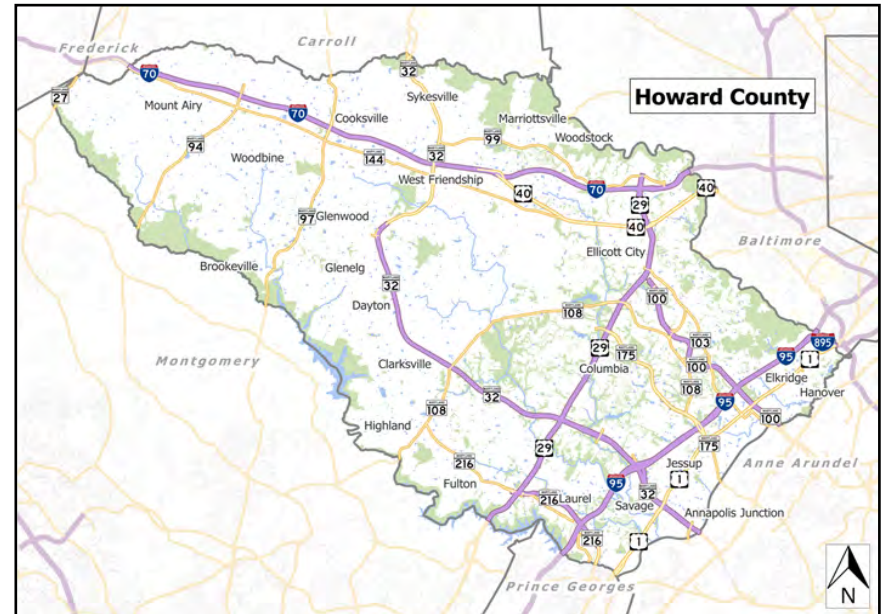
Project Schedule

FY22 - Transfer Station recoverable recyclables study.

Operating Budget Impact

No Operating Impact

FY2022 Bonds - Annual Debt Service Payment	0
FY2022 Bonds - 20-Year Total Debt Service Payment	0
Total Project Bonds - Annual Debt Service Payment	30,542
Total Project Bonds - 20-Year Total Debt Service Payment	610,838



Fiscal 2022 Capital Budget

GENERAL COUNTY PROJECTS

Project: C0336-FY2014 LANDFILL RESOURCE MANAGEMENT

(In Thousands)	Five Year Capital Program										Master Plan			
	Prior Appr.	FY2022 Budget	Appr. Total	Fiscal 2023	Fiscal 2024	Fiscal 2025	Fiscal 2026	Fiscal 2027	Sub Total	Fiscal 2028	Fiscal 2029	Fiscal 2030	Fiscal 2031	Total Project
PLANS & ENGINEERING	250	0	250	0	0	0	0	0	0	0	0	0	0	250
CONSTRUCTION	250	0	250	0	0	0	0	0	0	0	0	0	0	250
Total Expenditures	500	0	500	0	0	0	0	0	0	0	0	0	0	500
BONDS	400	0	400	0	0	0	0	0	0	0	0	0	0	400
PAY AS YOU GO	100	0	100	0	0	0	0	0	0	0	0	0	0	100
Total Funding	500	0	500	0	0	0	0	0	0	0	0	0	0	500

\$199,930 spent and encumbered through February 2021

\$209,930 spent and encumbered through February 2020

Project Status FY14 - Design stormwater technologies demonstration area. Evaluate feasibility of wind energy. Expand HHW building to reduce stormwater impact. Develop wildlife work plan and begin pursuing certification.

FY15 - Plant|construct American Elm pilot reforestation.

FY16 - Monitor aforestation.

FY17 - Monitor wildlife projects.

FY 2021 Budget	500	0	500	0	0	0	0	0	0	0	0	0		500
Difference 2021 / 2022	0	0	0	0	0	0	0	0	0	0	0	0	0	0

Project: C0337-FY2014 ELLICOTT CITY IMPROVEMENTS and ENHANCEMENTS

Description

This is a project to provide a variety of repairs and improvements to public infrastructure and address other community improvements and to make improvements to the downtown and historic district of the Howard County Seat. This project may include land acquisition for water quality and drainage needs and other public improvements.

Justification

Community has requested improvements to the downtown Ellicott City area for flood mitigation. The work effort will be done to implement the Safe and Sound Plan.

Remarks

1. TAO #3 - 2014 current pending legislation will add \$100,000 grant funding for Ellicott City Streetscape program.
2. Construction of some projects may be dependent on the donation of the necessary easements and-or property owner cost share participation.
3. OTHER SOURCES revenue represents homeowner contribution
4. WATER QUALITY LOANS represents Water Infrastructure Finance and Innovation Act of 2014 (WIFIA) loan, which has a 30-year term, favorable rate and debt payment start date of 5 years after loan closing.
5. GRANT represents anticipated FEMA and State funding for Ellicott City.
6. Project implementation of the various improvements included in the Safe and Sound Plan may be adjusted depending on contract negotiations, land acquisition success and regulations|permit approvals.

Project Schedule

FY22 - Construction: Pond H7, Quaker Mill pond, Maryland Avenue culverts, lower Main Street building work.

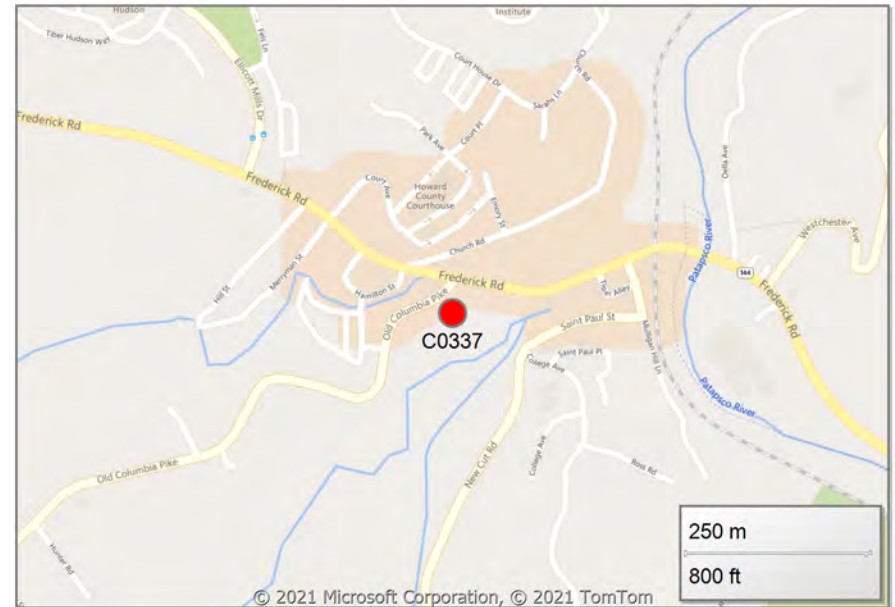
FY22 - Design: North tunnel and NC-3 pond.

Continue building acquisition-removal of those in most vulnerable areas (as needed).

Operating Budget Impact

No Operating Impact

FY2022 Bonds - Annual Debt Service Payment	3,336,667
FY2022 Bonds - 20-Year Total Debt Service Payment	66,733,343
Total Project Bonds - Annual Debt Service Payment	7,923,679
Total Project Bonds - 20-Year Total Debt Service Payment	158,473,583



Explanation of Changes

Scope definition and timeline of project account for cost increase.

Fiscal 2022 Capital Budget

GENERAL COUNTY PROJECTS

Project: C0337-FY2014 ELLICOTT CITY IMPROVEMENTS and ENHANCEMENTS

(In Thousands)	Five Year Capital Program									Master Plan				
	Prior Appr.	FY2022 Budget	Appr. Total	Fiscal 2023	Fiscal 2024	Fiscal 2025	Fiscal 2026	Fiscal 2027	Sub Total	Fiscal 2028	Fiscal 2029	Fiscal 2030	Fiscal 2031	Total Project
PLANS & ENGINEERING	8,450	1,000	9,450	0	0	0	0	0	0	0	0	0	0	9,450
LAND ACQUISITION	18,600	0	18,600	1,600	0	0	0	0	1,600	0	0	0	0	20,200
CONSTRUCTION	30,621	88,820	119,441	16,930	10,500	0	0	0	27,430	0	0	0	0	146,871
ADMINISTRATION	400	0	400	0	0	0	0	0	0	0	0	0	0	400
Total Expenditures	58,071	89,820	147,891	18,530	10,500	0	0	0	29,030	0	0	0	0	176,921
BONDS	38,675	0	38,675	3,530	10,500	0	0	0	14,030	0	0	0	0	52,705
DEVELOPER CONTRIBUTION	165	0	165	0	0	0	0	0	0	0	0	0	0	165
GRANTS	16,726	8,870	25,596	0	0	0	0	0	0	0	0	0	0	25,596
OTHER SOURCES	5	0	5	0	0	0	0	0	0	0	0	0	0	5
PAY AS YOU GO	1,000	5,950	6,950	15,000	0	0	0	0	15,000	0	0	0	0	21,950
WATER QUALITY STATE OR FED LOAN	0	75,000	75,000	0	0	0	0	0	0	0	0	0	0	75,000
STORMWATER UTILITY FUNDING	1,500	0	1,500	0	0	0	0	0	0	0	0	0	0	1,500
Total Funding	58,071	89,820	147,891	18,530	10,500	0	0	0	29,030	0	0	0	0	176,921

\$34,233,369 spent and encumbered through February 2021

\$28,570,917 spent and encumbered through February 2020

Project Status TAO#1-2019 Transfer in \$15,981,000

Design - Parking Lot F imprv, Ellicott Mills Dr WQ bumpout, Main St crosswalks, H4 and NC-3 ponds, Maryland Avenue culverts, North Tunnel (preliminary engineering).

Construction complete - Parking Lot E improvements (partial funding), wall repairs for Court Ave, Tonge Row, Lot E northeast corner, Precious Gifts, Main St at 84" culvert, Main St repaving, Courthouse Dr slope repair, Fels La drainage improvements, Ellicott Mills Dr roadway replacement, Rogers Ave storm drain improvements, St. Luke Church slope, relocation of log cabin, miscellaneous sidewalk repairs, stabilization of Caplans.

Other - Stream wall inspections, acquisition and stabilization process in the most vulnerable areas, St Luke Church slope repair.

FY 2021 Budget	58,071	2,000	60,071	55,100	1,450	0	29,550	1,000	87,100	13,000	0	0		160,171
Difference 2021 / 2022	0	87,820	87,820	(36,570)	9,050	0	(29,550)	(1,000)	(58,070)	(13,000)	0	0	0	16,750

Scope definition and timeline of project account for cost increase.

Fiscal 2022 Capital Budget

GENERAL COUNTY PROJECTS

Project: C0338-FY2015 BROADBAND INSTALLATIONS

Description

The Broadband Installation project will improve the fiber installed through the ICBN grant and extend services to various organizations including adding additional county facilities to our fiber network. This will also be used for the equipment inside the building to light the fiber and provide services.

Justification

This is to help reduce overall leased line costs as well as provide equipment refreshes to support higher network speeds that are being requested.

Remarks

1. Build out and infrastructure upgrades continue through fiscal year as necessary.
2. Fiber build out of laterals and backbone will also continue throughout fiscal year as necessary.

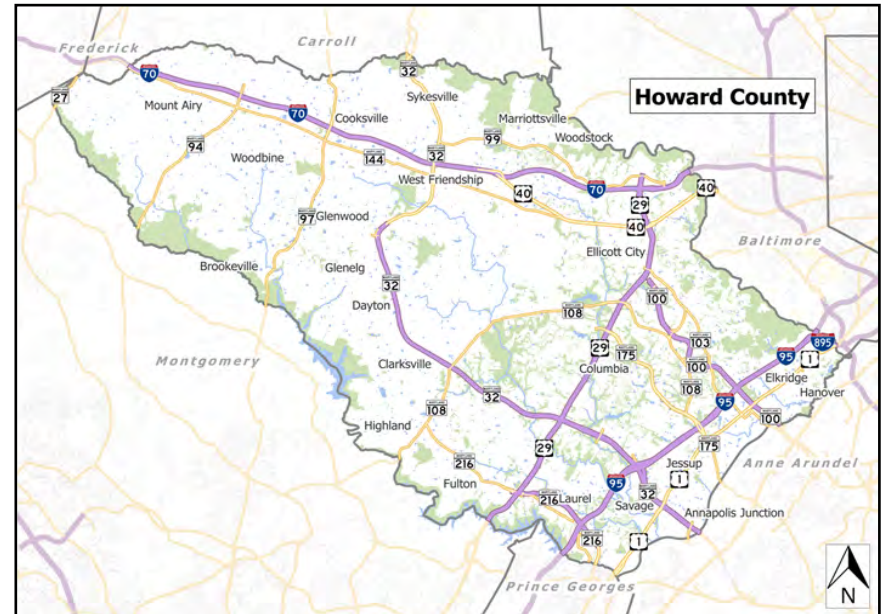
Project Schedule

Provide fiber to County Government locations as needed.

Operating Budget Impact

No Operating Impact

FY2022 Bonds - Annual Debt Service Payment	0
FY2022 Bonds - 20-Year Total Debt Service Payment	0
Total Project Bonds - Annual Debt Service Payment	0
Total Project Bonds - 20-Year Total Debt Service Payment	0



Fiscal 2022 Capital Budget

GENERAL COUNTY PROJECTS

Project: C0338-FY2015 BROADBAND INSTALLATIONS

(In Thousands)	Five Year Capital Program										Master Plan			
	Prior Appr.	FY2022 Budget	Appr. Total	Fiscal 2023	Fiscal 2024	Fiscal 2025	Fiscal 2026	Fiscal 2027	Sub Total	Fiscal 2028	Fiscal 2029	Fiscal 2030	Fiscal 2031	Total Project
PLANS & ENGINEERING	0	0	0	0	0	0	0	0	0	0	0	0	0	0
LAND ACQUISITION	0	0	0	0	0	0	0	0	0	0	0	0	0	0
CONSTRUCTION	3,000	0	3,000	0	0	0	0	0	0	0	0	0	0	3,000
Total Expenditures	3,000	0	3,000	0	0	0	0	0	0	0	0	0	0	3,000
OTHER SOURCES	3,000	0	3,000	0	0	0	0	0	0	0	0	0	0	3,000
Total Funding	3,000	0	3,000	0	0	0	0	0	0	0	0	0	0	3,000

\$1,703,148 spent and encumbered through February 2021

\$1,549,156 spent and encumbered through February 2020

Project Status

Several County facilities have been connected to the fiber network during prior fiscal years and will continue thereby reducing the County's cost for leased lines.

FY 2021 Budget	3,000	0	3,000	0	0	0	0	0	0	0	0	0		3,000
Difference 2021 / 2022	0	0	0	0	0	0	0	0	0	0	0	0	0	0

Project: C0339-FY2015 BROADBAND INSTALLATIONS NON-COUNTY GOVERNMENT

Description

The Broadband Installation project will extend services to various non-county government organizations including adding facilities to our fiber network. This will also be used for the equipment inside the building to light the fiber and provide services.

Justification

This is to help reduce overall leased line costs as well as provide equipment refreshes to support higher network speeds that are being requested.

Remarks

OTHER revenues are generated from fee-supported bonds or capital lease.

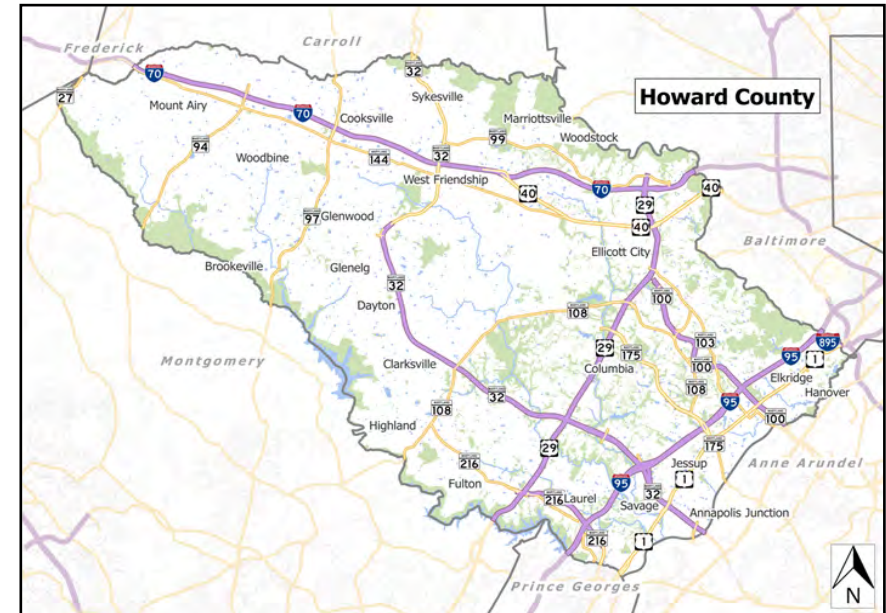
Project Schedule

FY21 and beyond – Continue to add non-County government agencies to the fiber network as demand requires.

Operating Budget Impact

No Operating Impact

FY2022 Bonds - Annual Debt Service Payment	0
FY2022 Bonds - 20-Year Total Debt Service Payment	0
Total Project Bonds - Annual Debt Service Payment	0
Total Project Bonds - 20-Year Total Debt Service Payment	0



Fiscal 2022 Capital Budget

GENERAL COUNTY PROJECTS

Project: C0339-FY2015 BROADBAND INSTALLATIONS NON-COUNTY GOVERNMENT

(In Thousands)	Five Year Capital Program										Master Plan			
	Prior Appr.	FY2022 Budget	Appr. Total	Fiscal 2023	Fiscal 2024	Fiscal 2025	Fiscal 2026	Fiscal 2027	Sub Total	Fiscal 2028	Fiscal 2029	Fiscal 2030	Fiscal 2031	Total Project
PLANS & ENGINEERING	0	0	0	0	0	0	0	0	0	0	0	0	0	0
LAND ACQUISITION	0	0	0	0	0	0	0	0	0	0	0	0	0	0
CONSTRUCTION	5,000	0	5,000	0	0	0	0	0	0	0	0	0	0	5,000
Total Expenditures	5,000	0	5,000	0	0	0	0	0	0	0	0	0	0	5,000
OTHER SOURCES	5,000	0	5,000	0	0	0	0	0	0	0	0	0	0	5,000
Total Funding	5,000	0	5,000	0	0	0	0	0	0	0	0	0	0	5,000

\$2,591,490 spent and encumbered through February 2021

\$2,518,620 spent and encumbered through February 2020

Project Status

Several non-County government agencies, such as Howard County Public School System, Howard County Public Library System, and Howard Community College, were added to the fiber network in prior fiscal years. Additions will continue as demand requires in FY21 thereby continuing to generate revenue as customers sign long-term service contracts.

FY 2021 Budget	5,000	0	5,000	0	0	0	0	0	0	0	0	0		5,000
Difference 2021 / 2022	0	0	0	0	0	0	0	0	0	0	0	0	0	0

Project: C0340-FY2015 BROADBAND INSTALLATIONS NON-GOVERNMENT

Description

The Broadband Installation project will extend services to non-government facilities to our fiber network. This will also be used for the equipment inside the building to light the fiber and provide services.

Justification

This is to help reduce overall leased line costs as well as provide equipment refreshes to support higher network speeds that are being requested.

Remarks

OTHER revenues are generated from fee-supported bonds or capital lease.

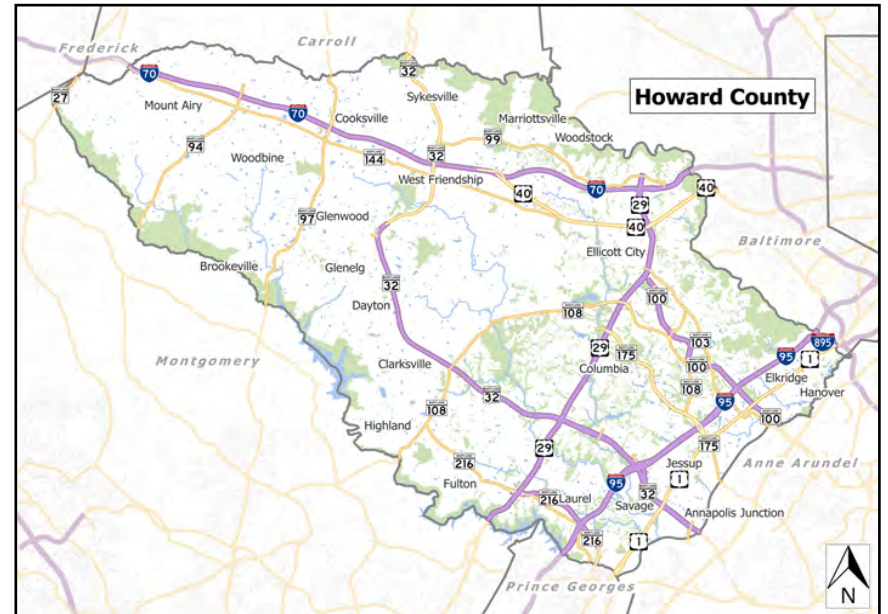
Project Schedule

FY21 and beyond – Continue adding customers to the network as demand requires.

Operating Budget Impact

No Operating Impact

FY2022 Bonds - Annual Debt Service Payment	0
FY2022 Bonds - 20-Year Total Debt Service Payment	0
Total Project Bonds - Annual Debt Service Payment	0
Total Project Bonds - 20-Year Total Debt Service Payment	0



Fiscal 2022 Capital Budget

GENERAL COUNTY PROJECTS

Project: C0340-FY2015 BROADBAND INSTALLATIONS NON-GOVERNMENT

(In Thousands)	Five Year Capital Program										Master Plan			
	Prior Appr.	FY2022 Budget	Appr. Total	Fiscal 2023	Fiscal 2024	Fiscal 2025	Fiscal 2026	Fiscal 2027	Sub Total	Fiscal 2028	Fiscal 2029	Fiscal 2030	Fiscal 2031	Total Project
PLANS & ENGINEERING	0	0	0	0	0	0	0	0	0	0	0	0	0	0
LAND ACQUISITION	0	0	0	0	0	0	0	0	0	0	0	0	0	0
CONSTRUCTION	2,000	0	2,000	0	0	0	0	0	0	0	0	0	0	2,000
Total Expenditures	2,000	0	2,000	0	0	0	0	0	0	0	0	0	0	2,000
OTHER SOURCES	2,000	0	2,000	0	0	0	0	0	0	0	0	0	0	2,000
Total Funding	2,000	0	2,000	0	0	0	0	0	0	0	0	0	0	2,000

\$770,692 spent and encumbered through February 2021

\$752,269 spent and encumbered through February 2020

Project Status FY18-FY21: Adding customers to the fiber network as demand requires.

FY22 plan: Continue to add customers; generate long-term service contracts.

FY 2021 Budget	2,000	0	2,000	0	0	0	0	0	0	0	0	0		2,000
Difference 2021 / 2022	0	0	0	0	0	0	0	0	0	0	0	0	0	0

Project: C0342-CLARKSVILLE PARKING GARAGE

Description

This project is for the design, construction and construction management of a parking garage on Clarksville Pike, Clarksville Maryland. The parking garage will be located on an existing surface parking lot on the corner of Route 108 and Signal Bell Lane adjacent to the Ten Oaks Ballroom and Fifth District Volunteer Fire Department. As part of this project, Signal Bell Lane will be widened and ADA access will be upgraded to current standards. The garage will be a precast concrete structure.

Justification

The existing surface parking lot reaches capacity due to the use by commuters and people attending the Ten Oaks Ballroom. The existing parking patterns of the Ten Oaks Ballroom parking lot have reached capacity when commuter parking including bus passengers, individual park and ride carpools, and commercial vanpools are at the site during a moderate ballroom event.

Remarks

A Study dated September 2015 documents existing and latent parking demand at the parking lot, identifies alternatives to provide additional parking accommodations, summarizes the projected traffic impacts associated with the proposed expansion of the parking facility, and evaluates roadway improvements to mitigate adverse traffic impacts.

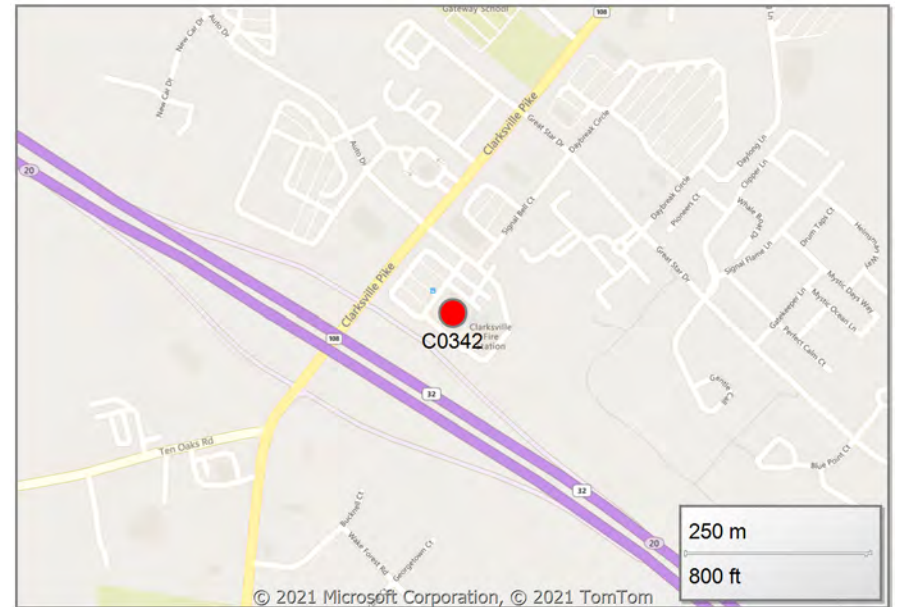
Project Schedule

- FY28 - Start design
- FY29 - Complete design|start construction
- FY30 - Complete construction

Operating Budget Impact

No Operating Impact

FY2022 Bonds - Annual Debt Service Payment	0
FY2022 Bonds - 20-Year Total Debt Service Payment	0
Total Project Bonds - Annual Debt Service Payment	421,860
Total Project Bonds - 20-Year Total Debt Service Payment	8,437,201



Fiscal 2022 Capital Budget

GENERAL COUNTY PROJECTS

Project: C0342-CLARKSVILLE PARKING GARAGE

(In Thousands)	Five Year Capital Program										Master Plan			
	Prior Appr.	FY2022 Budget	Appr. Total	Fiscal 2023	Fiscal 2024	Fiscal 2025	Fiscal 2026	Fiscal 2027	Sub Total	Fiscal 2028	Fiscal 2029	Fiscal 2030	Fiscal 2031	Total Project
PLANS & ENGINEERING	0	0	0	0	0	0	0	0	0	450	550	0	0	1,000
LAND ACQUISITION	0	0	0	0	0	0	0	0	0	25	0	0	0	25
CONSTRUCTION	0	0	0	0	0	0	0	0	0	0	4,500	0	0	4,500
Total Expenditures	0	0	0	0	0	0	0	0	0	475	5,050	0	0	5,525
BONDS	0	0	0	0	0	0	0	0	0	475	5,050	0	0	5,525
Total Funding	0	0	0	0	0	0	0	0	0	475	5,050	0	0	5,525

\$0 spent and encumbered through February 2021

\$0 spent and encumbered through February 2020

Project Status

FY 2021 Budget	0	0	0	0	0	475	5,050	0	5,525	0	0	0		5,525
Difference 2021 / 2022	0	0	0	0	0	(475)	(5,050)	0	(5,525)	475	5,050	0	0	0

Project deferred due to funding constraints.

Project: C0348-FY2017 MODERNIZATION OF FLEET AND HIGHWAYS SHOPS

Description

A project for the master planning, design, construction of new facilities and renovation of existing County Fleet and Highways Facilities to modernize the facilities. This project will improve the efficiency of operations, improve the safety of the working conditions for employees and correct a number of site deficiencies.

Justification

The existing Fleet and Highway facilities have outlived their life. The building systems are inefficient, the building envelopes do not provide adequate insulation, adding to high operating costs and the building envelopes are in need of repair or replacement. The shop buildings can no longer accommodate the staff working on the vehicles. The administration buildings are mostly portable trailers that were placed throughout the years without any type of site master plan gradually restricting access and maneuverability on the site making operations inefficient for the Highways staff. The disjointed administration facilities do not lend themselves to a collaborative work environment reducing operational and managerial efficiencies. Bunk rooms and adequate showers are not present on many of the sites, causing additional expense to the County for any weather related emergency.

Remarks

1. Funding requested in FY17 for planning, design and emergency repairs.
2. Consolidate with C0346 funding.

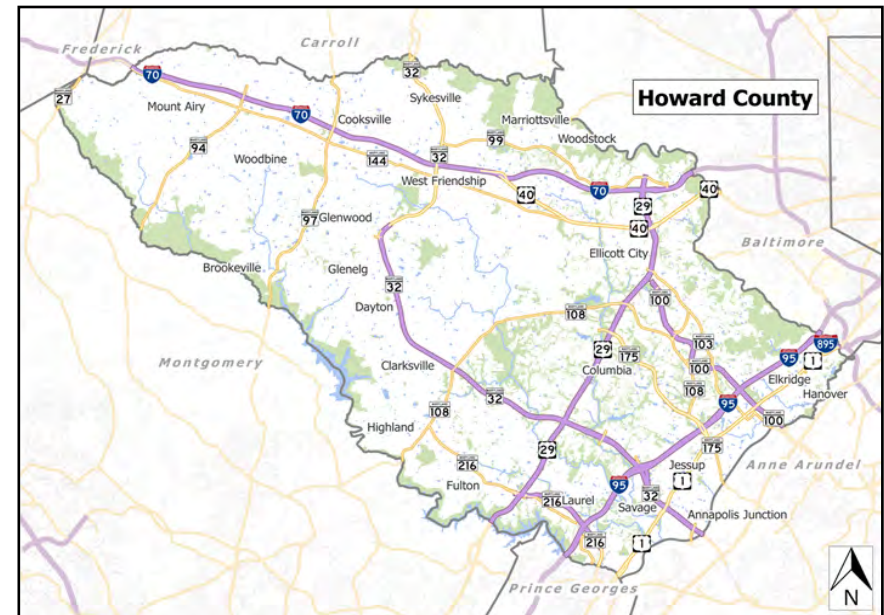
Project Schedule

- FY22 - Revised Mayfield master plan, purchase brine equipment for Old Annapolis Brine Facility, new trailer for admin|locker rooms, relocate pole buildings..
- FY23 - Continue Mayfield master plan: construct additional trailer, Truck Wash & Brine Facility
- FY24 - Salt Barn Renovations, construct Alpha Ridge Brine Facility.

Operating Budget Impact

Bureau of Facilities estimates the annual impact in FY18 and beyond to O&M and utilities at \$25,000.

FY2022 Bonds - Annual Debt Service Payment	76,355
FY2022 Bonds - 20-Year Total Debt Service Payment	1,527,095
Total Project Bonds - Annual Debt Service Payment	655,429
Total Project Bonds - 20-Year Total Debt Service Payment	13,108,585



Explanation of Changes

Future years construction on projects have been deferred due to budget constraints.

Fiscal 2022 Capital Budget

GENERAL COUNTY PROJECTS

Project: C0348-FY2017 MODERNIZATION OF FLEET AND HIGHWAYS SHOPS

(In Thousands)	Five Year Capital Program									Master Plan				
	Prior Appr.	FY2022 Budget	Appr. Total	Fiscal 2023	Fiscal 2024	Fiscal 2025	Fiscal 2026	Fiscal 2027	Sub Total	Fiscal 2028	Fiscal 2029	Fiscal 2030	Fiscal 2031	Total Project
PLANS & ENGINEERING	950	60	1,010	2,300	0	0	0	0	2,300	0	0	0	0	3,310
CONSTRUCTION	1,665	900	2,565	0	2,300	100	100	100	2,600	0	0	0	0	5,165
ADMINISTRATION	0	0	0	69	0	0	0	0	69	0	0	0	0	69
EQUIPMENT & FURNISHINGS	0	40	40	0	0	0	0	0	0	0	0	0	0	40
Total Expenditures	2,615	1,000	3,615	2,369	2,300	100	100	100	4,969	0	0	0	0	8,584
BONDS	2,615	1,000	3,615	2,369	2,300	100	100	100	4,969	0	0	0	0	8,584
Total Funding	2,615	1,000	3,615	2,369	2,300	100	100	100	4,969	0	0	0	0	8,584

\$2,535,638 spent and encumbered through February 2021

\$2,082,538 spent and encumbered through February 2020

Project Status Costs are spread out to account for phasing of construction at Mayfield, Dayton and Cooksville locations. Design of a new sign shop at Cooksville to begin in January 2018.

FY19 - Highways Admin staff located to lease space (Riverwood).

FY20 - Dayton Admin trailer is renovated.

FY21 - Conceptual design for Mayfield Shop administrative building; construct Old Annapolis Brine Facility.

FY 2021 Budget	2,615	1,000	3,615	2,369	2,300	25,800	0	0	30,469	0	0	0		34,084
Difference 2021 / 2022	0	0	0	0	0	(25,700)	100	100	(25,500)	0	0	0	0	(25,500)

Project: C0349-FY2017 ENVIRONMENTAL COMPLIANCE OPERATIONS

Description

A project to support environmental compliance activities for County Facilities. Work may include the study, planning, design and construction of environmental protection and remediation measures.

Justification

Plans and improvements to comply with Federal|State regulations.

Remarks

Other money represents escrowed remediation expenses.

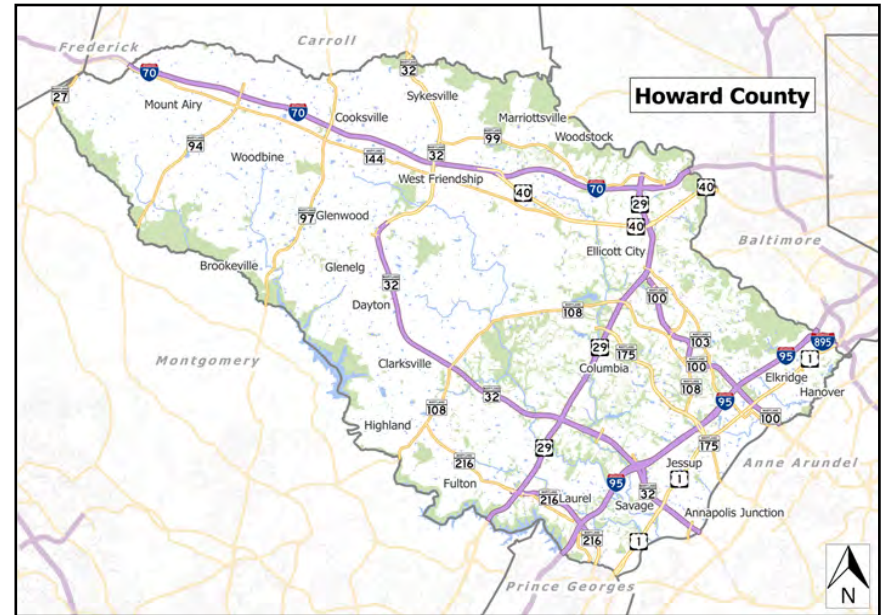
Project Schedule

FY22 - Design: Conduct environmental compliance assessments at multiple facilities. Conduct annual environmental compliance updates. Conduct stormwater monitoring. Inspect above ground storage tanks monthly.
 FY23-FY31 - Design: Conduct environmental compliance assessments of additional facilities. Update every five years. Update SPCC (Spill Prevention Control and Countermeasure) plans every five years. Update SWPPPs (Stormwater Pollution Prevention Plans) as necessary. Conduct stormwater monitoring.

Operating Budget Impact

The Bond funding listed for this project includes both long term bond funding and the use of the master lease program as appropriate.

FY2022 Bonds - Annual Debt Service Payment	14,126
FY2022 Bonds - 20-Year Total Debt Service Payment	282,513
Total Project Bonds - Annual Debt Service Payment	242,884
Total Project Bonds - 20-Year Total Debt Service Payment	4,857,690



Fiscal 2022 Capital Budget

GENERAL COUNTY PROJECTS

Project: C0349-FY2017 ENVIRONMENTAL COMPLIANCE OPERATIONS

(In Thousands)	Five Year Capital Program									Master Plan				
	Prior Appr.	FY2022 Budget	Appr. Total	Fiscal 2023	Fiscal 2024	Fiscal 2025	Fiscal 2026	Fiscal 2027	Sub Total	Fiscal 2028	Fiscal 2029	Fiscal 2030	Fiscal 2031	Total Project
PLANS & ENGINEERING	873	185	1,058	213	298	345	241	171	1,268	165	205	205	280	3,181
CONSTRUCTION	0	0	0	0	0	0	0	0	0	0	0	0	0	0
Total Expenditures	873	185	1,058	213	298	345	241	171	1,268	165	205	205	280	3,181
BONDS	873	185	1,058	213	298	345	241	171	1,268	165	205	205	280	3,181
Total Funding	873	185	1,058	213	298	345	241	171	1,268	165	205	205	280	3,181

\$771,574 spent and encumbered through February 2021

\$500,607 spent and encumbered through February 2020

Project Status Design: Completed Regulatory Compliance Guide; prepared SPCC plans for all required facilities; prepared and updated SWPPPs at required facilities; conducted environmental compliance assessments of twelve facilities; trained staff annually on SPCC plans, SWPPPs, and handling hazardous wastes; prepared County-wide Hazard Communication Policy; GIS inventory and database ongoing; set up hazardous waste collection program for Howard County sites; monitored stormwater; and updated SPCC Plan and SWPPPs for all required facilities.

Construction: Design and installation of vehicle wash pads and rainwater harvesting systems at seven fire stations complete and four park shops ongoing; 24 USTs removed; removal of leaking underground hydraulic lifts and contaminated soil completed at six sites; oil/water separator replacement completed at 8 sites; underground waste water storage tanks for truck wash pads and oil/water separators designed and installed at two sites; truck wash pad and trench drain replacement complete at Alpha Ridge Maintenance Shop; and installed a stormwater protection system at Cooksville fueling site.

FY 2021 Budget	873	405	1,278	185	205	205	280	405	1,280	165	205	205		3,133
Difference 2021 / 2022	0	(220)	(220)	28	93	140	(39)	(234)	(12)	0	0	0	280	48

Fiscal 2022 Capital Budget

GENERAL COUNTY PROJECTS

Project: C0350-FY2017 NEW BUDGET SYSTEM

Description

The Budget Application project has been established to purchase and implement a new budget system for improved efficiencies, transparency and presentation. Phase 1 funding will focus on a feasibility study and provide needed insight into budgeting systems currently on the market that are capable of addressing present and future operating and capital budgeting needs.

Justification

An enhanced budget application is needed to allow for additional analysis, forecasting, data-driven decision making, and integration with the ERP system. The passing of CB 54-2015 along with the integration of performance management added additional requirements to both the operating and capital budget processes. The incorporation of these changes and the desire for additional transparency makes it even more important to consider the future direction of both the industry and the County. The study in the first stage of the project will enable the County to examine the current needs of its existing budget processes and presentations as well as understand the technologies and functionalities being utilized in other jurisdictions. This process will help control the costs associated with a potential project as it will allow for long-term planning.

Remarks

Project Schedule

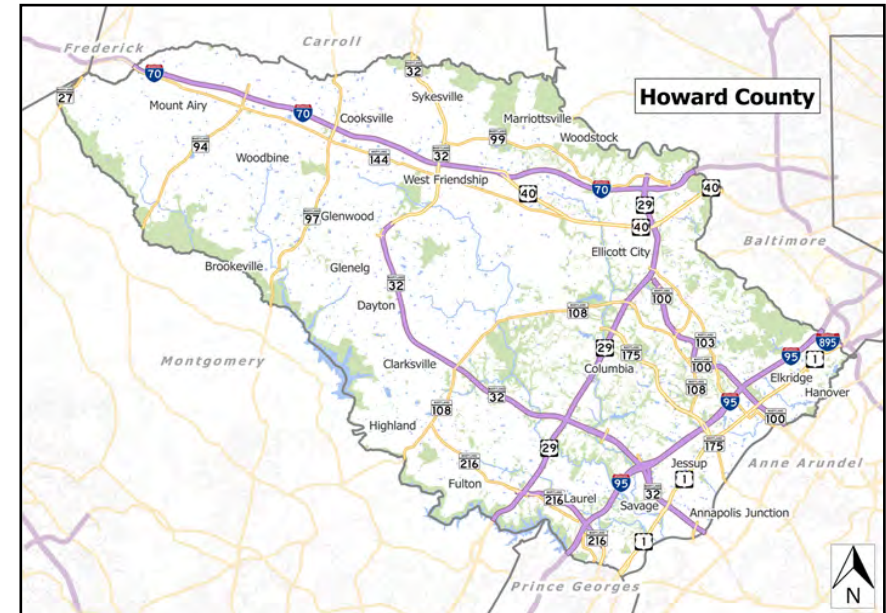
FY21 - Project is in financial closeout process

FY20 - Complete Implementation

Operating Budget Impact

No Operating Impact

FY2022 Bonds - Annual Debt Service Payment	0
FY2022 Bonds - 20-Year Total Debt Service Payment	0
Total Project Bonds - Annual Debt Service Payment	38,177
Total Project Bonds - 20-Year Total Debt Service Payment	763,548



Fiscal 2022 Capital Budget

GENERAL COUNTY PROJECTS

Project: C0350-FY2017 NEW BUDGET SYSTEM

(In Thousands)	Five Year Capital Program										Master Plan			
	Prior Appr.	FY2022 Budget	Appr. Total	Fiscal 2023	Fiscal 2024	Fiscal 2025	Fiscal 2026	Fiscal 2027	Sub Total	Fiscal 2028	Fiscal 2029	Fiscal 2030	Fiscal 2031	Total Project
PLANS & ENGINEERING	500	0	500	0	0	0	0	0	0	0	0	0	0	500
ADMINISTRATION	0	0	0	0	0	0	0	0	0	0	0	0	0	0
Total Expenditures	500	0	500	0	0	0	0	0	0	0	0	0	0	500
BONDS	500	0	500	0	0	0	0	0	0	0	0	0	0	500
Total Funding	500	0	500	0	0	0	0	0	0	0	0	0	0	500

\$494,605 spent and encumbered through February 2021

\$495,821 spent and encumbered through February 2020

Project Status FY21 - Financial closeout

FY20 - Complete Implementation

FY19 - Implementation

FY18 - Procurement

FY17 - Feasibility Study

FY 2021 Budget	500	0	500	0	0	0	0	0	0	0	0	0		500
Difference 2021 / 2022	0	0	0	0	0	0	0	0	0	0	0	0	0	0

Project: C0351-FY2017 HARRIET TUBMAN REMEDIATION and RESTORATION

Description

This project will provide for Harriet Tubman High School remediation of hazardous containing material such as ACM, lead, PCB, and fuel. It will render the building code compliant for near term use and provide design and construction for long-term use based on program goals developed in cooperation with community stake holders.

Justification

Howard County will provide space for the HCPSS Maintenance Shop to relocate from the Harriet Tubman High School. Howard County will decommission the Harriet Tubman High School, remove any hazardous material, and complete renovations for community use.

Remarks

1. Prior appropriated GRANTS represents FY18 and FY19 State Bond Bills. FY20 GRANT represents FY20 State Bond Bill. FY22 GRANT represents FY22 State Bond Bill.
2. Phase 2: Life Safety upgrades are complete. Improvements include new windows, ADA lifts, HVAC, sprinklers, and a new Fire Alarm System.
3. Phase 3: Community Center that features an African American Cultural Center, performing arts, Fitness areas, and other Community amenities. Over the course of design, the scope was increased to include theatrical lighting and enhanced AV systems, exterior play areas, new electrical service, new water service and fire pump, new vestibule and storefront doors, emergency generator and additional HVAC equipment. This unanticipated increase in scope has resulted in increased costs.
4. Harriet Tubman Cultural Center (Phase 3) to be bid in January 2021. Due to current funding constraints, project will be constructed under two phases. The base bid will use current available funding. Pending the receipt of additional FY22 funds, the County will act on numerous Add|Alternate pricing in order to complete the project.

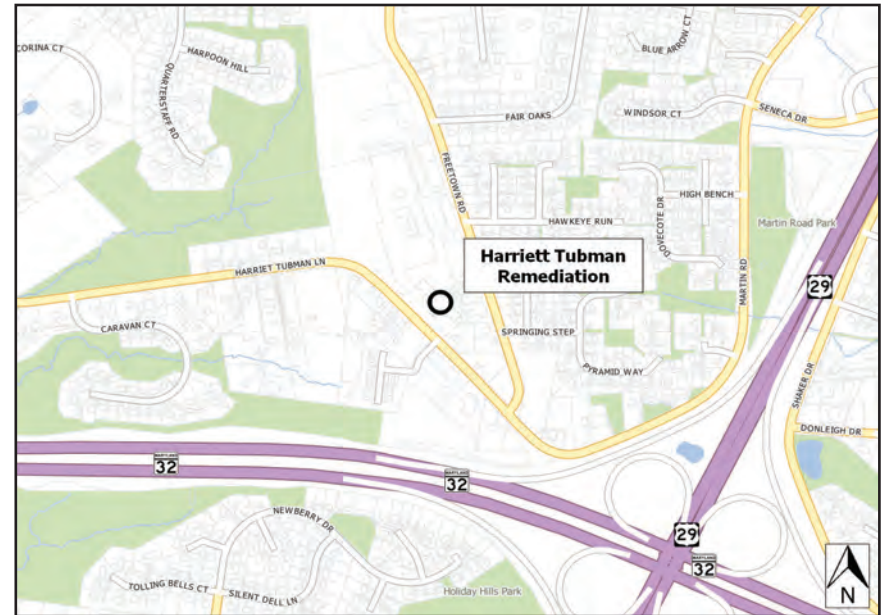
Project Schedule

FY21-FY22 - Construct phase 3, develop interior into new Harriet Tubman Cultural Center.
 FY23 - FFE for new Harriet Tubman Cultural Center.

Operating Budget Impact

Once the project is completed, operating expenses are projected to be in excess of \$1 million.

FY2022 Bonds - Annual Debt Service Payment	0
FY2022 Bonds - 20-Year Total Debt Service Payment	0
Total Project Bonds - Annual Debt Service Payment	487,143
Total Project Bonds - 20-Year Total Debt Service Payment	9,742,867



Fiscal 2022 Capital Budget

GENERAL COUNTY PROJECTS

Project: C0351-FY2017 HARRIET TUBMAN REMEDIATION and RESTORATION

(In Thousands)	Five Year Capital Program										Master Plan			
	Prior Appr.	FY2022 Budget	Appr. Total	Fiscal 2023	Fiscal 2024	Fiscal 2025	Fiscal 2026	Fiscal 2027	Sub Total	Fiscal 2028	Fiscal 2029	Fiscal 2030	Fiscal 2031	Total Project
PLANS & ENGINEERING	720	0	720	0	0	0	0	0	0	0	0	0	0	720
CONSTRUCTION	5,500	2,050	7,550	300	0	0	0	0	300	0	0	0	0	7,850
ADMINISTRATION	0	0	0	0	0	0	0	0	0	0	0	0	0	0
EQUIPMENT & FURNISHINGS	460	0	460	500	0	0	0	0	500	0	0	0	0	960
Total Expenditures	6,680	2,050	8,730	800	0	0	0	0	800	0	0	0	0	9,530
BONDS	5,580	0	5,580	800	0	0	0	0	800	0	0	0	0	6,380
GRANTS	1,100	750	1,850	0	0	0	0	0	0	0	0	0	0	1,850
PAY AS YOU GO	0	1,300	1,300	0	0	0	0	0	0	0	0	0	0	1,300
Total Funding	6,680	2,050	8,730	800	0	0	0	0	800	0	0	0	0	9,530

\$3,263,500 spent and encumbered through February 2021

\$715,192 spent and encumbered through February 2020

Project Status Environmental and building assessments completed. Building is completely unoccupied since HCPSS vacated the building in September 2017.

FY19 - development of a schedule and budget for long term use, based on findings of the Harriet Tubman Society Advisory Council, was completed.

FY20 - Restored Auditorium-Gym (Phase 1). Designed additional renovations based on Council findings.

FY21 - Completing construction of Life Safety upgrades & design for Harriet Tubman Cultural Center.

FY 2021 Budget	6,680	0	6,680	0	0	0	0	0	0	0	0	0		6,680
Difference 2021 / 2022	0	2,050	2,050	800	0	0	0	0	800	0	0	0	0	2,850

TAO 3-2017 transferred \$480,000 to C0309 Land Acquisition Contingency Reserve. Additional costs are for window replacement and life safety upgrades..

Project: C0352-FY2017 SITE ACQUISITION FOR SCHOOL SITES AND ELEVATED WATER STORAGE FACILITIES

Description

This project establishes a fund for school site acquisition that comes available on the market that meets the future needs of the County specifically to serve the public interest to add or enhance the school system sites for new schools. This shall include title and appraisal reports, surveys, environmental assessments, etc., required for the acquisition of property. The acquisition will be sized for at least two school facilities and compatible recreational facilities. The project will also be used to acquire the necessary property to design and construct an elevated water storage facility, including site access and pipeline construction, and entrance road will be constructed as part of this project.

Justification

Allows the County to move quickly on behalf of the school system for parcels that come on the market. Land resources available for development are becoming rare and it is essential that the County have the ability to move quickly to take advantage of opportunities for unique locations that meet the needs of the school system.

Remarks

1. The project site is between Route 1 and Mission Road in the Southeast quadrant of the County.
2. The property to be purchased will be graded to its potential ultimate use configuration facilitates the construction of school facilities, the property will also be developed for public recreational purposes. The Board of Education and Recreation and Parks will develop a joint plan for the site that will accommodate school and recreational uses.
3. FY17 project funds transferred to C0309.
4. OTHER represents property disposition proceeds reflected in ENCR 68 and or 69 - 2015 which were included as in original budget estimates.
5. FY22 - PAYGO funding replaces previously projected GRANT Program Open Space funding.

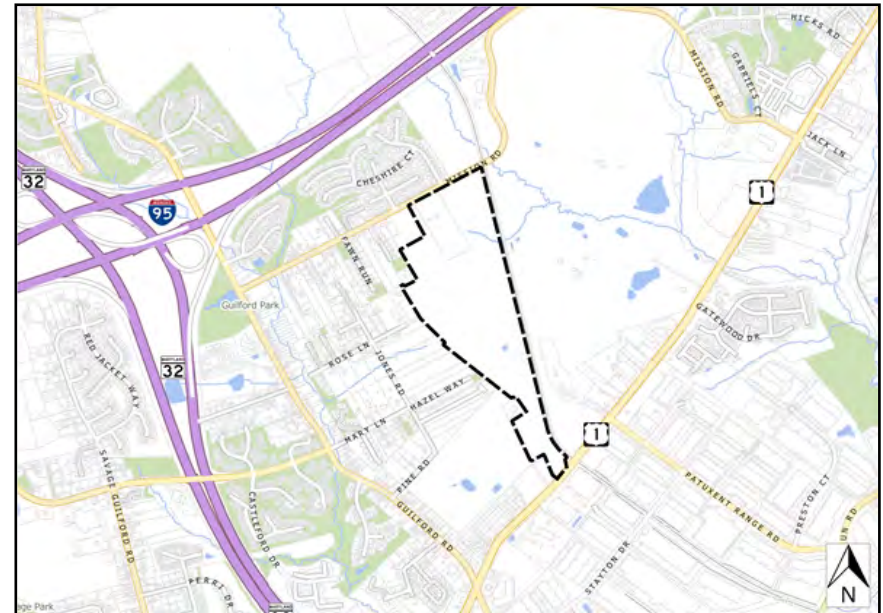
Project Schedule

FY22 - Project is in the close out process.

Operating Budget Impact

No Operating Impact

FY2022 Bonds - Annual Debt Service Payment	0
FY2022 Bonds - 20-Year Total Debt Service Payment	0
Total Project Bonds - Annual Debt Service Payment	1,337,735
Total Project Bonds - 20-Year Total Debt Service Payment	26,754,707



Explanation of Changes

TAO3-2017 transferred \$2,500,000 appropriation to C0309 Land Acquisition Contingency Reserve.

Fiscal 2022 Capital Budget

GENERAL COUNTY PROJECTS

Project: C0352-FY2017 SITE ACQUISITION FOR SCHOOL SITES AND ELEVATED WATER STORAGE FACILITIES

(In Thousands)	Five Year Capital Program										Master Plan			
	Prior Appr.	FY2022 Budget	Appr. Total	Fiscal 2023	Fiscal 2024	Fiscal 2025	Fiscal 2026	Fiscal 2027	Sub Total	Fiscal 2028	Fiscal 2029	Fiscal 2030	Fiscal 2031	Total Project
LAND ACQUISITION	28,020	0	28,020	0	0	0	0	0	0	0	0	0	0	28,020
ADMINISTRATION	0	0	0	0	0	0	0	0	0	0	0	0	0	0
Total Expenditures	28,020	0	28,020	0	0	0	0	0	0	0	0	0	0	28,020
BONDS	10,720	0	10,720	0	0	0	0	0	0	0	0	0	0	10,720
GRANTS	2,500	(2,500)	0	0	0	0	0	0	0	0	0	0	0	0
METRO DISTRICT BOND	6,800	0	6,800	0	0	0	0	0	0	0	0	0	0	6,800
OTHER SOURCES	2,500	0	2,500	0	0	0	0	0	0	0	0	0	0	2,500
PAY AS YOU GO	5,500	2,500	8,000	0	0	0	0	0	0	0	0	0	0	8,000
Total Funding	28,020	0	28,020	0	0	0	0	0	0	0	0	0	0	28,020

\$25,511,618 spent and encumbered through February 2021

\$25,511,617 spent and encumbered through February 2020

Project Status FY17-FY18 - Identify and acquire multi-school sites. Acquire elevated water storage facility sites.

FY19 - Complete site acquisition contract.

FY19-FY20 - Complete site acquisition contract, rough grading of site and entrance road construction. Purchased sites.

FY21-FY22 - Project is in the financial closeout process.

FY 2021 Budget	28,020	0	28,020	0	0	0	0	0	0	0	0	0		28,020
Difference 2021 / 2022	0	0	0	0	0	0	0	0	0	0	0	0	0	0

Project: C0353-TRANSIT CENTER

Description

A project for site selection, design and construction of a transit center. The center will serve as a hub for existing, and planned, local and regional transit, services including Regional Transit Agency (RTA) and Maryland Transit Administration (MTA) services, bike share as well as future downtown circulator and bus rapid transit services. The center is envisioned as part of mixed-use development including affordable housing to be provided by Howard County Housing Commission.

Justification

The 2010 Downtown Columbia Plan (pages 43-44) calls for a transit center as part of downtown transportation demand management where passengers could transfer between lines in a comfortable, attractive and interesting environment.

Remarks

The Downtown Columbia plans Community Enhancements, Programs and Public Amenities (CEPPA) #14 as amended in FY 2018 requires the master developer to provide a location at no or nominal cost for a transit center prior to issuance of a building permit for 3.2M SF of development (anticipated to occur by FY2025). The Office of Transportation completed a location and site selection study in FY2018. The preferred site is at the east end of Columbia Mall Circle north and west of Little Patuxent Parkway.

Project Schedule

FY21-24 - Identify whether a temporary transit center site will be needed, as identified in the location and site selection study, and/or improvements at the current transit center are needed to address transit vehicle congestion. Explore potential grant opportunities for the transit center.

FY25-Preliminary Design

FY26-Design 65%

FY27-Design 65%

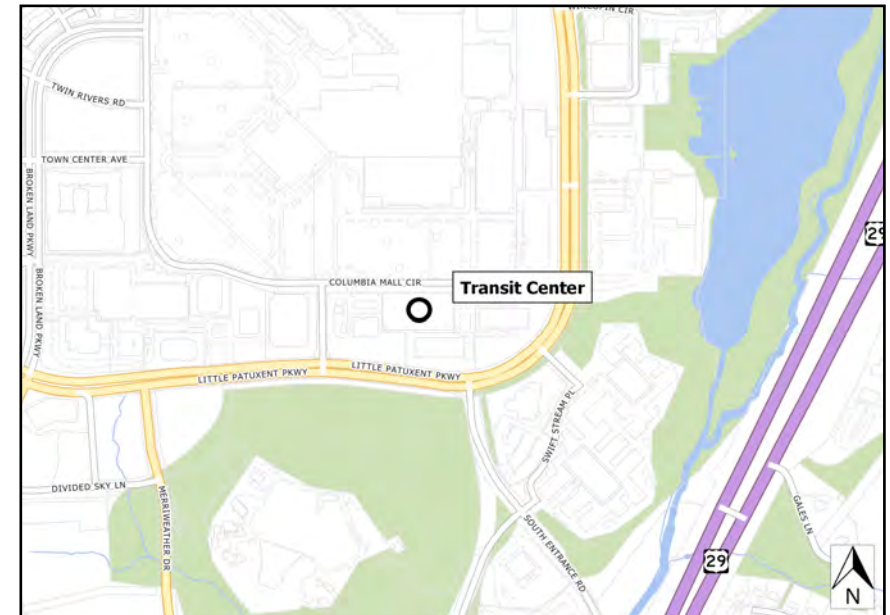
FY28-Design Final

FY29-FY30-Construction

Operating Budget Impact

Zero. Design and construction funding envisioned to come from additional revenue generated from Tax Increment Financing investment in downtown Columbia.

FY2022 Bonds - Annual Debt Service Payment	0
FY2022 Bonds - 20-Year Total Debt Service Payment	0
Total Project Bonds - Annual Debt Service Payment	0
Total Project Bonds - 20-Year Total Debt Service Payment	0



Fiscal 2022 Capital Budget

GENERAL COUNTY PROJECTS

Project: C0353-TRANSIT CENTER

(In Thousands)	Five Year Capital Program									Master Plan				
	Prior Appr.	FY2022 Budget	Appr. Total	Fiscal 2023	Fiscal 2024	Fiscal 2025	Fiscal 2026	Fiscal 2027	Sub Total	Fiscal 2028	Fiscal 2029	Fiscal 2030	Fiscal 2031	Total Project
PLANS & ENGINEERING	0	0	0	0	0	0	250	500	750	1,400	1,500	750	0	4,400
Total Expenditures	0	0	0	0	0	0	250	500	750	1,400	1,500	750	0	4,400
TIF BONDS	0	0	0	0	0	0	250	500	750	1,400	1,500	750	0	4,400
Total Funding	0	0	0	0	0	0	250	500	750	1,400	1,500	750	0	4,400

\$0 spent and encumbered through February 2021

\$0 spent and encumbered through February 2020

Project Status Analysis and site selection and preliminary cost estimates complete. Advance bus rapid transit planning.

FY 2021 Budget	0	0	0	250	500	1,400	1,500	5,150	8,800	0	0	0		8,800
Difference 2021 / 2022	0	0	0	(250)	(500)	(1,400)	(1,250)	(4,650)	(8,050)	1,400	1,500	750	0	(4,400)

Funding aligns with Downtown Columbia Plan and CEPA.

Project: C0354-FY2019 BUILDING ACCESS CONTROL AND SECURITY ENHANCEMENTS

Description

This project includes design and implementation of new and improved existing electronic security systems at a number of County facilities. Minor building design and construction required to accommodate these systems would also be included.

Justification

This project will address concerns that security at some County facilities might not be adequate to address possible threats to these facilities.

Remarks

A number of security assessments performed in recent years recommend some level of hardening for County facilities.

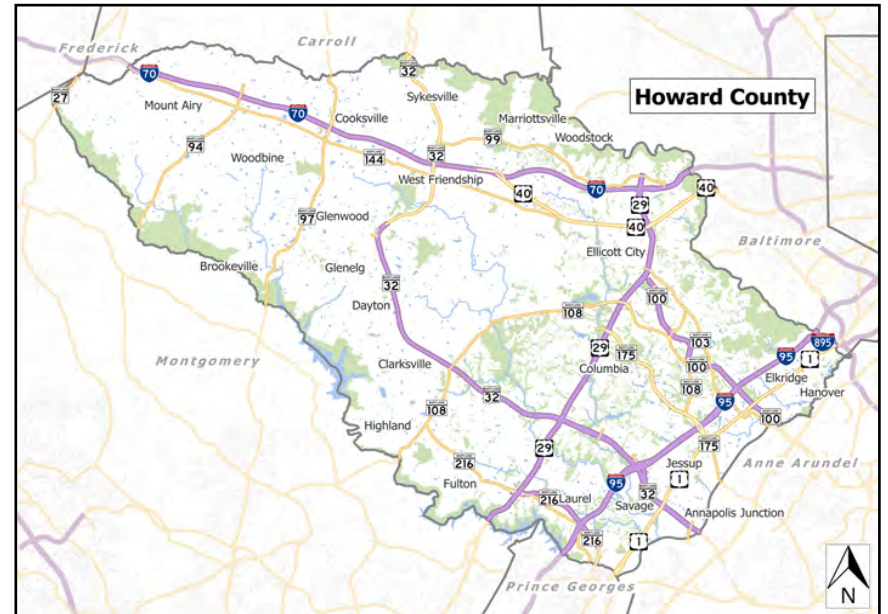
Project Schedule

FY22 - Project Close Out

Operating Budget Impact

Annual Maintenance: \$5,000

FY2022 Bonds - Annual Debt Service Payment	0
FY2022 Bonds - 20-Year Total Debt Service Payment	0
Total Project Bonds - Annual Debt Service Payment	7,635
Total Project Bonds - 20-Year Total Debt Service Payment	152,710



Fiscal 2022 Capital Budget

GENERAL COUNTY PROJECTS

Project: C0354-FY2019 BUILDING ACCESS CONTROL AND SECURITY ENHANCEMENTS

(In Thousands)	Five Year Capital Program										Master Plan			
	Prior Appr.	FY2022 Budget	Appr. Total	Fiscal 2023	Fiscal 2024	Fiscal 2025	Fiscal 2026	Fiscal 2027	Sub Total	Fiscal 2028	Fiscal 2029	Fiscal 2030	Fiscal 2031	Total Project
PLANS & ENGINEERING	20	0	20	0	0	0	0	0	0	0	0	0	0	20
CONSTRUCTION	80	0	80	0	0	0	0	0	0	0	0	0	0	80
Total Expenditures	100	0	100	0	0	0	0	0	0	0	0	0	0	100
BONDS	100	0	100	0	0	0	0	0	0	0	0	0	0	100
Total Funding	100	0	100	0	0	0	0	0	0	0	0	0	0	100

\$6,704 spent and encumbered through February 2021

\$6,704 spent and encumbered through February 2020

Project Status Design and Construction pending coordination with current physical security planning.

FY21 - Develop in-house assessment tool.

FY 2021 Budget	100	0	100	0	0	0	0	270	270	0	0	0		370
Difference 2021 / 2022	0	0	0	0	0	0	0	(270)	(270)	0	0	0	0	(270)

Project: C0358-FY2019 NORTH LAUREL COMMUNITY POOL

Description

This project will construct an enclosed swimming pool at North Laurel Park, providing the County with a needed second public pool.

Justification

Provide the County with a needed second public pool.

Remarks

1. The feasibility study for this pool was completed under project N3940, as a portion of the North Laurel Park.
2. \$1.3 Million of funds remaining in project N3940 were used for the design of this project.
3. The North Laurel Community Pool Project has been planned since 2008 and will have two separate pools. The main pool will be a standard 25 yards in length with 8 lap lanes and an ADA access.
4. The second pool will be a warm-water leisure pool to accommodate both older swimmers from the North Laurel Community Center's 50+ center and young children for swim lessons.
5. Support spaces will be provided including Men's, Women's and individual family locker rooms.
6. This project is on hold due to funding constraints.

Project Schedule

FY22 - Deferred due to budget constraints.

Operating Budget Impact

O&M Budget impact beginning in FY22: \$250,000 per year

FY2022 Bonds - Annual Debt Service Payment	(305,419)
FY2022 Bonds - 20-Year Total Debt Service Payment	(6,108,380)
Total Project Bonds - Annual Debt Service Payment	1,107,144
Total Project Bonds - 20-Year Total Debt Service Payment	22,142,879



Explanation of Changes

Project has been deferred due to budget constraints.

Fiscal 2022 Capital Budget

GENERAL COUNTY PROJECTS

Project: C0358-FY2019 NORTH LAUREL COMMUNITY POOL

(In Thousands)	Five Year Capital Program									Master Plan				
	Prior Appr.	FY2022 Budget	Appr. Total	Fiscal 2023	Fiscal 2024	Fiscal 2025	Fiscal 2026	Fiscal 2027	Sub Total	Fiscal 2028	Fiscal 2029	Fiscal 2030	Fiscal 2031	Total Project
PLANS & ENGINEERING	1,000	(900)	100	0	0	0	0	0	0	100	0	0	0	200
CONSTRUCTION	3,100	(3,100)	0	0	0	0	0	0	0	13,900	0	0	0	13,900
ADMINISTRATION	0	0	0	0	0	0	0	0	0	50	0	0	0	50
EQUIPMENT & FURNISHINGS	0	0	0	0	0	0	0	0	0	350	0	0	0	350
Total Expenditures	4,100	(4,000)	100	0	0	0	0	0	0	14,400	0	0	0	14,500
BONDS	4,100	(4,000)	100	0	0	0	0	0	0	14,400	0	0	0	14,500
Total Funding	4,100	(4,000)	100	0	0	0	0	0	0	14,400	0	0	0	14,500

\$51,010 spent and encumbered through February 2021

\$44,468 spent and encumbered through February 2020

Project Status FY18 - Feasibility study complete, \$967,433.96 spent under N3940. FY19 - Complete design

FY 2021 Budget	4,100	0	4,100	0	10,900	0	0	0	10,900	0	0	0		15,000
Difference 2021 / 2022	0	(4,000)	(4,000)	0	(10,900)	0	0	0	(10,900)	14,400	0	0	0	(500)

Fiscal 2022 Capital Budget

GENERAL COUNTY PROJECTS

Project: C0359-FY2019 TURF VALLEY SCHOOL SITE ACQUISITION

Description

A project to purchase land for a new elementary school in the Turf Valley neighborhood of Ellicott City. It will include all costs associated with the land acquisition.

Justification

The school system anticipates that growth will exceed 110% of utilization and will not be able to serve the anticipated growth of students at existing facilities. Enrollment projections show that the area will increase by 700 students over the next ten years. This growth will require new capacity.

Remarks

County will purchase land for the school system. All other costs of development will be included in a separate capital project managed by the Board of Education.

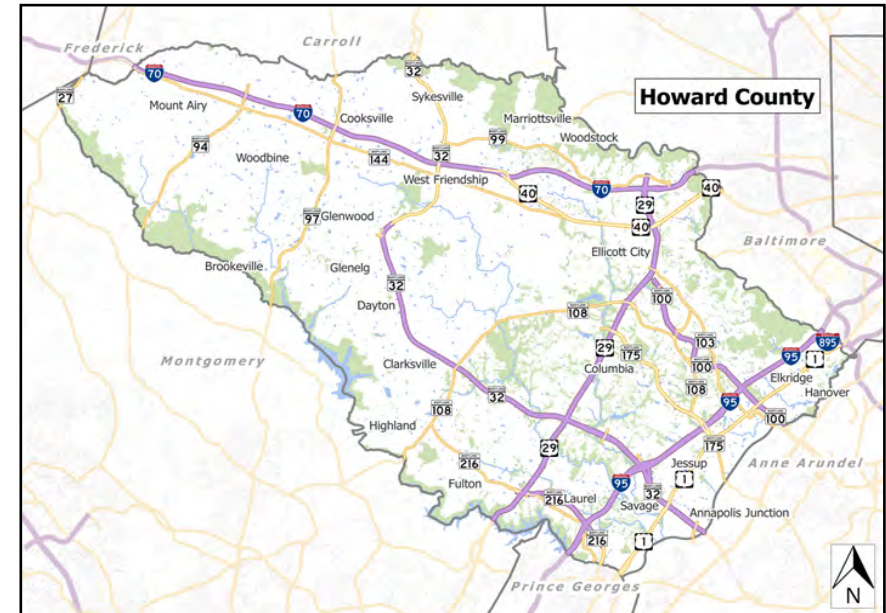
Project Schedule

FY22 - Finalize agreement and purchase land.

Operating Budget Impact

No Operating Impact

FY2022 Bonds - Annual Debt Service Payment	0
FY2022 Bonds - 20-Year Total Debt Service Payment	0
Total Project Bonds - Annual Debt Service Payment	305,419
Total Project Bonds - 20-Year Total Debt Service Payment	6,108,380



Fiscal 2022 Capital Budget

GENERAL COUNTY PROJECTS

Project: C0359-FY2019 TURF VALLEY SCHOOL SITE ACQUISITION

(In Thousands)	Five Year Capital Program									Master Plan				
	Prior Appr.	FY2022 Budget	Appr. Total	Fiscal 2023	Fiscal 2024	Fiscal 2025	Fiscal 2026	Fiscal 2027	Sub Total	Fiscal 2028	Fiscal 2029	Fiscal 2030	Fiscal 2031	Total Project
LAND ACQUISITION	4,000	2,000	6,000	0	0	0	0	0	0	0	0	0	0	6,000
Total Expenditures	4,000	2,000	6,000	0	0	0	0	0	0	0	0	0	0	6,000
BONDS	4,000	0	4,000	0	0	0	0	0	0	0	0	0	0	4,000
PAY AS YOU GO	0	2,000	2,000	0	0	0	0	0	0	0	0	0	0	2,000
Total Funding	4,000	2,000	6,000	0	0	0	0	0	0	0	0	0	0	6,000

\$30,065 spent and encumbered through February 2021

\$17,820 spent and encumbered through February 2020

Project Status FY2021 - Negotiations on multi-year agreement complete.

Appraisal of 12.25 acres of land in the Turf Valley area completed in 2017.

FY 2021 Budget	4,000	2,000	6,000	0	0	0	0	0	0	0	0	0		6,000
Difference 2021 / 2022	0	0	0	0	0	0	0	0	0	0	0	0	0	0

Fiscal 2022 Capital Budget

GENERAL COUNTY PROJECTS

Project: C0360-FY2019 REAL ESTATE PLANNING AND DESIGN

Description

This project will provide funding for expenses related to potential properties that become available and meet the future needs of the County to serve the public interest and no funded Capital Project exists. The project will also serve as a transfer source and to resolve other acquisition issues on projects that were closed or on those not funded by the Enterprise Fund. This shall include title and appraisal reports, surveys, environmental assessments, and all costs associated with and required for the acquisition of property.

Justification

This project will allow the County to best plan for potential purchases of parcels of land, real estate and properties that become available. Land resources are becoming rare and it is essential that the County have the ability for preliminary planning and consideration of the costs related to land parcels and properties before a new capital project is started. Also allows the ability for asset planning, master planning and to take advantage of unique opportunities for key locations and possibly prevent the future need for condemnation.

Remarks

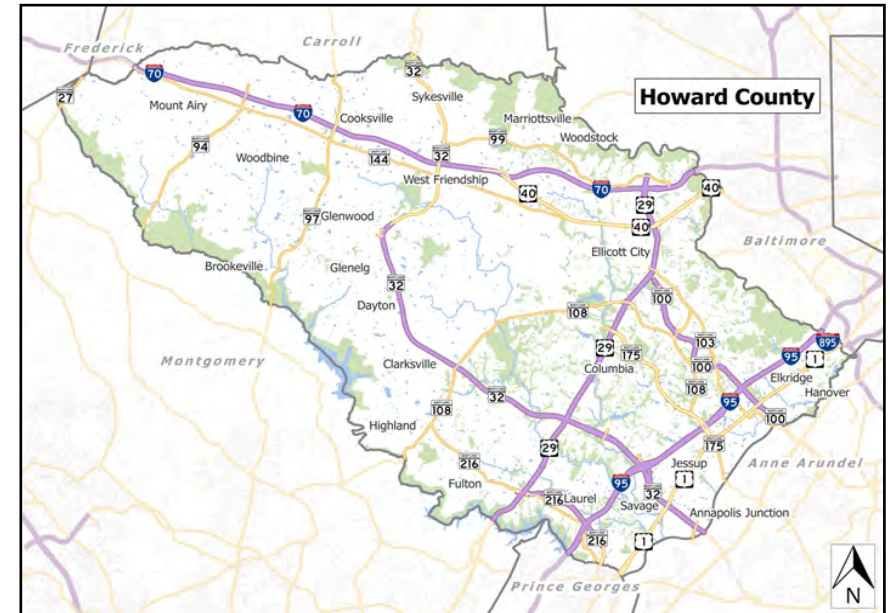
Project Schedule

Program

Operating Budget Impact

None

FY2022 Bonds - Annual Debt Service Payment	0
FY2022 Bonds - 20-Year Total Debt Service Payment	0
Total Project Bonds - Annual Debt Service Payment	129,803
Total Project Bonds - 20-Year Total Debt Service Payment	2,596,062



Explanation of Changes

None

Fiscal 2022 Capital Budget

GENERAL COUNTY PROJECTS

Project: C0360-FY2019 REAL ESTATE PLANNING AND DESIGN

(In Thousands)	Five Year Capital Program										Master Plan			
	Prior Appr.	FY2022 Budget	Appr. Total	Fiscal 2023	Fiscal 2024	Fiscal 2025	Fiscal 2026	Fiscal 2027	Sub Total	Fiscal 2028	Fiscal 2029	Fiscal 2030	Fiscal 2031	Total Project
PLANS & ENGINEERING	500	0	500	400	0	0	300	0	700	500	0	0	0	1,700
LAND ACQUISITION	0	0	0	0	0	0	0	0	0	0	0	0	0	0
Total Expenditures	500	0	500	400	0	0	300	0	700	500	0	0	0	1,700
BONDS	500	0	500	400	0	0	300	0	700	500	0	0	0	1,700
Total Funding	500	0	500	400	0	0	300	0	700	500	0	0	0	1,700

\$181,309 spent and encumbered through February 2021

\$114,605 spent and encumbered through February 2020

Project Status

FY 2021 Budget	500	500	1,000	500	500	500	500	500	2,500	500	0	0		4,000
Difference 2021 / 2022	0	(500)	(500)	(100)	(500)	(500)	(200)	(500)	(1,800)	0	0	0	0	(2,300)

Reduced request due to costs occurring over longer time period than anticipated.

Project: C0362-FY2019 GATEWAY INNOVATION CENTER RENOVATION

Description

A project for renovations of the Gateway Building located at 6751 Columbia Gateway Drive to facilitate the implementation of the Gateway Innovation Center.

Justification

As an initiative of the Economic Development Authority (EDA), renovations are necessary as the Maryland Center for Entrepreneurship (MCE) moves from the Dorsey Building to the Gateway Building, as an initial phase of the Innovation Center.

Remarks

OTHER SOURCES and OTHER GO represent general obligation bonds supported by fundraising and lease revenue generated from the operation of the MCE.

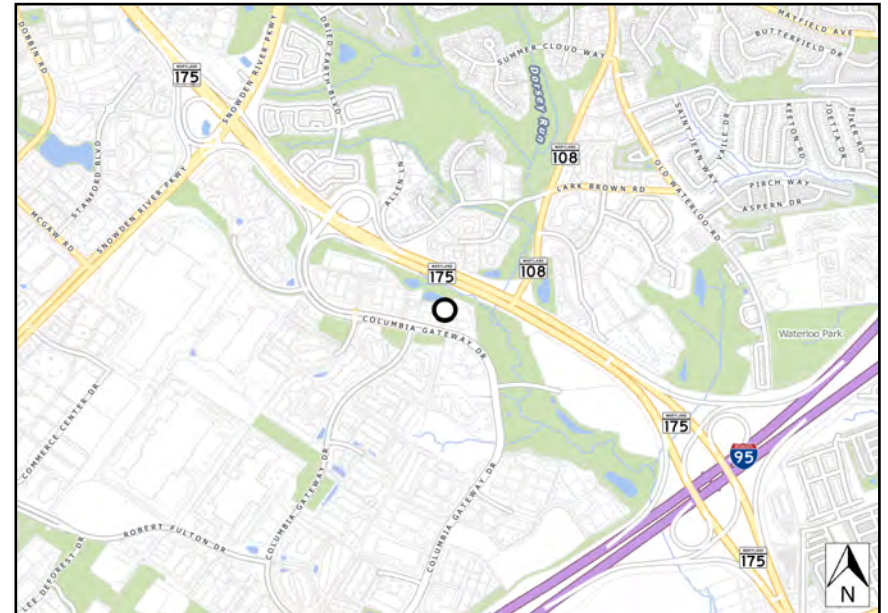
Project Schedule

FY22 - Final phase of renovations and equipment purchase. Project will enter the financial closeout process.

Operating Budget Impact

No Operating Impact

FY2022 Bonds - Annual Debt Service Payment	0
FY2022 Bonds - 20-Year Total Debt Service Payment	0
Total Project Bonds - Annual Debt Service Payment	76,355
Total Project Bonds - 20-Year Total Debt Service Payment	1,527,095



Fiscal 2022 Capital Budget

GENERAL COUNTY PROJECTS

Project: C0362-FY2019 GATEWAY INNOVATION CENTER RENOVATION

(In Thousands)	Five Year Capital Program										Master Plan			
	Prior Appr.	FY2022 Budget	Appr. Total	Fiscal 2023	Fiscal 2024	Fiscal 2025	Fiscal 2026	Fiscal 2027	Sub Total	Fiscal 2028	Fiscal 2029	Fiscal 2030	Fiscal 2031	Total Project
PLANS & ENGINEERING	200	0	200	0	0	0	0	0	0	0	0	0	0	200
CONSTRUCTION	3,800	0	3,800	0	0	0	0	0	0	0	0	0	0	3,800
Total Expenditures	4,000	0	4,000	0	0	0	0	0	0	0	0	0	0	4,000
OTHER SOURCES	3,000	0	3,000	0	0	0	0	0	0	0	0	0	0	3,000
Other GO	1,000	0	1,000	0	0	0	0	0	0	0	0	0	0	1,000
Total Funding	4,000	0	4,000	0	0	0	0	0	0	0	0	0	0	4,000

\$3,000,000 spent and encumbered through February 2021

\$3,000,000 spent and encumbered through February 2020

Project Status FY19 - Design|construction of building renovations.

FY20 - Complete first phase of construction and plan for any future demand.

FY21 - Final phase of renovations and equipment purchase.

FY 2021 Budget	4,000	0	4,000	0	0	0	0	0	0	0	0	0		4,000
Difference 2021 / 2022	0	0	0	0	0	0	0	0	0	0	0	0	0	0

Fiscal 2022 Capital Budget

GENERAL COUNTY PROJECTS

Project: C0363-FY2019 LINWOOD SCHOOL PARKING LOT

Description

A project to construct a parking lot adjacent to the Linwood School site located on Martha Bush Drive in Ellicott City.

Justification

This project will provide overflow parking for the Linwood school program staff and visitors. The shortage of parking on the school site has been driven by changes to staffing requirements by the State.

Remarks

1. OTHER revenue represents Linwood School contribution.
2. GRANT revenue represents state funding.
3. Required Public process and hearing with Planning board was held April 5, 2018.

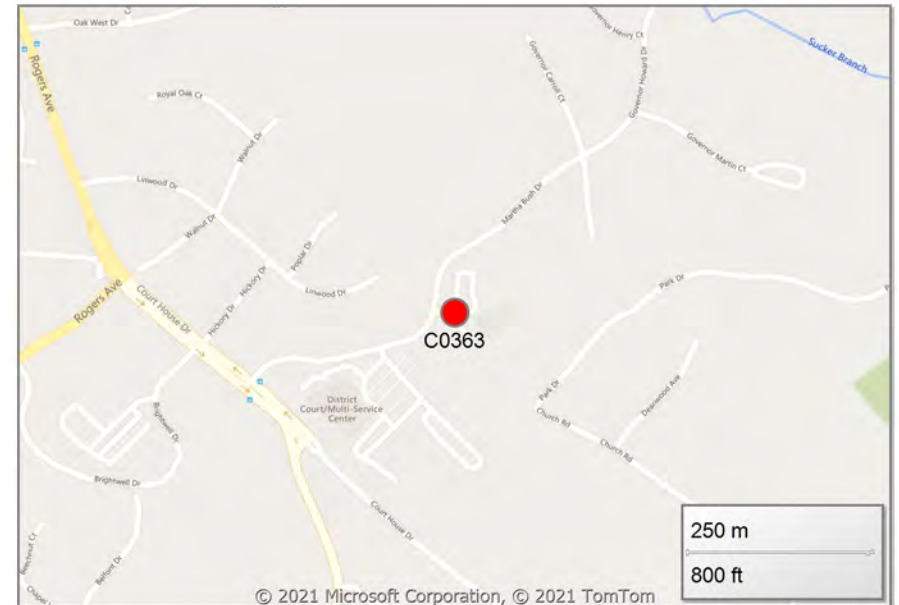
Project Schedule

FY22 - Construction of parking lot. Design is substantially complete. Working on utility relocations. Project is currently over budget and Linwood Center is evaluating alternative funding sources.

Operating Budget Impact

None

FY2022 Bonds - Annual Debt Service Payment	0
FY2022 Bonds - 20-Year Total Debt Service Payment	0
Total Project Bonds - Annual Debt Service Payment	7,635
Total Project Bonds - 20-Year Total Debt Service Payment	152,710



Explanation of Changes

None

Fiscal 2022 Capital Budget

GENERAL COUNTY PROJECTS

Project: C0363-FY2019 LINWOOD SCHOOL PARKING LOT

(In Thousands)	Five Year Capital Program										Master Plan			
	Prior Appr.	FY2022 Budget	Appr. Total	Fiscal 2023	Fiscal 2024	Fiscal 2025	Fiscal 2026	Fiscal 2027	Sub Total	Fiscal 2028	Fiscal 2029	Fiscal 2030	Fiscal 2031	Total Project
PLANS & ENGINEERING	50	0	50	0	0	0	0	0	0	0	0	0	0	50
CONSTRUCTION	250	0	250	0	0	0	0	0	0	0	0	0	0	250
Total Expenditures	300	0	300	0	0	0	0	0	0	0	0	0	0	300
BONDS	100	0	100	0	0	0	0	0	0	0	0	0	0	100
GRANTS	100	0	100	0	0	0	0	0	0	0	0	0	0	100
OTHER SOURCES	100	0	100	0	0	0	0	0	0	0	0	0	0	100
Total Funding	300	0	300	0	0	0	0	0	0	0	0	0	0	300

\$0 spent and encumbered through February 2021

\$0 spent and encumbered through February 2020

Project Status FY20|21 - Design and site work

FY 2021 Budget	300	0	300	0	0	0	0	0	0	0	0	0		300
Difference 2021 / 2022	0	0	0	0	0	0	0	0	0	0	0	0	0	0

None

Project: C0364-FY2021 NEW CULTURAL CENTER

Description

This project is to design and build a cultural art center in downtown Columbia.

Justification

The new cultural center is a significant component of the downtown Columbia plan, and will achieve the plan's vision for establishing a dynamic visual and performing arts environment in downtown Columbia.

Remarks

1. OTHER GO represents general obligation bonds supported by revenue generated from Department of Recreation and Parks programming and the second set-aside of downtown Columbia TIF incremental tax revenues.
2. GRANT represents State funding.
3. TIF bond funding for the NCC parking garage is included in C0319.

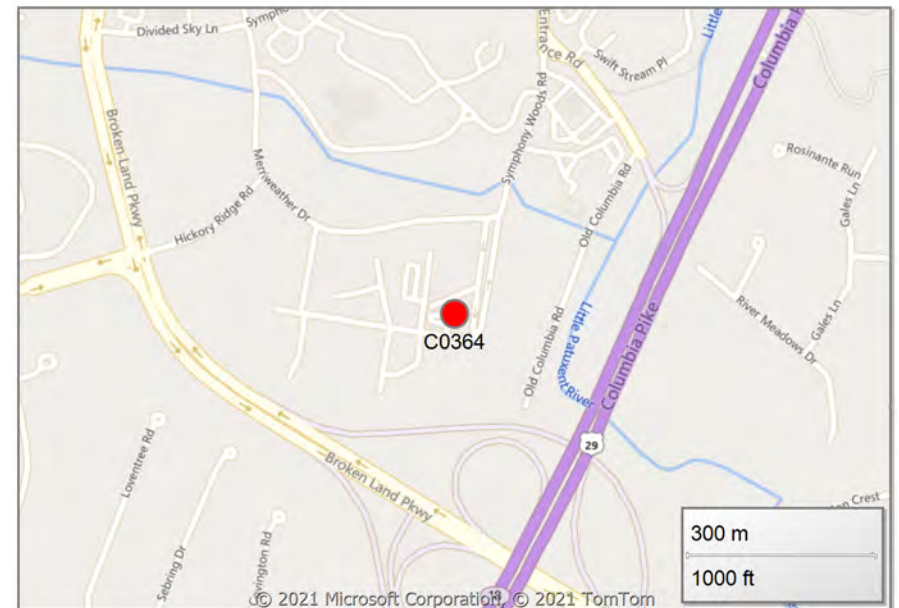
Project Schedule

- FY21-Complete design and start construction.
- FY22-FY23- Continue construction.
- FY24-Complete construction and open facility.

Operating Budget Impact

Beginning in FY24 DRP will require an annual operating budget appropriation in the projected initial amount of \$848,000. The costs will cover 6 full-time personnel (FTE), contractual services, supplies, and materials. Maintenance of Facilities, annual utility cost, services supplies and materials and 3 FTE will be \$3.4M.

FY2022 Bonds - Annual Debt Service Payment	0
FY2022 Bonds - 20-Year Total Debt Service Payment	0
Total Project Bonds - Annual Debt Service Payment	4,172,940
Total Project Bonds - 20-Year Total Debt Service Payment	83,458,803



Fiscal 2022 Capital Budget

GENERAL COUNTY PROJECTS

Project: C0364-FY2021 NEW CULTURAL CENTER

(In Thousands)	Five Year Capital Program									Master Plan				
	Prior Appr.	FY2022 Budget	Appr. Total	Fiscal 2023	Fiscal 2024	Fiscal 2025	Fiscal 2026	Fiscal 2027	Sub Total	Fiscal 2028	Fiscal 2029	Fiscal 2030	Fiscal 2031	Total Project
PLANS & ENGINEERING	1,500	0	1,500	0	0	0	0	0	0	0	0	0	0	1,500
CONSTRUCTION	54,652	0	54,652	0	0	0	0	0	0	0	0	0	0	54,652
Total Expenditures	56,152	0	56,152	0	0	0	0	0	0	0	0	0	0	56,152
DEVELOPER CONTRIBUTION	1,000	0	1,000	0	0	0	0	0	0	0	0	0	0	1,000
GRANTS	500	0	500	0	0	0	0	0	0	0	0	0	0	500
Other GO	54,652	0	54,652	0	0	0	0	0	0	0	0	0	0	54,652
Total Funding	56,152	0	56,152	0	0	0	0	0	0	0	0	0	0	56,152

\$0 spent and encumbered through February 2021

\$0 spent and encumbered through February 2020

Project Status

FY 2021 Budget	1,500	0	1,500	0	0	0	0	0	0	0	0	0		1,500
Difference 2021 / 2022	54,652	0	54,652	0	0	0	0	0	0	0	0	0	0	54,652

The prior appropriation was modified to reflect passage of TAOI -2021 which transferred \$54.652 million in Other GO to this project from C0214 Category Contingency Fund.

Fiscal 2022 Capital Budget

GENERAL COUNTY PROJECTS

Project: C0365 - SYSTEMIC FACILITY IMPROVEMENTS

Description

Project to maintain all county facilities managed by the Department of Public Works.

Justification

Building systems that exceeded their useful life, are inefficient or have deteriorated beyond maintenance standards. Upgrades, replacement or renovations necessary to support the evolving needs of the county.

Remarks

1. Upgrade and improve building infrastructure to meet current and new facility standards and requirements such as AV, IT, security and emergency generators.
2. New and existing office reconfigurations to meet staffing needs.
3. Renovations to Long Reach Village Center

Project Schedule

FY22 - Upgrade Animal Control HVAC, renovations of space vacated by department relocations, miscellaneous departmental requests, deferred maintenance, park restroom renovations.

FY23 - Miscellaneous departmental requests, deferred maintenance, Rockburn Park install sewer. Ridge Road generator upgrade.

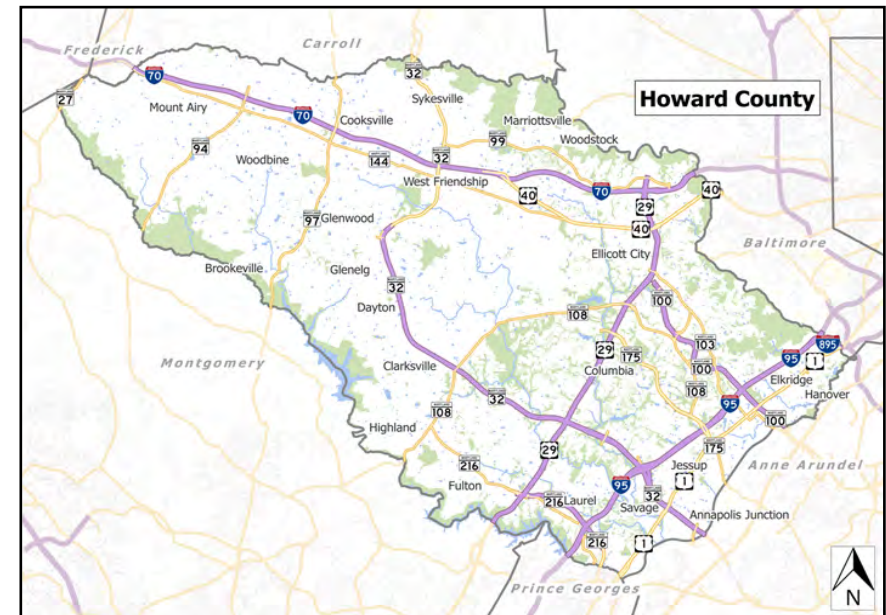
FY24 - Miscellaneous departmental requests, deferred maintenance, park restroom renovations. Miscellaneous security and generator upgrades.

FY25 - Miscellaneous departmental requests, deferred maintenance, miscellaneous security and generator upgrades.

Operating Budget Impact

Will provide future savings as a result of reduced maintenance and energy costs.

FY2022 Bonds - Annual Debt Service Payment	290,148
FY2022 Bonds - 20-Year Total Debt Service Payment	5,802,961
Total Project Bonds - Annual Debt Service Payment	2,116,554
Total Project Bonds - 20-Year Total Debt Service Payment	42,331,077



Fiscal 2022 Capital Budget

GENERAL COUNTY PROJECTS

Project: C0365 - SYSTEMIC FACILITY IMPROVEMENTS

(In Thousands)				Five Year Capital Program						Master Plan				
Appropriation Object Class	Prior Appr.	FY2022 Budget	Appr. Total	Fiscal 2023	Fiscal 2024	Fiscal 2025	Fiscal 2026	Fiscal 2027	Sub Total	Fiscal 2028	Fiscal 2029	Fiscal 2030	Fiscal 2031	Total Project
PLANS & ENGINEERING	0	393	393	470	283	264	283	283	1,583	0	0	0	0	1,976
CONSTRUCTION	0	3,290	3,290	4,133	4,400	4,350	4,400	4,400	21,683	0	0	0	0	24,973
ADMINISTRATION	0	117	117	117	117	186	117	117	654	0	0	0	0	771
Total Expenditures	0	3,800	3,800	4,720	4,800	4,800	4,800	4,800	23,920	0	0	0	0	27,720
BONDS	0	3,800	3,800	4,720	4,800	4,800	4,800	4,800	23,920	0	0	0	0	27,720
Total Funding	0	3,800	3,800	4,720	4,800	4,800	4,800	4,800	23,920	0	0	0	0	27,720

**\$0 spent and encumbered through February 2021
spent and encumbered through February 2020**

Project Status New Systemic Facility Improvements project number.

Difference 2021 / 2022	0	3,800	3,800	4,720	4,800	4,800	4,800	4,800	23,920	0	0	0	0	27,720
------------------------	---	-------	--------------	-------	-------	-------	-------	-------	---------------	---	---	---	---	---------------

This is a new Systemic Facility Improvement project; the previous Systemic project C0317 will be in close-out.

Project: C0366 - PUBLIC SAFETY TRAINING FACILITIES IMPROVEMENTS

Description

Project will make improvements determined by Public safety Master Plan, and as determined necessary for safety.

Justification

Firing Range: Continued operation of the range is essential to providing required certifications to the Police, Sheriff, and Department of Corrections. The current range was constructed to serve approximately half the number of sworn law enforcement present in Howard County. Demands currently exceed available capacity and present operational liabilities with potential for errant rounds to escape the current containment berm. As currently configured, the existing range provides basic training and certification ability. Proposed improvements will provide for dynamic, real world training scenarios.

Remarks

1. Firing Range: After concluding a master plan study for expansion of the Range, it is estimated that the expansion would cost between \$18-\$20 million. In lieu of expansion, safety modifications to the existing range are planned to extend its service life for the next 5-10 years. This includes an additional modular office trailer to provide stand-alone weapons cleaning facility.
2. In lieu of an expanded firing range, shared facility use with other jurisdictions will be pursued.

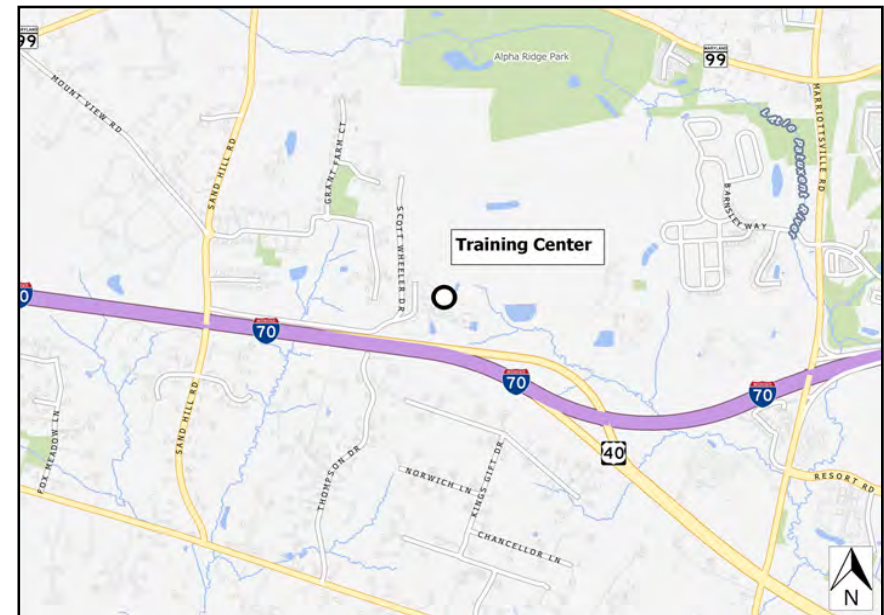
Project Schedule

FY22 - Complete construction of Firing Range safety modifications.

Operating Budget Impact

Minimal increase to annual utility, custodial, and operating costs upon completion are anticipated for the Firing Range.

FY2022 Bonds - Annual Debt Service Payment	118,732
FY2022 Bonds - 20-Year Total Debt Service Payment	2,374,633
Total Project Bonds - Annual Debt Service Payment	118,732
Total Project Bonds - 20-Year Total Debt Service Payment	2,374,633



Explanation of Changes

Expanded Firing Range project has been deferred due to budget constraints.

Fiscal 2022 Capital Budget

GENERAL COUNTY PROJECTS

Project: C0366 - PUBLIC SAFETY TRAINING FACILITIES IMPROVEMENTS

(In Thousands)				Five Year Capital Program						Master Plan				
Appropriation Object Class	Prior Appr.	FY2022 Budget	Appr. Total	Fiscal 2023	Fiscal 2024	Fiscal 2025	Fiscal 2026	Fiscal 2027	Sub Total	Fiscal 2028	Fiscal 2029	Fiscal 2030	Fiscal 2031	Total Project
CONSTRUCTION	0	1,450	1,450	0	0	0	0	0	0	0	0	0	0	1,450
ADMINISTRATION	0	75	75	0	0	0	0	0	0	0	0	0	0	75
EQUIPMENT & FURNISHINGS	0	30	30	0	0	0	0	0	0	0	0	0	0	30
Total Expenditures	0	1,555	1,555	0	0	0	0	0	0	0	0	0	0	1,555
BONDS	0	1,555	1,555	0	0	0	0	0	0	0	0	0	0	1,555
Total Funding	0	1,555	1,555	0	0	0	0	0	0	0	0	0	0	1,555

**\$0 spent and encumbered through February 2021
spent and encumbered through February 2020**

Project Status FY22 - This is a new project for Public Safety Training Facilities Improvements. design documents for construction of range safety improvements were completed under Capital Project C-0182. A study of lead contamination in the existing berm is under development.

Difference 2021 / 2022	0	1,555	1,555	0	0	0	0	0	0	0	0	0	0	1,555
------------------------	---	-------	--------------	---	---	---	---	---	----------	---	---	---	---	--------------

Howard County, MD
FY 2022 Executive Proposed Capital Budget
STORM DRAINAGE PROJECTS

Project Information	Funding Source	Prior Approp.	FY 2022	Total	FY 2023	FY 2024	FY 2025	FY 2026	FY 2027	Total
D1112-FY1997 DAVIS AVE AREA DRAINAGE IMPROVEMENTS This project is for the design and construction of storm drainage facilities in the area of Davis Avenue in North Laurel.	B	1,375	0	1,375	0	0	0	0	0	1,375
	O	257	0	257	0	0	0	0	0	257
	P	5	0	5	0	0	0	0	0	5
	Total	1,637	0	1,637	0	0	0	0	0	1,637
	<hr/>									
D1124-FY2007 DRAINAGE IMPROVEMENT PROGRAM A project for the design and construction of small to medium-sized drainage improvements requested by County residents and the Bureau of Highways.	B	3,075	550	3,625	0	250	0	550	0	4,425
	O	10	0	10	0	0	0	0	0	10
	P	250	0	250	0	0	0	0	0	250
	S	1,175	0	1,175	0	0	0	0	0	1,175
	Total	4,510	550	5,060	0	250	0	550	0	5,860
<hr/>										
D1125-FY2004 EMERGENCY STORM DRAIN RECONSTRUCTION A fund for Howard County to undertake construction or repairs to storm drainage facilities on an as-needed basis meeting the provisions of the County Code.	B	1,750	0	1,750	0	0	0	0	0	1,750
	G	148	0	148	0	0	0	0	0	148
	S	425	0	425	0	0	0	0	0	425
	Total	2,323	0	2,323	0	0	0	0	0	2,323
	<hr/>									
D1140-FY2005 PINE TREE GLEN COURT STORM DRAIN SYSTEM A project for the design and construction of a storm drain system along Pine Tree Road, Glen Court, and Guilford Road.	B	3,080	0	3,080	0	0	0	0	0	3,080
	S	240	0	240	0	0	0	0	0	240
	Total	3,320	0	3,320	0	0	0	0	0	3,320
	<hr/>									
D1148-FY2007 NPDES WATERSHED MANAGEMENT PROGRAM A project for permitting and implementing the requirements of the National Pollutant Discharge Elimination System (NPDES) to detect and reduce pollutants in stormwater system discharges and to perform studies related to storm water utility financing.	B	3,780	0	3,780	0	0	0	0	0	3,780
	O	0	300	300	300	300	0	0	0	900
	P	650	0	650	0	0	0	0	0	650
	R	2,290	0	2,290	0	0	0	0	0	2,290
	Total	6,720	300	7,020	300	300	0	0	0	7,620

Howard County, MD
FY 2022 Executive Proposed Capital Budget
STORM DRAINAGE PROJECTS

Project Information	Funding Source	Prior Approp.	FY 2022	Total	FY 2023	FY 2024	FY 2025	FY 2026	FY 2027	Total
D1150-FY2005 HIGH RIDGE DRAINAGE	B	2,135	0	2,135	0	0	0	0	0	2,135
A project to design and construct storm drain improvements in the High Ridge area including, but not limited to: Old Scaggsville Road, Naylor Avenue, Hughes Avenue, Robinson Boulevard, Gross Avenue, Bryant Avenue, Grant Avenue, and Lyon Avenue.	Total	2,135	0	2,135	0	0	0	0	0	2,135
D1155-FY2006 LINCOLN DRIVE at CEDAR VIL PARK DRAINAGE	B	1,985	0	1,985	0	0	0	0	0	1,985
There is an inadequate drainage system to carry the runoff from the park side of the road to the outfall side of Lincoln Drive.	Total	1,985	0	1,985	0	0	0	0	0	1,985
D1158-FY2008 WATERSHED MANAGEMENT CONSTRUCTION	B	10,795	0	10,795	0	0	0	0	0	10,795
This project is for design and construction of stormwater facility improvements.	D	200	0	200	0	0	0	0	0	200
	G	12,397	0	12,397	0	0	0	0	0	12,397
	O	10,100	0	10,100	0	0	0	0	0	10,100
	P	1,000	0	1,000	0	0	0	0	0	1,000
	R	13,617	0	13,617	0	0	0	0	0	13,617
	S	850	0	850	0	0	0	0	0	850
	W	1,646	0	1,646	0	0	0	0	0	1,646
	Total	50,605	0	50,605	0	0	0	0	0	0
D1159-FY2007 STORMWATER MANAGEMENT FACILITY RECONSTRUC	B	15,690	0	15,690	0	0	0	0	0	15,690
A fund for Howard County to undertake construction or repairs to stormwater management on an as-needed basis meeting the provisions of the County Code.	G	200	0	200	0	0	0	0	0	200
	O	400	0	400	0	0	0	0	0	400
	R	18,350	0	18,350	0	0	0	0	0	18,350
	Total	34,640	0	34,640	0	0	0	0	0	34,640

Howard County, MD
FY 2022 Executive Proposed Capital Budget
STORM DRAINAGE PROJECTS

Project Information	Funding Source	Prior Approp.	FY 2022	Total	FY 2023	FY 2024	FY 2025	FY 2026	FY 2027	Total
D1160-FY2010 STORMWATER MANAGEMENT RETROFITS	B	6,890	0	6,890	0	0	0	0	0	6,890
A project for the retrofit of stormwater management facilities to include water quality management.	G	4,495	0	4,495	0	0	0	0	0	4,495
	O	4,750	0	4,750	0	0	0	0	0	4,750
	R	4,900	0	4,900	0	0	0	0	0	4,900
	Total	21,035	0	21,035	0	0	0	0	0	21,035
D1161-FY2019 SHAFFERSVILLE ROAD CULVERT REPLACEMENT	B	250	0	250	0	0	900	0	0	1,150
A project to replace the existing culverts on Shaffersville Road (between Florence Road and Shaffers Mill Road) and on Shaffers Mill Road between Shaffersville Road and Florence Road.	Total	250	0	250	0	0	900	0	0	1,150
D1164-FY2013 COMMUNITY ENVIRONMENTAL PARTNERSHIPS	B	50	0	50	0	0	0	0	0	50
This project is for design and construction of Environmental Site Design (ESD) small scale storm water facilities.	O	0	400	400	400	400	0	0	0	1,200
	P	1,400	0	1,400	0	0	0	0	0	1,400
	R	3,250	0	3,250	0	0	0	0	0	3,250
	Total	4,700	400	5,100	400	400	0	0	0	5,900
D1165-FY2013 FLOOD MITIGATION and STORMWATER/WATERWAY ENHANCEMENT	B	4,200	0	4,200	0	0	0	0	0	4,200
This project is for the study, design, and construction of flood mitigation and stormwater/waterway enhancement efforts in downtown Ellicott City.	G	6,787	0	6,787	0	0	0	0	0	6,787
	O	5,400	0	5,400	0	0	0	0	0	5,400
	P	2,475	0	2,475	0	0	0	0	0	2,475
	R	2,400	0	2,400	0	0	0	0	0	2,400
	Total	21,262	0	21,262	0	0	0	0	0	21,262
D1168-FY2015 MORGAN WOODBINE ROAD SLOPE STABILIZATION	B	225	0	225	0	0	0	0	700	925
A project to design and construct stabilization of the roadway embankment of Morgan Woodbine Road adjacent to the South Branch of the Patapsco River.	Total	225	0	225	0	0	0	0	700	925

Howard County, MD
FY 2022 Executive Proposed Capital Budget
STORM DRAINAGE PROJECTS

Project Information	Funding Source	Prior Approp.	FY 2022	Total	FY 2023	FY 2024	FY 2025	FY 2026	FY 2027	Total
D1169-FY2016 STORM DRAIN CULVERT REPLACEMENT PROGRAM	B	5,100	2,250	7,350	2,250	2,250	2,100	2,350	2,300	18,600
	Total	5,100	2,250	7,350	2,250	2,250	2,100	2,350	2,300	18,600
This program will provide for the repair and replacement of failed storm drain pipes and culverts.										
D1174-FY2016 SPRING GLEN DRAINAGE IMPROVEMENTS	B	515	0	515	0	0	0	0	0	515
	Total	515	0	515	0	0	0	0	0	515
A project to design and construct drainage improvements in the Spring Glen Community including but not limited to: Ivy Spring Road and Cross Ivy Road.										
D1175-FY-2018 VALLEY MEDE/CHATHAM FLOOD MITIGATION	B	3,500	700	4,200	0	0	0	0	0	4,200
	O	2,900	0	2,900	0	0	0	0	0	2,900
	Total	6,400	700	7,100	0	0	0	0	0	7,100
This project is for the study, design and construction of flood mitigation and stormwater waterway improvement efforts in the Valley Mede and Chatham subwatersheds.										
D1176-WATERSHED MANAGEMENT CONSTRUCTION	G	2,000	1,800	3,800	1,000	1,000	1,000	0	0	6,800
	O	4,300	2,200	6,500	2,200	1,000	200	0	0	9,900
	R	1,200	0	1,200	0	0	0	0	0	1,200
	Total	7,500	4,000	11,500	3,200	2,000	1,200	0	0	17,900
This project is for design and construction of stormwater facility improvements.										
D1177-STORMWATER MANAGEMENT FACILITY RECONSTRUCTION	B	200	0	200	0	0	0	0	0	200
	G	0	1,500	1,500	0	0	0	0	0	1,500
	O	6,100	7,600	13,700	7,000	4,600	1,500	0	0	26,800
	R	5,000	0	5,000	0	0	0	0	0	5,000
	Total	11,300	9,100	20,400	7,000	4,600	1,500	0	0	33,500
A fund for Howard County to undertake construction or repairs to stormwater management on an as-needed basis meeting the provisions of the County Code.										
D1178-STORMWATER MANAGEMENT RETROFITS	B	0	0	0	1,100	1,100	1,100	1,100	1,100	5,500
	O	2,700	0	2,700	0	0	0	0	0	2,700
	Total	2,700	0	2,700	1,100	1,100	1,100	1,100	1,100	8,200
A project for the retrofit of stormwater management facilities to include water quality management.										

Howard County, MD
FY 2022 Executive Proposed Capital Budget
STORM DRAINAGE PROJECTS

Project Information	Funding Source	Prior Approp.	FY 2022	Total	FY 2023	FY 2024	FY 2025	FY 2026	FY 2027	Total
D1179-FY2020 COURTHOUSE DRIVE CULVERT AND SLOPE REPAIR A project to repair culvert, slope and roadway at existing 36-inch diameter culvert crossing on Courthouse Drive (1,200 LF east of Ellicott Mills Drive).	B	150	0	150	0	0	0	0	0	150
	Total	150	0	150	0	0	0	0	0	150
D1180 - FY2021 TIBER WATERSHED IMPROVEMENTS A project for the design and construction of varying sized drainage and stormwater management projects within the Tiber Watershed.	B	500	0	500	0	500	0	0	0	1,000
	Total	500	0	500	0	500	0	0	0	1,000
D1181 - FY2021 PLUM TREE WATERSHED IMPROVEMENTS A project for the design and construction of varying sized drainage and stormwater management projects within the Plum Tree Watershed.	B	400	0	400	400	0	0	0	0	800
	Total	400	0	400	400	0	0	0	0	800
D1182-FY2021 ORCHARD RIDGE DRAINAGE IMPROVEMENTS This project is for the design and construction of drainage and stormwater management improvements in the Orchard Ridge community.	B	575	500	1,075	350	0	0	0	0	1,425
	Total	575	500	1,075	350	0	0	0	0	1,425
STORM DRAINAGE PROJECTS Total		190,487	17,800	208,287	15,000	11,400	6,800	4,000	4,100	249,587

Howard County, MD
FY 2022 Executive Proposed Capital Budget (\$000)
STORM DRAINAGE PROJECTS

	Revenue Source	Prior Total	Current FY	Appropriation Total
B	BONDS	66,220	4,000	70,220
D	DEVELOPER CONTRIBUTION	200	0	200
G	GRANTS	26,027	3,300	29,327
O	OTHER SOURCES	36,917	10,500	47,417
P	PAY AS YOU GO	5,780	0	5,780
S	STORM DRAINAGE FUND	2,690	0	2,690
R	STORMWATER UTILITY FUNDING	51,007	0	51,007
W	WATER QUALITY STATE OR FED LOAN	1,646	0	1,646
Total		190,487	17,800	208,287

Howard County, MD
FY 2022 Executive Proposed 5 Year Capital Budget Project Type Summary
STORM DRAINAGE PROJECTS

Revenue Source		Prior Approp	Current FY	2023	2024	2025	2026	2027	Total
B	BONDS	66,220	4,000	4,100	4,100	4,100	4,000	4,100	90,620
D	DEVELOPER CONTRIBUTION	200	0	0	0	0	0	0	200
G	GRANTS	26,027	3,300	1,000	1,000	1,000	0	0	32,327
O	OTHER SOURCES	36,917	10,500	9,900	6,300	1,700	0	0	65,317
P	PAY AS YOU GO	5,780	0	0	0	0	0	0	5,780
R	STORMWATER UTILITY FUNDING	51,007	0	0	0	0	0	0	51,007
S	STORM DRAINAGE FUND	2,690	0	0	0	0	0	0	2,690
W	WATER QUALITY STATE OR FED LOAN	1,646	0	0	0	0	0	0	1,646
Total		190,487	17,800	15,000	11,400	6,800	4,000	4,100	249,587

Project: D1112-FY1997 DAVIS AVE AREA DRAINAGE IMPROVEMENTS

Description

This project is for the design and construction of storm drainage facilities in the area of Davis Avenue in North Laurel.

Justification

The existing storm drainage system is inadequate. Parts of the area were developed prior to the requirements for adequate storm drains and stormwater management facilities. Improvements will reduce flooding for Midway Village community downstream.

Remarks

1. A stormwater management pond has been built (Phase I). A storm drainage system and pond retrofit (Phase II) will be built.
2. OTHER funds are from County share of race track money.
3. The County has reached an agreement with the developer to construct the County storm drain improvements.

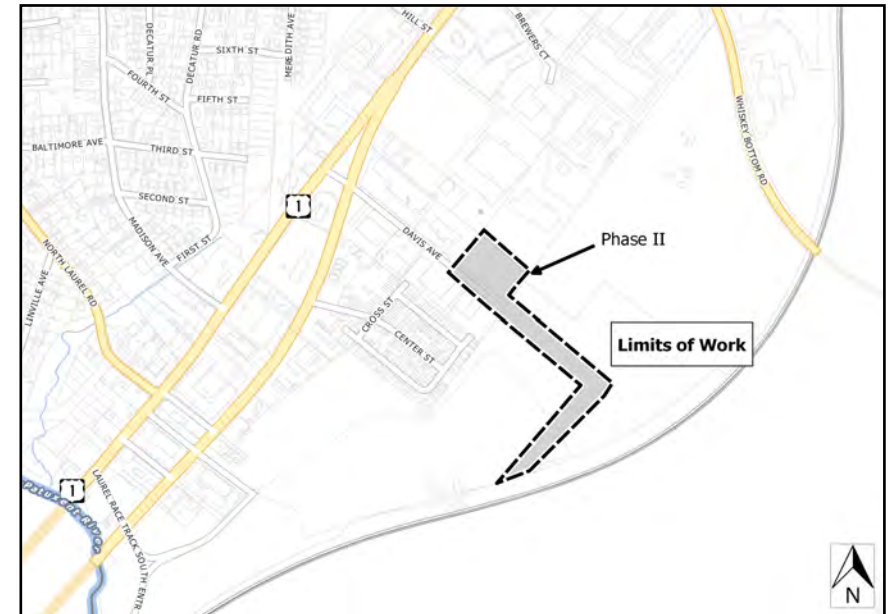
Project Schedule

FY22 - CLOSE

Operating Budget Impact

Estimated annual maintenance costs upon completion: Decrease.

FY2022 Bonds - Annual Debt Service Payment	0
FY2022 Bonds - 20-Year Total Debt Service Payment	0
Total Project Bonds - Annual Debt Service Payment	104,988
Total Project Bonds - 20-Year Total Debt Service Payment	2,099,756



Fiscal 2022 Capital Budget

STORM DRAINAGE PROJECTS

Project: D1112-FY1997 DAVIS AVE AREA DRAINAGE IMPROVEMENTS

(In Thousands)	Five Year Capital Program										Master Plan			
	Prior Appr.	FY2022 Budget	Appr. Total	Fiscal 2023	Fiscal 2024	Fiscal 2025	Fiscal 2026	Fiscal 2027	Sub Total	Fiscal 2028	Fiscal 2029	Fiscal 2030	Fiscal 2031	Total Project
PLANS & ENGINEERING	190	0	190	0	0	0	0	0	0	0	0	0	0	190
LAND ACQUISITION	115	0	115	0	0	0	0	0	0	0	0	0	0	115
CONSTRUCTION	1,330	0	1,330	0	0	0	0	0	0	0	0	0	0	1,330
ADMINISTRATION	2	0	2	0	0	0	0	0	0	0	0	0	0	2
Total Expenditures	1,637	0	1,637	0	0	0	0	0	0	0	0	0	0	1,637
BONDS	1,375	0	1,375	0	0	0	0	0	0	0	0	0	0	1,375
OTHER SOURCES	257	0	257	0	0	0	0	0	0	0	0	0	0	257
PAY AS YOU GO	5	0	5	0	0	0	0	0	0	0	0	0	0	5
Total Funding	1,637	0	1,637	0	0	0	0	0	0	0	0	0	0	1,637

\$1,493,069 spent and encumbered through February 2021

\$883,933 spent and encumbered through February 2020

Project Status FY21 - Construction complete and project in the financial closeout process.

FY 2021 Budget	1,637	0	1,637	0	0	0	0	0	0	0	0	0		1,637
Difference 2021 / 2022	0	0	0	0	0	0	0	0	0	0	0	0	0	0

None.

Fiscal 2022 Capital Budget

STORM DRAINAGE PROJECTS

Project: D1124-FY2007 DRAINAGE IMPROVEMENT PROGRAM

Description

A project for the design and construction of small to medium-sized drainage improvements requested by County residents and the Bureau of Highways.

Justification

Create improved drainage to safely convey surface runoff, to stop flow onto residential properties or to protect the traveled way.

Remarks

1. SDFUND represents Storm Drainage developer contributions derived as a result of 16.133e of the County Code.
2. Construction of some projects may be dependent upon donation of the necessary easements and-or resident cost share participation.
3. After initial investigation, projects over \$250,000 in construction costs may be split out as a separate Capital Project.
4. OTHER funds are resident cost share.
5. Prior to FY20, project included assistance with debris removal and assessment of flood mitigation opportunities in the Allview area.
6. Funding request represents program advancement.

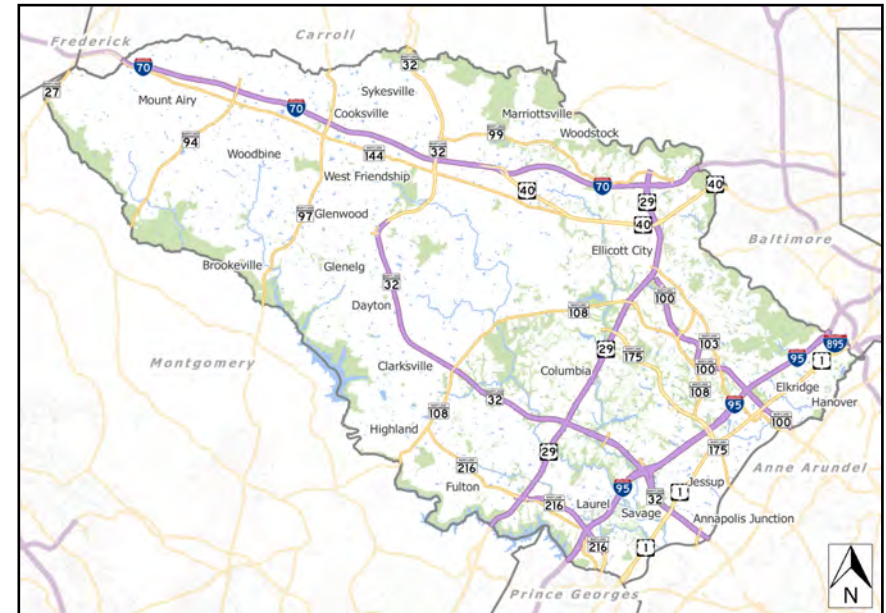
Project Schedule

Program

Operating Budget Impact

Estimated annual maintenance costs upon completion: Decrease.

FY2022 Bonds - Annual Debt Service Payment	41,995
FY2022 Bonds - 20-Year Total Debt Service Payment	839,902
Total Project Bonds - Annual Debt Service Payment	337,870
Total Project Bonds - 20-Year Total Debt Service Payment	6,757,396



Explanation of Changes

Cost decrease reflects programming actual projects in out years.

Fiscal 2022 Capital Budget

STORM DRAINAGE PROJECTS

Project: D1124-FY2007 DRAINAGE IMPROVEMENT PROGRAM

(In Thousands)	Five Year Capital Program									Master Plan				
	Prior Appr.	FY2022 Budget	Appr. Total	Fiscal 2023	Fiscal 2024	Fiscal 2025	Fiscal 2026	Fiscal 2027	Sub Total	Fiscal 2028	Fiscal 2029	Fiscal 2030	Fiscal 2031	Total Project
PLANS & ENGINEERING	1,555	120	1,675	0	40	0	120	0	160	0	0	0	0	1,835
LAND ACQUISITION	195	20	215	0	10	0	20	0	30	0	0	0	0	245
CONSTRUCTION	2,750	410	3,160	0	200	0	410	0	610	0	0	0	0	3,770
ADMINISTRATION	10	0	10	0	0	0	0	0	0	0	0	0	0	10
Total Expenditures	4,510	550	5,060	0	250	0	550	0	800	0	0	0	0	5,860
BONDS	3,075	550	3,625	0	250	0	550	0	800	0	0	0	0	4,425
OTHER SOURCES	10	0	10	0	0	0	0	0	0	0	0	0	0	10
PAY AS YOU GO	250	0	250	0	0	0	0	0	0	0	0	0	0	250
STORM DRAINAGE FUND	1,175	0	1,175	0	0	0	0	0	0	0	0	0	0	1,175
Total Funding	4,510	550	5,060	0	250	0	550	0	800	0	0	0	0	5,860

\$3,376,460 spent and encumbered through February 2021

\$3,364,023 spent and encumbered through February 2020

Project Status FY21 - There are several requests waiting to be started and will be addressed in turn as other work is completed.

Investigation underway: Sylvan Lane (N. of Church Rd), Hyla Brook, 11000 blk Triadelphia Rd.

Investigation complete: Watch Chain Way, Hale Haven improvements, Lime Kiln Rd Culvert, Gudel Drive, Windermere, Walker Drive, Deerfield, Harriett Tubman

Design and/or Land acquisition in progress: Globe Drive improvements, 7300 block of Montgomery Road easement.

Construction complete: Woodside Court, Fels Lane, Ordway Drive, Frederick Rd Slope, Maple Rock Drive, Frederick Road slope, US 40 Landscaping, Little Patuxent and Allview Debris Removal, Cradlerock Way channel wall, Abel St (Phase I and 2), Montgomery Road, Patuxent Range Road, Beechfield Avenue.

FY 2021 Budget	4,510	675	5,185	0	675	0	675	0	1,350	0	0	0		6,535
Difference 2021 / 2022	0	(125)	(125)	0	(425)	0	(125)	0	(550)	0	0	0	0	(675)

Fiscal 2022 Capital Budget

STORM DRAINAGE PROJECTS

Project: D1125-FY2004 EMERGENCY STORM DRAIN RECONSTRUCTION

Description

A fund for Howard County to undertake construction or repairs to storm drainage facilities on an as-needed basis meeting the provisions of the County Code. This program is envisioned to provide rapid assistance in emergency situations.

Justification

Howard County Code Subtitle 5, Section 18.500, which mandated extensive County involvement in storm drainage.

Remarks

1. Construction of some projects may be dependent on donation of necessary easements and-or resident cost share participation.
2. SDFUND represents Storm Drainage developer contributions derived as a result of 16.133e of the County Code.
3. GRANT represents anticipated FEMA funding for Ellicott City.

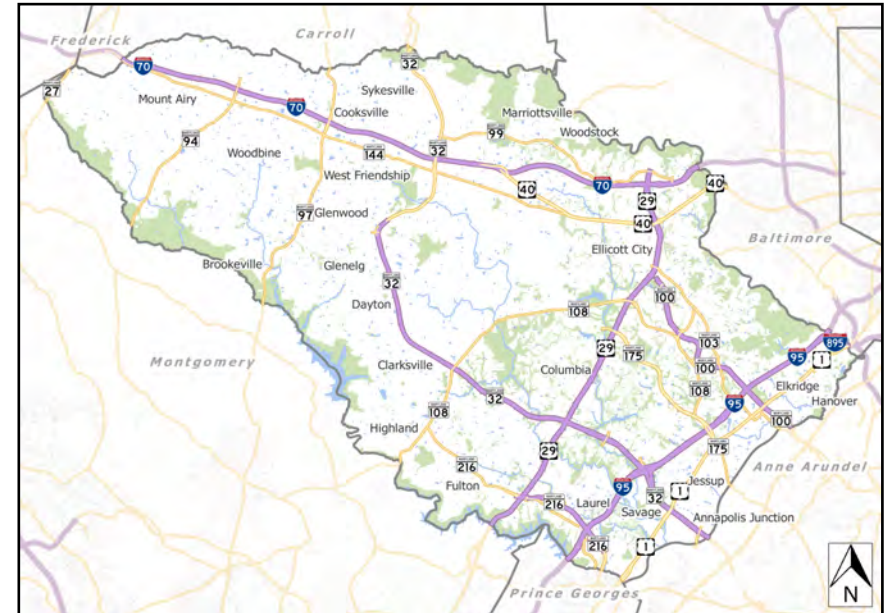
Project Schedule

Program

Operating Budget Impact

Estimated annual maintenance costs upon completion: Decrease.

FY2022 Bonds - Annual Debt Service Payment	0
FY2022 Bonds - 20-Year Total Debt Service Payment	0
Total Project Bonds - Annual Debt Service Payment	133,621
Total Project Bonds - 20-Year Total Debt Service Payment	2,672,416



Fiscal 2022 Capital Budget

STORM DRAINAGE PROJECTS

Project: D1125-FY2004 EMERGENCY STORM DRAIN RECONSTRUCTION

(In Thousands)	Five Year Capital Program										Master Plan			
	Prior Appr.	FY2022 Budget	Appr. Total	Fiscal 2023	Fiscal 2024	Fiscal 2025	Fiscal 2026	Fiscal 2027	Sub Total	Fiscal 2028	Fiscal 2029	Fiscal 2030	Fiscal 2031	Total Project
PLANS & ENGINEERING	330	0	330	0	0	0	0	0	0	0	0	0	0	330
LAND ACQUISITION	90	0	90	0	0	0	0	0	0	0	0	0	0	90
CONSTRUCTION	1,878	0	1,878	0	0	0	0	0	0	0	0	0	0	1,878
ADMINISTRATION	25	0	25	0	0	0	0	0	0	0	0	0	0	25
Total Expenditures	2,323	0	2,323	0	0	0	0	0	0	0	0	0	0	2,323
BONDS	1,750	0	1,750	0	0	0	0	0	0	0	0	0	0	1,750
GRANTS	148	0	148	0	0	0	0	0	0	0	0	0	0	148
STORM DRAINAGE FUND	425	0	425	0	0	0	0	0	0	0	0	0	0	425
Total Funding	2,323	0	2,323	0	0	0	0	0	0	0	0	0	0	2,323

\$1,403,504 spent and encumbered through February 2021

\$1,335,891 spent and encumbered through February 2020

Project Status FY21 - Projects being addressed as needed.

Study Complete: Columbia Gateway pipes, Red Clover.

Construction Complete: Hidden Hollow Ct storm drain (SD), Walter Scott Way SD, Willow Brook Way sinkhole repair, Brightfield Road SD repairs, Henryton Rd. emergency repairs, Ellicott City emergency SD repairs, Hobbits Glen SD, Dorsey Run Tributary SD, Patuxent Range Rd. (Phase 1 and 2), Great Oaks outfall, New Country Lane outfall, Folly Quarter Rd. culvert, Sewall Ave., Danmark Dr., Golden Star Pl., Greenwood Pl.

FY 2021 Budget	2,323	0	2,323	0	0	0	0	0	0	0	0	0		2,323
Difference 2021 / 2022	0	0	0	0	0	0	0	0	0	0	0	0	0	0

Project: D1140-FY2005 PINE TREE GLEN COURT STORM DRAIN SYSTEM

Description

A project for the design and construction of a storm drain system along Pine Tree Road, Glen Court, and Guilford Road.

Justification

Currently surface runoff is picked up by roadside ditches which have little grade and water stagnates in them. During heavy storms, the residents experience flooding. This work is requested by the residents and recommended by the Bureau of Highways.

Remarks

1. Construction project may be dependent on donation of necessary easements and/or resident cost share participation.
2. Project to be coordinated with Phase I of K5040 - south side of Guilford Road.

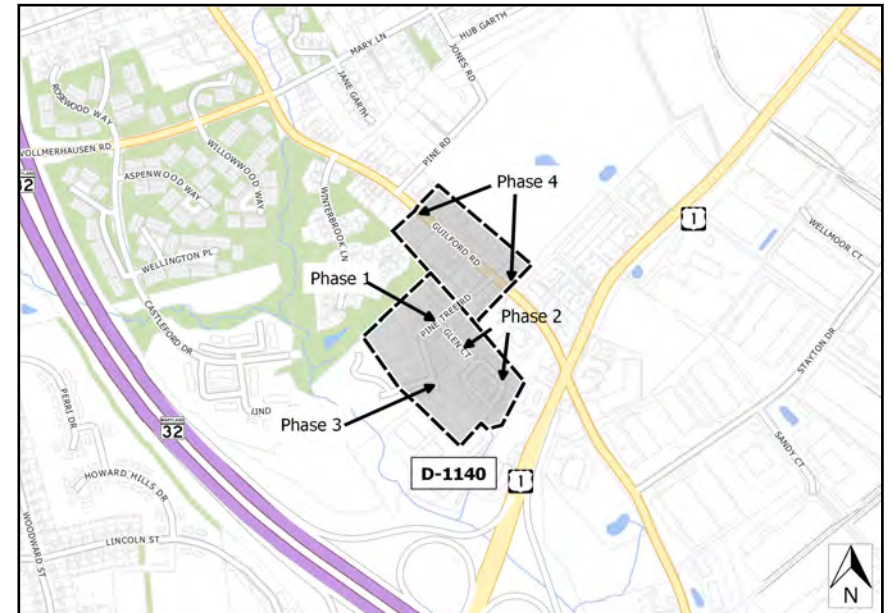
Project Schedule

FY22 - Land Acquisition and Construction of Phase 4, North side of Guilford Rd.
 FY23 - Close

Operating Budget Impact

Estimated annual maintenance costs upon completion: Decrease.

FY2022 Bonds - Annual Debt Service Payment	0
FY2022 Bonds - 20-Year Total Debt Service Payment	0
Total Project Bonds - Annual Debt Service Payment	235,173
Total Project Bonds - 20-Year Total Debt Service Payment	4,703,453



Fiscal 2022 Capital Budget

STORM DRAINAGE PROJECTS

Project: D1140-FY2005 PINE TREE GLEN COURT STORM DRAIN SYSTEM

(In Thousands)	Five Year Capital Program										Master Plan			
	Prior Appr.	FY2022 Budget	Appr. Total	Fiscal 2023	Fiscal 2024	Fiscal 2025	Fiscal 2026	Fiscal 2027	Sub Total	Fiscal 2028	Fiscal 2029	Fiscal 2030	Fiscal 2031	Total Project
PLANS & ENGINEERING	615	0	615	0	0	0	0	0	0	0	0	0	0	615
LAND ACQUISITION	235	0	235	0	0	0	0	0	0	0	0	0	0	235
CONSTRUCTION	2,465	0	2,465	0	0	0	0	0	0	0	0	0	0	2,465
ADMINISTRATION	5	0	5	0	0	0	0	0	0	0	0	0	0	5
Total Expenditures	3,320	0	3,320	0	0	0	0	0	0	0	0	0	0	3,320
BONDS	3,080	0	3,080	0	0	0	0	0	0	0	0	0	0	3,080
STORM DRAINAGE FUND	240	0	240	0	0	0	0	0	0	0	0	0	0	240
Total Funding	3,320	0	3,320	0	0	0	0	0	0	0	0	0	0	3,320

\$2,681,471 spent and encumbered through February 2021

\$2,681,471 spent and encumbered through February 2020

Project Status FY21 - Design complete for Phase 4, north side. Land acquisition needed for (4) properties.

FY 2021 Budget	3,320	0	3,320	0	0	0	0	0	0	0	0	0		3,320
Difference 2021 / 2022	0	0	0	0	0	0	0	0	0	0	0	0	0	0

None.

Project: D1148-FY2007 NPDES WATERSHED MANAGEMENT PROGRAM

Description

A project for permitting and implementing the requirements of the National Pollutant Discharge Elimination System (NPDES) to detect and reduce pollutants in stormwater system discharges and to perform studies related to storm water utility financing.

Justification

This project is necessary to comply with the Federal Government's Clean Water Act.

Remarks

1. This project replaces Capital Project D1115.
2. A five-year renewal NPDES permit was issued by MDE in June 2005.
3. The County was issued a new five-year permit on December 18, 2014.
4. OTHER funding represents - A portion of funding generated from legislation CB-8 & CR21 for stormwater utility funding, known as Watershed Protection and Restoration fund.

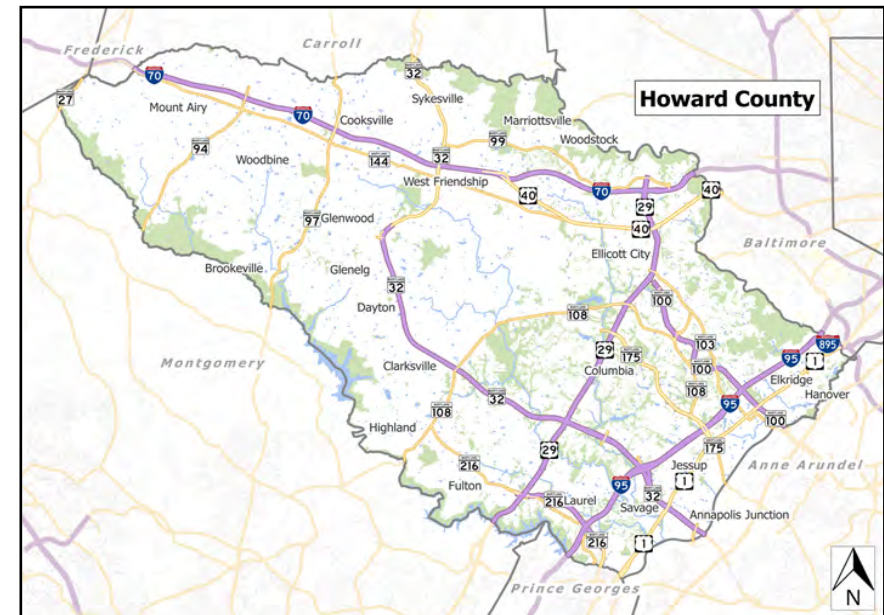
Project Schedule

FY22 - Perform work to assess and address Total Maximum Daily Loads (TMDL) and Watershed Implementation Plan (WIP) requirements to meet NPDES permit conditions.
 Continue database development for NPDES reporting requirements.
 Prepare documentation necessary to apply for next permit.
 Perform PCB and bacteria monitoring to address TMDL requirements.

Operating Budget Impact

No Operating Impact

FY2022 Bonds - Annual Debt Service Payment	0
FY2022 Bonds - 20-Year Total Debt Service Payment	0
Total Project Bonds - Annual Debt Service Payment	288,621
Total Project Bonds - 20-Year Total Debt Service Payment	5,772,420



Explanation of Changes

Cost increase reflects additional effort to address permit conditions.

Fiscal 2022 Capital Budget

STORM DRAINAGE PROJECTS

Project: D1148-FY2007 NPDES WATERSHED MANAGEMENT PROGRAM

(In Thousands)	Five Year Capital Program										Master Plan			
	Prior Appr.	FY2022 Budget	Appr. Total	Fiscal 2023	Fiscal 2024	Fiscal 2025	Fiscal 2026	Fiscal 2027	Sub Total	Fiscal 2028	Fiscal 2029	Fiscal 2030	Fiscal 2031	Total Project
PLANS & ENGINEERING	6,720	300	7,020	300	300	0	0	0	600	0	0	0	0	7,620
CONSTRUCTION	0	0	0	0	0	0	0	0	0	0	0	0	0	0
Total Expenditures	6,720	300	7,020	300	300	0	0	0	600	0	0	0	0	7,620
BONDS	3,780	0	3,780	0	0	0	0	0	0	0	0	0	0	3,780
OTHER SOURCES	0	300	300	300	300	0	0	0	600	0	0	0	0	900
PAY AS YOU GO	650	0	650	0	0	0	0	0	0	0	0	0	0	650
STORMWATER UTILITY FUNDING	2,290	0	2,290	0	0	0	0	0	0	0	0	0	0	2,290
Total Funding	6,720	300	7,020	300	300	0	0	0	600	0	0	0	0	7,620

\$6,176,711 spent and encumbered through February 2021

\$5,715,956 spent and encumbered through February 2020

Project Status Performed Upper Little Patuxent Watershed Study. Prepared Watershed Treatment Model and generated input to State WIP II. Performed stormwater utility fund financing study. Performed site assessments for additional BMP implementation. Partially funded Alliance for the Chesapeake Bay (READY) grant. Design ESD BMPs at Rockburn Br. Park. Completed draft and final Countywide Implementation Strategy (CIS) for meeting TMDL commitments and impervious cover treatment requirements. Perform database creation and impervious cover baseline calculations for NPDES reporting requirements. Performed historical BMP cleanup to meet MDE requirements. Performed Little Patuxent & Middle Patuxent Watershed Assessments. Perform Patapsco and Patuxent River watershed assessments. Continued Point of Investigation assessment and reporting required by MDE. Prepared PCB TMDL implementation plan. Updated IDDE and BMP CRM databases. Performed modeling and pollutant load computations for annual report.

FY 2021 Budget	6,720	100	6,820	100	100	100	100	0	400	0	0	0		7,220
Difference 2021 / 2022	0	200	200	200	200	(100)	(100)	0	200	0	0	0	0	400

Fiscal 2022 Capital Budget

STORM DRAINAGE PROJECTS

Project: D1150-FY2005 HIGH RIDGE DRAINAGE

Description

A project to design and construct storm drain improvements in the High Ridge area including, but not limited to: Old Scaggsville Road, Naylor Avenue, Hughes Avenue, Robinson Boulevard, Gross Avenue, Bryant Avenue, Grant Avenue, and Lyon Avenue.

Justification

The High Ridge Community was initially developed before the current day standards for streets and drainage accommodations. The community has requested drainage improvements to the area.

Remarks

Construction project may be dependent on donation of necessary easements and-or resident cost share participation.

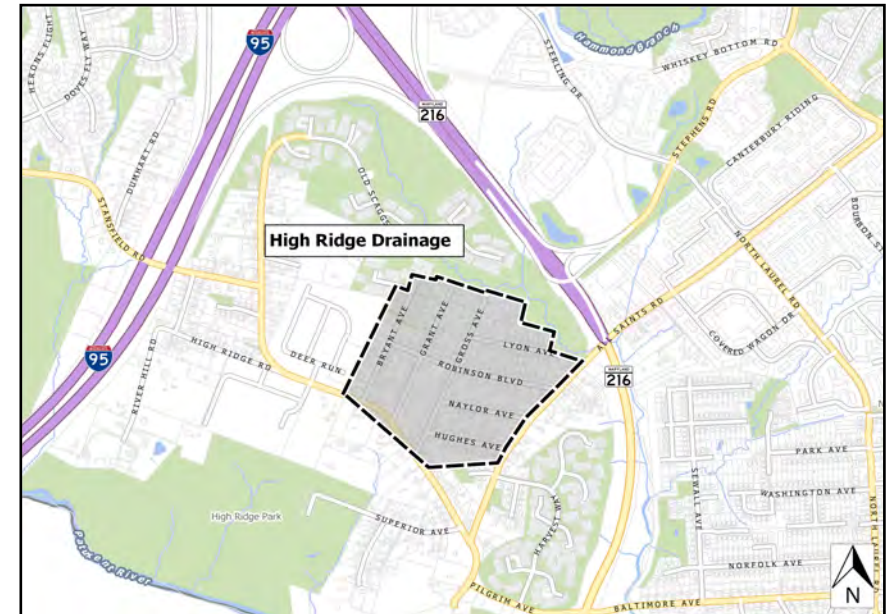
Project Schedule

FY22 - Design and Land Acquisition (Robinson Blvd., Old Scaggsville, Hughes, Gross, All Saints and Lyon)
FY23 - Land Acquisition and Construction
FY24 - Complete and Close

Operating Budget Impact

Estimated annual maintenance costs upon completion: Decrease.

FY2022 Bonds - Annual Debt Service Payment	0
FY2022 Bonds - 20-Year Total Debt Service Payment	0
Total Project Bonds - Annual Debt Service Payment	163,017
Total Project Bonds - 20-Year Total Debt Service Payment	3,260,348



Fiscal 2022 Capital Budget

STORM DRAINAGE PROJECTS

Project: D1150-FY2005 HIGH RIDGE DRAINAGE

(In Thousands)	Five Year Capital Program										Master Plan			
	Prior Appr.	FY2022 Budget	Appr. Total	Fiscal 2023	Fiscal 2024	Fiscal 2025	Fiscal 2026	Fiscal 2027	Sub Total	Fiscal 2028	Fiscal 2029	Fiscal 2030	Fiscal 2031	Total Project
PLANS & ENGINEERING	955	0	955	0	0	0	0	0	0	0	0	0	0	955
LAND ACQUISITION	115	0	115	0	0	0	0	0	0	0	0	0	0	115
CONSTRUCTION	1,050	0	1,050	0	0	0	0	0	0	0	0	0	0	1,050
ADMINISTRATION	15	0	15	0	0	0	0	0	0	0	0	0	0	15
Total Expenditures	2,135	0	2,135	0	0	0	0	0	0	0	0	0	0	2,135
BONDS	2,135	0	2,135	0	0	0	0	0	0	0	0	0	0	2,135
Total Funding	2,135	0	2,135	0	0	0	0	0	0	0	0	0	0	2,135

\$1,562,196 spent and encumbered through February 2021

\$1,562,196 spent and encumbered through February 2020

Project Status FY21 - Design (All Saints Rd., Old Scaggsville, Hughes, Gross and Lyon). Construction complete for Robinson Blvd., Bryant Ave., Grant Ave. and Naylor Ave.

FY 2021 Budget	2,135	2,385	4,520	0	0	0	0	0	0	0	0	0		4,520
Difference 2021 / 2022	0	(2,385)	(2,385)	0	0	0	0	0	0	0	0	0	0	(2,385)

Construction work has been deferred.

Project: D1155-FY2006 LINCOLN DRIVE at CEDAR VIL PARK DRAINAGE

Description

There is an inadequate drainage system to carry the runoff from the park side of the road to the outfall side of Lincoln Drive. Additional drainage facilities are needed along Cedar Avenue, Georgia Avenue and Wye Avenue.

Justification

The Bureau of Highways requested this project to reduce annual maintenance costs.

Remarks

Project has been split into two phases to move project due to right-of-way issues.

Phase 1 includes all work south of Georgia Avenue.

Phase 2 includes all other work, including work in vicinity of Wye Avenue.

Project Schedule

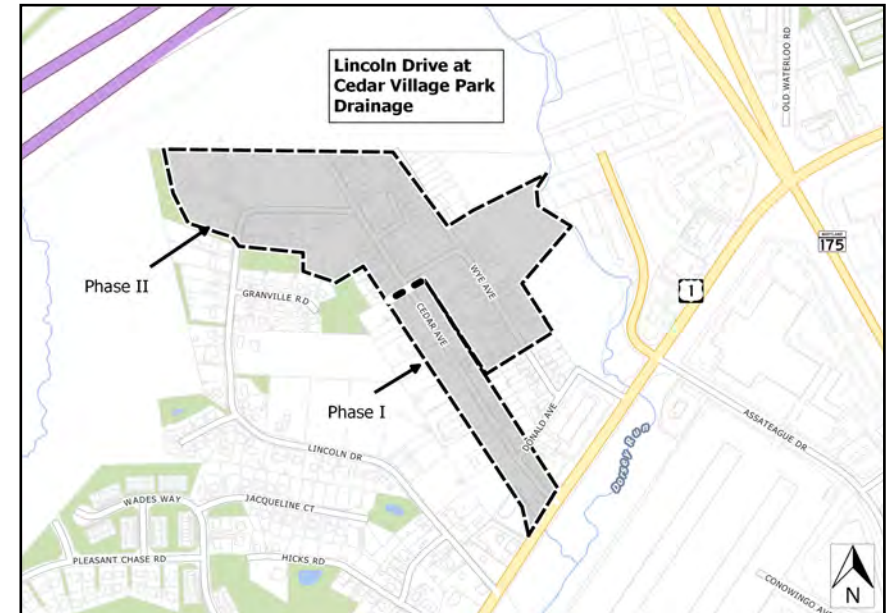
FY22 - Complete drainage improvement construction.

FY23 - Complete and Close.

Operating Budget Impact

Estimated annual maintenance costs upon completion: Decrease.

FY2022 Bonds - Annual Debt Service Payment	0
FY2022 Bonds - 20-Year Total Debt Service Payment	0
Total Project Bonds - Annual Debt Service Payment	151,564
Total Project Bonds - 20-Year Total Debt Service Payment	3,031,284



Fiscal 2022 Capital Budget

STORM DRAINAGE PROJECTS

Project: D1155-FY2006 LINCOLN DRIVE at CEDAR VIL PARK DRAINAGE

(In Thousands)	Five Year Capital Program									Master Plan				
	Prior Appr.	FY2022 Budget	Appr. Total	Fiscal 2023	Fiscal 2024	Fiscal 2025	Fiscal 2026	Fiscal 2027	Sub Total	Fiscal 2028	Fiscal 2029	Fiscal 2030	Fiscal 2031	Total Project
PLANS & ENGINEERING	170	0	170	0	0	0	0	0	0	0	0	0	0	170
LAND ACQUISITION	45	0	45	0	0	0	0	0	0	0	0	0	0	45
CONSTRUCTION	1,770	0	1,770	0	0	0	0	0	0	0	0	0	0	1,770
Total Expenditures	1,985	0	1,985	0	0	0	0	0	0	0	0	0	0	1,985
BONDS	1,985	0	1,985	0	0	0	0	0	0	0	0	0	0	1,985
Total Funding	1,985	0	1,985	0	0	0	0	0	0	0	0	0	0	1,985

\$685,726 spent and encumbered through February 2021

\$685,726 spent and encumbered through February 2020

Project Status FY21 - Relocating conflicting utilities. Construction in progress.

FY 2021 Budget	1,985	0	1,985	0	0	0	0	0	0	0	0	0		1,985
Difference 2021 / 2022	0	0	0	0	0	0	0	0	0	0	0	0	0	0

Project: D1158-FY2008 WATERSHED MANAGEMENT CONSTRUCTION

Description

This project is for design and construction of stormwater facility improvements. The project will include NPDES stormwater management implementation requirements, floodplain studies, including retrofitting of stormwater management ponds, restoration and certification of detention basins, continued improvement of flood alert systems, streambank restoration including bio-engineering, water quality devices (such as wetlands), channel restoration and water quality monitoring studies.

Justification

1. NPDES Program is required by EPA and MDE under the Clean Water Act.
2. Watershed management of floodplains is needed to provide additional protection for older communities.
3. Erosion of tributaries of Patapsco and Patuxent Rivers to be addressed.

Remarks

1. SDFUND represents fee-in-lieu of SWM construction by developers for County use in design or construction of other SWM facilities.
2. GRANT funds include local implementation grant from Chesapeake and Atlantic Coastal Bays 2010 Trust Fund and ARRA.
3. WQ Loan represents State Revolving Loan funding.
4. OTHER SOURCES represent Stormwater Bonds backed by Watershed Protection and Restoration fund, plus funds provided to County through Memorandums of Understandings for cost sharing.
5. TAO 1-2017 received \$550,000 Grant revenue from D1165.
6. Construction of some projects may be dependent upon donation of the necessary easements and-or property owner cost share participation.

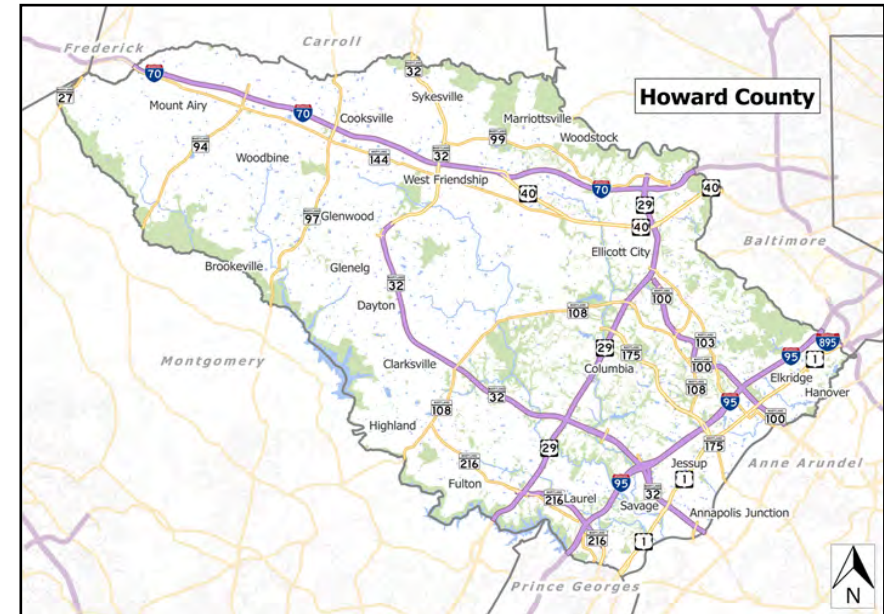
Project Schedule

FY22 - Project is in the financial close out process and will be replaced by D1176.

Operating Budget Impact

No Operating Impact

FY2022 Bonds - Annual Debt Service Payment	0
FY2022 Bonds - 20-Year Total Debt Service Payment	0
Total Project Bonds - Annual Debt Service Payment	824,250
Total Project Bonds - 20-Year Total Debt Service Payment	16,484,992



Fiscal 2022 Capital Budget

STORM DRAINAGE PROJECTS

Project: D1158-FY2008 WATERSHED MANAGEMENT CONSTRUCTION

(In Thousands)	Five Year Capital Program										Master Plan			
	Prior Appr.	FY2022 Budget	Appr. Total	Fiscal 2023	Fiscal 2024	Fiscal 2025	Fiscal 2026	Fiscal 2027	Sub Total	Fiscal 2028	Fiscal 2029	Fiscal 2030	Fiscal 2031	Total Project
PLANS & ENGINEERING	9,300	0	9,300	0	0	0	0	0	0	0	0	0	0	9,300
LAND ACQUISITION	0	0	0	0	0	0	0	0	0	0	0	0	0	0
CONSTRUCTION	40,285	0	40,285	0	0	0	0	0	0	0	0	0	0	40,285
ADMINISTRATION	1,020	0	1,020	0	0	0	0	0	0	0	0	0	0	1,020
Total Expenditures	50,605	0	50,605	0	0	0	0	0	0	0	0	0	0	50,605
BONDS	10,795	0	10,795	0	0	0	0	0	0	0	0	0	0	10,795
DEVELOPER CONTRIBUTION	200	0	200	0	0	0	0	0	0	0	0	0	0	200
GRANTS	12,397	0	12,397	0	0	0	0	0	0	0	0	0	0	12,397
OTHER SOURCES	10,100	0	10,100	0	0	0	0	0	0	0	0	0	0	10,100
PAY AS YOU GO	1,000	0	1,000	0	0	0	0	0	0	0	0	0	0	1,000
STORM DRAINAGE FUND	850	0	850	0	0	0	0	0	0	0	0	0	0	850
WATER QUALITY STATE OR FED LOAN	1,646	0	1,646	0	0	0	0	0	0	0	0	0	0	1,646
STORMWATER UTILITY FUNDING	13,617	0	13,617	0	0	0	0	0	0	0	0	0	0	13,617
Total Funding	50,605	0	50,605	0	0	0	0	0	0	0	0	0	0	50,605

\$48,591,274 spent and encumbered through February 2021

\$49,117,159 spent and encumbered through February 2020

Project Status Des: Sunny Field, Wood Crest, Cherry Tree Farms, Wood Creek, NLCC, Glenmont, Old Willow, Gwynn Pk, Wharff, Yellowbell, Proudfoot Stonehouse, Mellen, Park. Con: Bramhope, Brightwood, Dower, Ducks Foot, Elmmede, Faulkner, Great Drum, Meadowbrook, Old Willow, Paul Mill, Red Hill, Stone Trail, Tall Maple, Threshfield, Tiller, Tuscany, Waverly Woods, Wheatfield, Whiterock, Windflower, Southview, Pinehurst, Dorsey Hall, Bonnie Br, Greenway, Davis Br, Swansfield, HCC, Churchill, Dobbin, Timbers of Troy, Dunloggin, Font Hill Bank, Heatherland, Starling, Woodlot, Maple Dell Farms.

FY 2021 Budget	50,605	0	50,605	0	0	0	0	0	0	0	0	0		50,605
Difference 2021 / 2022	0	0	0	0	0	0	0	0	0	0	0	0	0	0

Fiscal 2022 Capital Budget

STORM DRAINAGE PROJECTS

Project: D1159-FY2007 STORMWATER MANAGEMENT FACILITY RECONSTRUC

Description

A fund for Howard County to undertake construction or repairs to stormwater management on an as-needed basis meeting the provisions of the County Code. This program is envisioned to provide rapid assistance in emergency situations.

Justification

Howard County Code Section 18.900, which requires inspection and maintenance of storm water management facilities. Metal pipe pond barrels are deteriorating as they reach the end of their expected life and need to be repaired or replaced.

Remarks

1. GRANT funds include local implementation grant from the Chesapeake and Atlantic Coastal Bays 2010 Trust Fund.
2. A portion of prior request represents funding generated from legislation CB-8 & CR21 for stormwater utility funding, known as Watershed Protection and Restoration fund.
3. Construction of some projects may be dependent upon donation of the necessary easements and-or property owner cost share participation.
4. OTHER SOURCES represents Stormwater Bonds backed by Watershed Protection and Restoration fund.

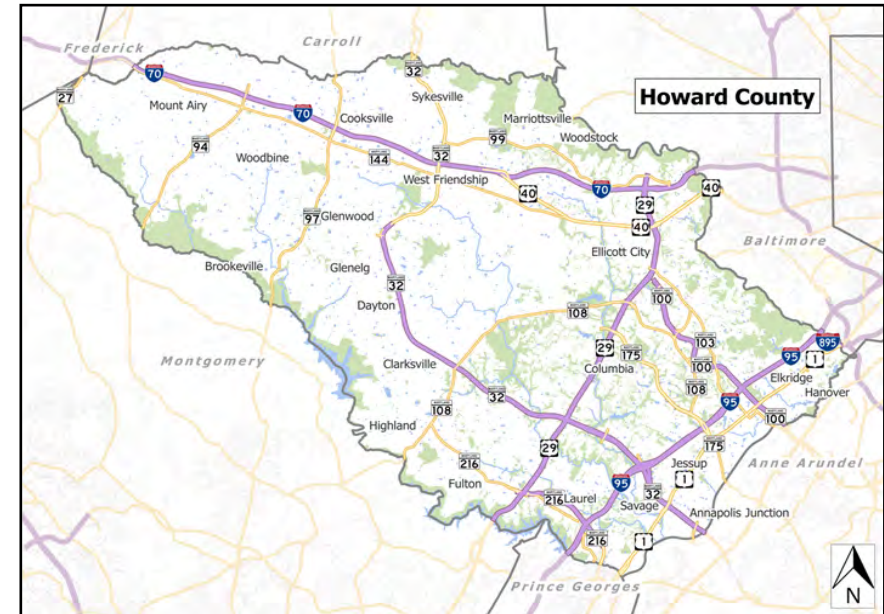
Project Schedule

FY22 - Project is in the financial close out process and will be replaced by D1177.

Operating Budget Impact

No Operating Impact

FY2022 Bonds - Annual Debt Service Payment	0
FY2022 Bonds - 20-Year Total Debt Service Payment	0
Total Project Bonds - Annual Debt Service Payment	1,198,006
Total Project Bonds - 20-Year Total Debt Service Payment	23,960,122



Fiscal 2022 Capital Budget

STORM DRAINAGE PROJECTS

Project: D1159-FY2007 STORMWATER MANAGEMENT FACILITY RECONSTRUC

(In Thousands)	Five Year Capital Program										Master Plan			
	Prior Appr.	FY2022 Budget	Appr. Total	Fiscal 2023	Fiscal 2024	Fiscal 2025	Fiscal 2026	Fiscal 2027	Sub Total	Fiscal 2028	Fiscal 2029	Fiscal 2030	Fiscal 2031	Total Project
PLANS & ENGINEERING	5,500	0	5,500	0	0	0	0	0	0	0	0	0	0	5,500
LAND ACQUISITION	0	0	0	0	0	0	0	0	0	0	0	0	0	0
CONSTRUCTION	28,125	0	28,125	0	0	0	0	0	0	0	0	0	0	28,125
ADMINISTRATION	1,015	0	1,015	0	0	0	0	0	0	0	0	0	0	1,015
Total Expenditures	34,640	0	34,640	0	0	0	0	0	0	0	0	0	0	34,640
BONDS	15,690	0	15,690	0	0	0	0	0	0	0	0	0	0	15,690
GRANTS	200	0	200	0	0	0	0	0	0	0	0	0	0	200
OTHER SOURCES	400	0	400	0	0	0	0	0	0	0	0	0	0	400
STORMWATER UTILITY FUNDING	18,350	0	18,350	0	0	0	0	0	0	0	0	0	0	18,350
Total Funding	34,640	0	34,640	0	0	0	0	0	0	0	0	0	0	34,640

\$34,269,697 spent and encumbered through February 2021

\$33,975,793 spent and encumbered through February 2020

Project Status Designed: 82 pond repairs

Constructed: Red Clover Dam; Willow Brook; West Zone Highways Shop pond; Rockburn 2; Dunteachin pond; Cromwell Court; Falling Waters; Stratford Downs; Hickory Ridge Village Center; Gateway pond; Shadow Lane repair and dredging; Hickory Ridge LPP; Samuel Morse; Ivy Terrace infiltration; Bonnie Brae; Emily Fox; Bill Lilly; Cypress Bay Court; Lynn Buff; Beech Creek 2; Brightfield; Turf Valley Overlook pond 2; Weston Drive; Blue February; Chestnut Farms outfall; Wimbledon Court; Wetherburn; Angelas Valley; 10 trashrack replacements; Rhode Valley; Emily Fox Ct; Old Mill; Towering Oaks; North Laurel pipe repair; Red Cravat repair and dredging; Glenshire Town; Northgate Woods; Murray Hill 2; Mary Lee Lane; Montgomery Run Pond 2; Winding Star; Longridge Knolls; River Hill 2; River Hill 3; Long Meadow pond; Long Meadow pond 2; North Ridge; Rusty Rim; Sweet Hours; Townhomes of Timberland; Velvet Path; Junction Industrial Park; Fairest Dream; Golden Star 1 and 2; Linden Chapel; Twin Oaks; Terra Maria; Beech Creek; Glenmar Section 2; Many Miles Mew; Kings Meade; Blue River; Diversified Lane.

FY 2021 Budget	34,640	0	34,640	0	0	0	0	0	0	0	0	0	0	34,640
Difference 2021 / 2022	0	0	0	0	0	0	0	0	0	0	0	0	0	0

Project: D1160-FY2010 STORMWATER MANAGEMENT RETROFITS

Description

A project for the retrofit of stormwater management facilities to include water quality management.

Justification

Numerous facilities built in the early period of stormwater management provide only water quality management. Howard County's Stormwater Management NPDES permit requires the County to improve water quality, in part, through retrofitting existing facilities designed only for water quality management.

Remarks

1. This project replaces D-1141.
2. Grant funds included from the American Recovery and Reinvestment Act and local implementation grant from Chesapeake and Atlantic Coastal Bays 2010 Trust Fund.
3. OTHER SOURCES represent Stormwater Bonds backed by Watershed Protection and Restoration fund, plus funds provided to County through Memorandum of Understanding of cost sharing.
4. Construction of some projects may be dependent upon donation of the necessary easements and-or property owner cost share participation.

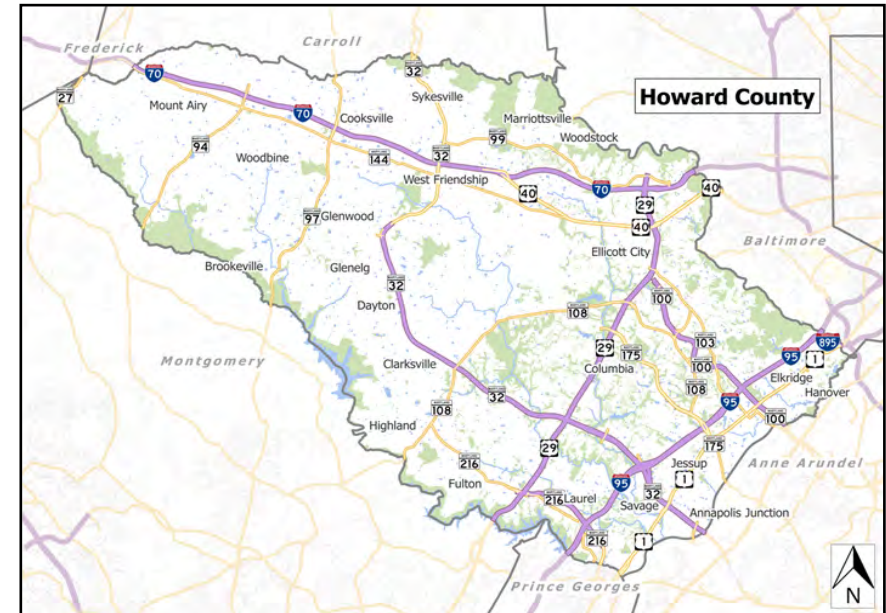
Project Schedule

FY22 - Project is in the financial close out process and will be replaced by D1178.

Operating Budget Impact

Technical-administrative management support.

FY2022 Bonds - Annual Debt Service Payment	0
FY2022 Bonds - 20-Year Total Debt Service Payment	0
Total Project Bonds - Annual Debt Service Payment	526,084
Total Project Bonds - 20-Year Total Debt Service Payment	10,521,685



Fiscal 2022 Capital Budget

STORM DRAINAGE PROJECTS

Project: D1160-FY2010 STORMWATER MANAGEMENT RETROFITS

(In Thousands)	Five Year Capital Program										Master Plan			
	Prior Appr.	FY2022 Budget	Appr. Total	Fiscal 2023	Fiscal 2024	Fiscal 2025	Fiscal 2026	Fiscal 2027	Sub Total	Fiscal 2028	Fiscal 2029	Fiscal 2030	Fiscal 2031	Total Project
PLANS & ENGINEERING	4,990	0	4,990	0	0	0	0	0	0	0	0	0	0	4,990
CONSTRUCTION	15,425	0	15,425	0	0	0	0	0	0	0	0	0	0	15,425
ADMINISTRATION	620	0	620	0	0	0	0	0	0	0	0	0	0	620
Total Expenditures	21,035	0	21,035	0	0	0	0	0	0	0	0	0	0	21,035
BONDS	6,890	0	6,890	0	0	0	0	0	0	0	0	0	0	6,890
GRANTS	4,495	0	4,495	0	0	0	0	0	0	0	0	0	0	4,495
OTHER SOURCES	4,750	0	4,750	0	0	0	0	0	0	0	0	0	0	4,750
STORMWATER UTILITY FUNDING	4,900	0	4,900	0	0	0	0	0	0	0	0	0	0	4,900
Total Funding	21,035	0	21,035	0	0	0	0	0	0	0	0	0	0	21,035

\$19,216,217 spent and encumbered through February 2021

\$18,754,976 spent and encumbered through February 2020

Project Status In Design: Quaker Mill Court; Wood Crest Drive; Country Meadows; Patapsco Park Estates; Sewells Orchard; Junction Industrial Parcel R.
 Constructed: Lynwood Manor; Deep Earth Lane; Recreation and Parks HQ; Turf Valley Overlook Pond 3; Rockburn Branch Park; Country Lane (2 ponds); Oak West Drive; Wilde Lake HS; Turf Valley Overlook pond 2; Whitworth Way; Wimbledon Court; Stevens Forest ES; Dorsey Hall Village Center; Mt Hebron High School; Cedar Lane Park; Baltimore-Washington Industrial Park; Howard County Center for the Arts; St Johns Green; River Hill Shallow Marsh; Dorsey Building Parking Lot; Atholton Park; Ashmede Road pond; Salterforth ponds 1 and 2; Students Branching Out tree planting; Garland Road; Heritage Woods; Governor Martin outfall; Waiting Springs; Ellicott View; Ashton Woods; Trinity School..

FY 2021 Budget	21,035	0	21,035	0	0	0	0	0	0	0	0	0		21,035
Difference 2021 / 2022	0	0	0	0	0	0	0	0	0	0	0	0	0	0

Project: D1161-FY2019 SHAFFERSVILLE ROAD CULVERT REPLACEMENT

Description

A project to replace the existing culverts on Shaffersville Road (between Florence Road and Shaffers Mill Road) and on Shaffers Mill Road between Shaffersville Road and Florence Road.

Justification

Requested by the Bureau of Highways. The existing culvert floods regularly necessitating the closure of the road. This is a maintenance problem for the Bureau of Highways and an inconvenience to the traveling public.

Remarks

Shaffersville Road and Shaffers Mill Road are scenic roads.

Project Schedule

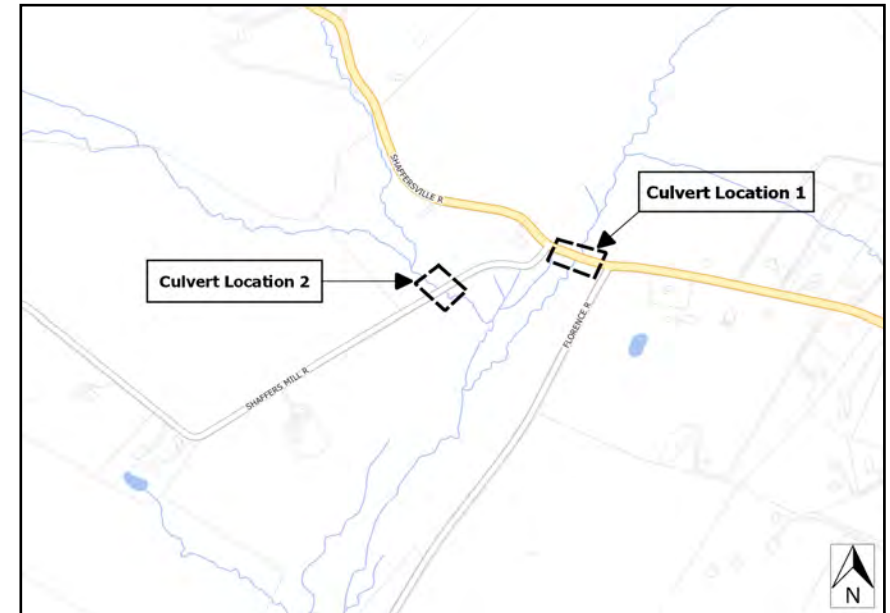
FY22 - Design and Land Acquisition

FY23 - Construction

Operating Budget Impact

Estimated annual maintenance costs upon completion: Decrease.

FY2022 Bonds - Annual Debt Service Payment	0
FY2022 Bonds - 20-Year Total Debt Service Payment	0
Total Project Bonds - Annual Debt Service Payment	87,808
Total Project Bonds - 20-Year Total Debt Service Payment	1,756,159



Explanation of Changes

The total project cost has changed resulting from the addition of a second culvert location to the project.

Fiscal 2022 Capital Budget

STORM DRAINAGE PROJECTS

Project: D1161-FY2019 SHAFFERSVILLE ROAD CULVERT REPLACEMENT

(In Thousands)	Five Year Capital Program										Master Plan			
	Prior Appr.	FY2022 Budget	Appr. Total	Fiscal 2023	Fiscal 2024	Fiscal 2025	Fiscal 2026	Fiscal 2027	Sub Total	Fiscal 2028	Fiscal 2029	Fiscal 2030	Fiscal 2031	Total Project
PLANS & ENGINEERING	175	0	175	0	0	0	0	0	0	0	0	0	0	175
LAND ACQUISITION	75	0	75	0	0	0	0	0	0	0	0	0	0	75
CONSTRUCTION	0	0	0	0	0	900	0	0	900	0	0	0	0	900
Total Expenditures	250	0	250	0	0	900	0	0	900	0	0	0	0	1,150
BONDS	250	0	250	0	0	900	0	0	900	0	0	0	0	1,150
Total Funding	250	0	250	0	0	900	0	0	900	0	0	0	0	1,150

\$54,106 spent and encumbered through February 2021

\$40,223 spent and encumbered through February 2020

Project Status FY21 - Shaffers Mill Road replacement culverts under construction.

FY 2021 Budget	250	900	1,150	0	0	0	0	0	0	0	0	0		1,150
Difference 2021 / 2022	0	(900)	(900)	0	0	900	0	0	900	0	0	0	0	0

The scope of the project was broadened to include a second culvert on Shaffers Mill Road. Funds for the design of the additional culvert have been requested for FY21.

Project: D1164-FY2013 COMMUNITY ENVIRONMENTAL PARTNERSHIPS

Description

This project is for design and construction of Environmental Site Design (ESD) small scale storm water facilities. The project will include retrofit of County owned roads, as well as, incentives for property owners to install ESD facilities and non-turf landscape alternatives to provide treatment of storm water runoff from impervious surfaces on their property.

Justification

Additional treatment of storm water runoff is needed to support efforts consistent with the Chesapeake Bay Total Maximum Daily Load for nitrogen and phosphorus established in 2010 by the US EPA. These requirements are further specified in Maryland's Phase II Watershed Implementation Plan, as well as, the Municipal Separate Storm Sewer discharge (MS4) permit issued to Howard County, both issued by the Maryland Department of the Environment in support of the TMDL.

Remarks

1. Participation by residents and landscape service companies will be encouraged by outreach and education efforts and by cost sharing ESD implementation and landscaping modifications with property owners.
2. OTHER funding represents - A portion of current request represents funding to be generated from legislation CB-8 & CR21 for stormwater utility funding, known as Watershed Protection and Restoration fund.
3. Construction of some projects may be dependent upon donation of the necessary easements and-or property owner cost share participation.

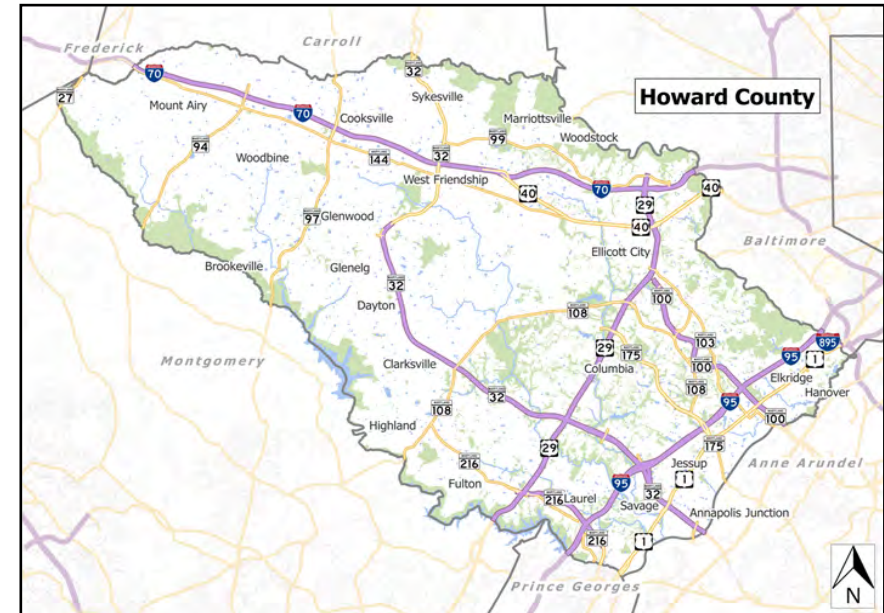
Project Schedule

FY22 - Provide additional funding for Howard EcoWorks, formerly READY.

Operating Budget Impact

No Operating Impact

FY2022 Bonds - Annual Debt Service Payment	0
FY2022 Bonds - 20-Year Total Debt Service Payment	0
Total Project Bonds - Annual Debt Service Payment	3,818
Total Project Bonds - 20-Year Total Debt Service Payment	76,355



Fiscal 2022 Capital Budget

STORM DRAINAGE PROJECTS

Project: D1164-FY2013 COMMUNITY ENVIRONMENTAL PARTNERSHIPS

(In Thousands)	Five Year Capital Program										Master Plan			
	Prior Appr.	FY2022 Budget	Appr. Total	Fiscal 2023	Fiscal 2024	Fiscal 2025	Fiscal 2026	Fiscal 2027	Sub Total	Fiscal 2028	Fiscal 2029	Fiscal 2030	Fiscal 2031	Total Project
PLANS & ENGINEERING	700	0	700	0	0	0	0	0	0	0	0	0	0	700
CONSTRUCTION	4,000	400	4,400	400	400	0	0	0	800	0	0	0	0	5,200
Total Expenditures	4,700	400	5,100	400	400	0	0	0	800	0	0	0	0	5,900
BONDS	50	0	50	0	0	0	0	0	0	0	0	0	0	50
OTHER SOURCES	0	400	400	400	400	0	0	0	800	0	0	0	0	1,200
PAY AS YOU GO	1,400	0	1,400	0	0	0	0	0	0	0	0	0	0	1,400
STORMWATER UTILITY FUNDING	3,250	0	3,250	0	0	0	0	0	0	0	0	0	0	3,250
Total Funding	4,700	400	5,100	400	400	0	0	0	800	0	0	0	0	5,900

\$4,475,000 spent and encumbered through February 2021

\$4,075,000 spent and encumbered through February 2020

Project Status

Provided partial funding for READY grant, a.k.a. Howard EcoWorks.

Performed concept grading, soil borings, and survey for Ellicott City Parking Lot E.

Performed design & construction for Savage Library water quality enhancements.

Howard EcoWorks performed BMP maintenance and construction of rain gardens and bioretention areas.

FY 2021 Budget	4,700	400	5,100	400	400	400	400	0	1,600	0	0	0		6,700
Difference 2021 / 2022	0	0	0	0	0	(400)	(400)	0	(800)	0	0	0	0	(800)

Project: D1165-FY2013 FLOOD MITIGATION and STORMWATER/WATERWAY ENHANCEMENT

Description

This project is for the study, design, and construction of flood mitigation and stormwater| waterway enhancement efforts in downtown Ellicott City. Projects may include drainage improvements, stormwater retrofits, flood control, stream improvements, and design of additional drainage facilities.

Justification

Ellicott City has the potential to suffer significant flood damage.

Remarks

1. FY21 GRANT represents anticipated additional Hazard Mitigation Grant Program funding 8600 Main Street culvert project.
2. OTHER SOURCES represents Stormwater Bonds backed by Watershed Protection and Restoration fund.
3. Construction of some projects may be dependent upon donation of the necessary easements and-or property owner cost share participation.

Project Schedule

FY22 - Design H-4 pond project and construct channel from Courthouse Drive to Lot F.

Operating Budget Impact

No Operating Impact

FY2022 Bonds - Annual Debt Service Payment	0
FY2022 Bonds - 20-Year Total Debt Service Payment	0
Total Project Bonds - Annual Debt Service Payment	320,690
Total Project Bonds - 20-Year Total Debt Service Payment	6,413,800



Fiscal 2022 Capital Budget

STORM DRAINAGE PROJECTS

Project: D1165-FY2013 FLOOD MITIGATION and STORMWATER/WATERWAY ENHANCEMENT

(In Thousands)	Five Year Capital Program										Master Plan			
	Prior Appr.	FY2022 Budget	Appr. Total	Fiscal 2023	Fiscal 2024	Fiscal 2025	Fiscal 2026	Fiscal 2027	Sub Total	Fiscal 2028	Fiscal 2029	Fiscal 2030	Fiscal 2031	Total Project
PLANS & ENGINEERING	2,825	0	2,825	0	0	0	0	0	0	0	0	0	0	2,825
LAND ACQUISITION	1,000	0	1,000	0	0	0	0	0	0	0	0	0	0	1,000
CONSTRUCTION	17,187	0	17,187	0	0	0	0	0	0	0	0	0	0	17,187
ADMINISTRATION	250	0	250	0	0	0	0	0	0	0	0	0	0	250
Total Expenditures	21,262	0	21,262	0	0	0	0	0	0	0	0	0	0	21,262
BONDS	4,200	0	4,200	0	0	0	0	0	0	0	0	0	0	4,200
GRANTS	6,787	0	6,787	0	0	0	0	0	0	0	0	0	0	6,787
OTHER SOURCES	5,400	0	5,400	0	0	0	0	0	0	0	0	0	0	5,400
PAY AS YOU GO	2,475	0	2,475	0	0	0	0	0	0	0	0	0	0	2,475
STORMWATER UTILITY FUNDING	2,400	0	2,400	0	0	0	0	0	0	0	0	0	0	2,400
Total Funding	21,262	0	21,262	0	0	0	0	0	0	0	0	0	0	21,262

\$17,243,848 spent and encumbered through February 2021

\$16,670,753 spent and encumbered through February 2020

Project Status Preliminary assessment - Howard Bldg and Court House parking lot SWM, Emory St|Church Rd|Maryland Ave|St Paul St drainage improvement.

Design initiated - Historic Colored School slope repair, Pond T1, Pond H7, 8600 Main Street culvert.

Construction completed - Parking Lot B WQ improvements, Parking Lot E, Ellicott Mills Dr culvert, New Cut Road slope repair.

Post July 2016 Flood Damage Repairs - Maplewood pond, Ellicott Mills Brewery wall, Precious Gifts wall, Hi Ho Silver wall, Lot E to Lot F wall, 8659 Main St,

Parking Lot E NE corner wall, Main St wall at 84-inch culvert, stream channel woody debris removal.

Studies - 2D H&H model after TS Lee, July 2016, May 2018 flood events, Tiber Branch Watershed, Corps of Engineers Floodproofing Report.

FY 2021 Budget	21,262	5,200	26,462	0	0	0	0	0	0	0	0	0		26,462
Difference 2021 / 2022	0	(5,200)	(5,200)	0	0	0	0	0	0	0	0	0	0	(5,200)

1. TAO 1-2017 transferred \$550,000 Grant revenue to D1158. 2. CB 3-2017 added \$1,700,000 in Pay as you Go funding for unanticipated expenses related to Ellicott City flood response and recovery efforts.

Project: D1168-FY2015 MORGAN WOODBINE ROAD SLOPE STABILIZATION

Description

A project to design and construct stabilization of the roadway embankment of Morgan Woodbine Road adjacent to the South Branch of the Patapsco River.

Justification

The roadway embankment is being eroded by the force of the river adjacent to the roadway. Previous attempts to stabilize the embankment have only been successful on a temporary basis. This project will develop a permanent stabilization. Project requested by the Bureau of Highways.

Remarks

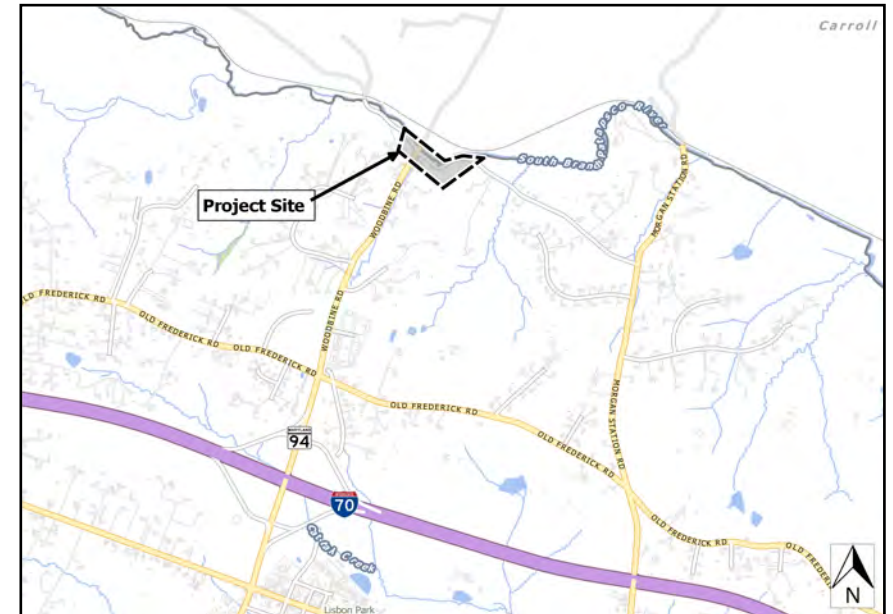
Project Schedule

FY27 - Construction

Operating Budget Impact

Estimated annual maintenance costs upon completion: Decrease.

FY2022 Bonds - Annual Debt Service Payment	0
FY2022 Bonds - 20-Year Total Debt Service Payment	0
Total Project Bonds - Annual Debt Service Payment	70,628
Total Project Bonds - 20-Year Total Debt Service Payment	1,412,563



Fiscal 2022 Capital Budget

STORM DRAINAGE PROJECTS

Project: D1168-FY2015 MORGAN WOODBINE ROAD SLOPE STABILIZATION

(In Thousands)	Five Year Capital Program										Master Plan			
	Prior Appr.	FY2022 Budget	Appr. Total	Fiscal 2023	Fiscal 2024	Fiscal 2025	Fiscal 2026	Fiscal 2027	Sub Total	Fiscal 2028	Fiscal 2029	Fiscal 2030	Fiscal 2031	Total Project
PLANS & ENGINEERING	200	0	200	0	0	0	0	50	50	0	0	0	0	250
LAND ACQUISITION	25	0	25	0	0	0	0	0	0	0	0	0	0	25
CONSTRUCTION	0	0	0	0	0	0	0	650	650	0	0	0	0	650
Total Expenditures	225	0	225	0	0	0	0	700	700	0	0	0	0	925
BONDS	225	0	225	0	0	0	0	700	700	0	0	0	0	925
Total Funding	225	0	225	0	0	0	0	700	700	0	0	0	0	925

\$112,466 spent and encumbered through February 2021

\$112,366 spent and encumbered through February 2020

Project Status FY21 - Land acquisition in progress.

FY 2021 Budget	225	0	225	0	0	0	0	700	700	0	0	0		925
Difference 2021 / 2022	0	0	0	0	0	0	0	0	0	0	0	0	0	0

Project schedule|funding changed due to funding constraint.

Project: D1169-FY2016 STORM DRAIN CULVERT REPLACEMENT PROGRAM

Description

This program will provide for the repair and replacement of failed storm drain pipes and culverts. The County's storm drain infrastructure is aging and many of the metal pipe culverts installed from 1960 through the 1990s have reached the end of their service life. Currently no asset inventory with condition assessment exists; therefore no funding is programmed to systematic replacement of these pipes and culverts. The program will provide for emergency culvert repair and replacement and funding assist in the development of an asset inventory program to better forecast future replacement needs. The program includes: storm water pipe and culvert repair and replacement of metal, HDPE, and concrete in less than six (6) feet in roadway longitudinal length, headwalls, end sections, replacement, or extension of culverts to assure positive flow of storm water and channeling of storm water into existing ditch lines or structures. Repairs include roadside pipe and culvert end treatment safety improvements to eliminate safety hazards. This project will not change the location or size of existing storm drainage structures.

Justification

Program addresses emergency pipe replacement of aging metal, HDPE, and concrete pipes that have reached the end of their service life. Pipe failures have resulted in unacceptable levels of deep depressions, sinkholes, sediment build up, open pipe joints and metal pipe inverts. Poor existing storm drain conditions. Needed repairs will improve safety and reduce the potential for hazards and associated public inconvenience. Failure of a storm drain pipe will require emergency repairs at much higher prices. This program will also provide some funding towards the development of an asset inventory of the storm drain system, including pipe and culvert conditions for future funding forecasting.

Remarks

County owns and maintains approximately 3,543,100 linear feet (671 miles) of storm drains and approximately 13,000 each of storm drain inlet structures.

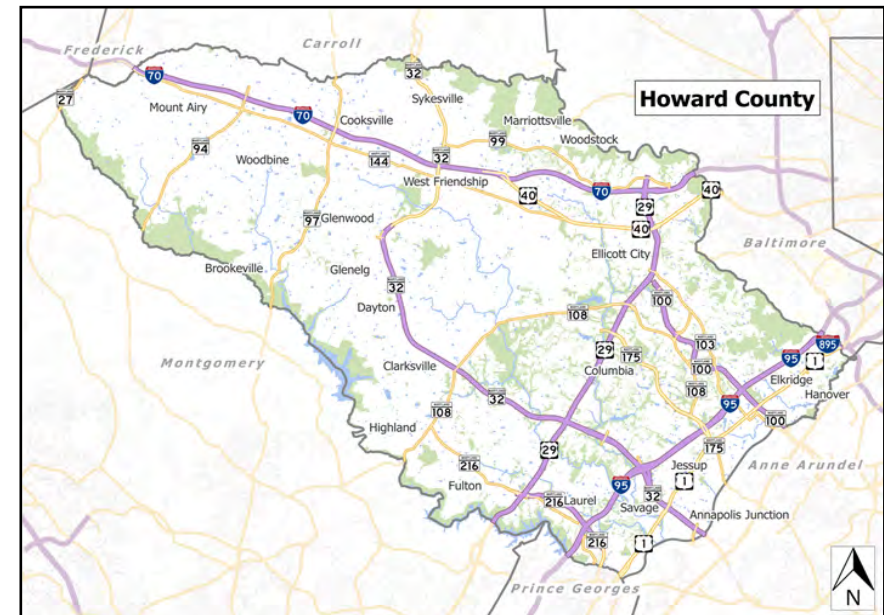
Project Schedule

Approximately 0.3 mile of storm drains (depends on the depth of deteriorated storm drains) replaced per \$1M budgeted.
Close at program completion

Operating Budget Impact

No Operating Impact

FY2022 Bonds - Annual Debt Service Payment	171,798
FY2022 Bonds - 20-Year Total Debt Service Payment	3,435,964
Total Project Bonds - Annual Debt Service Payment	2,031,037
Total Project Bonds - 20-Year Total Debt Service Payment	40,620,730



Explanation of Changes

Project includes cost updates for all years based on actual estimated project costs.

Fiscal 2022 Capital Budget

STORM DRAINAGE PROJECTS

Project: D1169-FY2016 STORM DRAIN CULVERT REPLACEMENT PROGRAM

(In Thousands)	Five Year Capital Program									Master Plan				
	Prior Appr.	FY2022 Budget	Appr. Total	Fiscal 2023	Fiscal 2024	Fiscal 2025	Fiscal 2026	Fiscal 2027	Sub Total	Fiscal 2028	Fiscal 2029	Fiscal 2030	Fiscal 2031	Total Project
PLANS & ENGINEERING	500	0	500	0	0	0	0	0	0	0	0	0	0	500
CONSTRUCTION	4,600	2,250	6,850	2,250	2,250	2,100	2,350	2,300	11,250	2,000	2,000	2,000	2,000	26,100
Total Expenditures	5,100	2,250	7,350	2,250	2,250	2,100	2,350	2,300	11,250	2,000	2,000	2,000	2,000	26,600
BONDS	5,100	2,250	7,350	2,250	2,250	2,100	2,350	2,300	11,250	2,000	2,000	2,000	2,000	26,600
Total Funding	5,100	2,250	7,350	2,250	2,250	2,100	2,350	2,300	11,250	2,000	2,000	2,000	2,000	26,600

\$4,555,188 spent and encumbered through February 2021

\$4,179,463 spent and encumbered through February 2020

Project Status

FY 2021 Budget	5,100	2,000	7,100	2,000	2,000	2,000	2,000	2,000	10,000	2,000	2,000	2,000		23,100
Difference 2021 / 2022	0	250	250	250	250	100	350	300	1,250	0	0	0	2,000	3,500

Project: D1174-FY2016 SPRING GLEN DRAINAGE IMPROVEMENTS

Description

A project to design and construct drainage improvements in the Spring Glen Community including but not limited to: Ivy Spring Road and Cross Ivy Road. The improvements to be considered include adding curb & gutter with storm drains and filling in the swales.

Justification

This community was built in the early 2000s using the new storm drainage design for subdivisions. The roads are narrow and open section (no curb & gutter). The plowing of snow tears up the adjacent grass areas. The yards have deep swales and are difficult to maintain.

The improvements were requested by the Homeowners Association and the Bureau of Highways.

Remarks

Project construction is contingent upon dedication of drainage easements from affected property owners.

Project Schedule

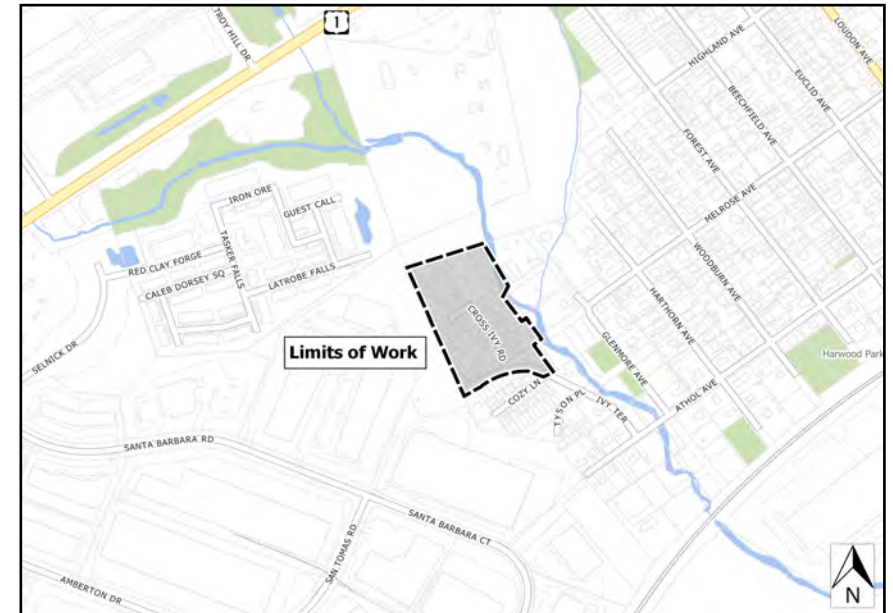
FY22 - Land Acquisition and Construction

FY23 - Construction

Operating Budget Impact

Estimated annual maintenance costs upon completion: Decrease.

FY2022 Bonds - Annual Debt Service Payment	0
FY2022 Bonds - 20-Year Total Debt Service Payment	0
Total Project Bonds - Annual Debt Service Payment	39,323
Total Project Bonds - 20-Year Total Debt Service Payment	786,454



Fiscal 2022 Capital Budget

STORM DRAINAGE PROJECTS

Project: D1174-FY2016 SPRING GLEN DRAINAGE IMPROVEMENTS

(In Thousands)	Five Year Capital Program										Master Plan			
	Prior Appr.	FY2022 Budget	Appr. Total	Fiscal 2023	Fiscal 2024	Fiscal 2025	Fiscal 2026	Fiscal 2027	Sub Total	Fiscal 2028	Fiscal 2029	Fiscal 2030	Fiscal 2031	Total Project
PLANS & ENGINEERING	150	0	150	0	0	0	0	0	0	0	0	0	0	150
LAND ACQUISITION	15	0	15	0	0	0	0	0	0	0	0	0	0	15
CONSTRUCTION	350	0	350	0	0	0	0	0	0	0	0	0	0	350
Total Expenditures	515	0	515	0	0	0	0	0	0	0	0	0	0	515
BONDS	515	0	515	0	0	0	0	0	0	0	0	0	0	515
Total Funding	515	0	515	0	0	0	0	0	0	0	0	0	0	515

\$71,147 spent and encumbered through February 2021

\$67,312 spent and encumbered through February 2020

Project Status FY21 - Design and land acquisition in progress (3 of 13 affected properties have agreed).

FY 2021 Budget	515	0	515	0	0	0	0	0	0	0	0	0		515
Difference 2021 / 2022	0	0	0	0	0	0	0	0	0	0	0	0	0	0

Site conditions have extended the time needed to complete the engineering design stage of the project.

Project: D1175-FY-2018 VALLEY MEDE/CHATHAM FLOOD MITIGATION

Description

This project is for the study, design and construction of flood mitigation and stormwater| waterway improvement efforts in the Valley Mede and Chatham subwatersheds. Projects may include drainage improvements, stormwater retrofits, flood control, stream improvements, and design of additional drainage facilities.

Justification

Valley Mede and Chatham subwatersheds have the potential to suffer significant flood damage.

Remarks

1. Future years, once projects cost-benefits determined, apply for FEMA grants
2. OTHER SOURCES represents Stormwater Bonds backed by Watershed Protection and Restoration fund, plus funds provided to County through Memorandums of Understanding for cost sharing with MD State Highway Administration.
3. Construction of some projects may be dependent upon donation of the necessary easements and-or property owner cost share participation.

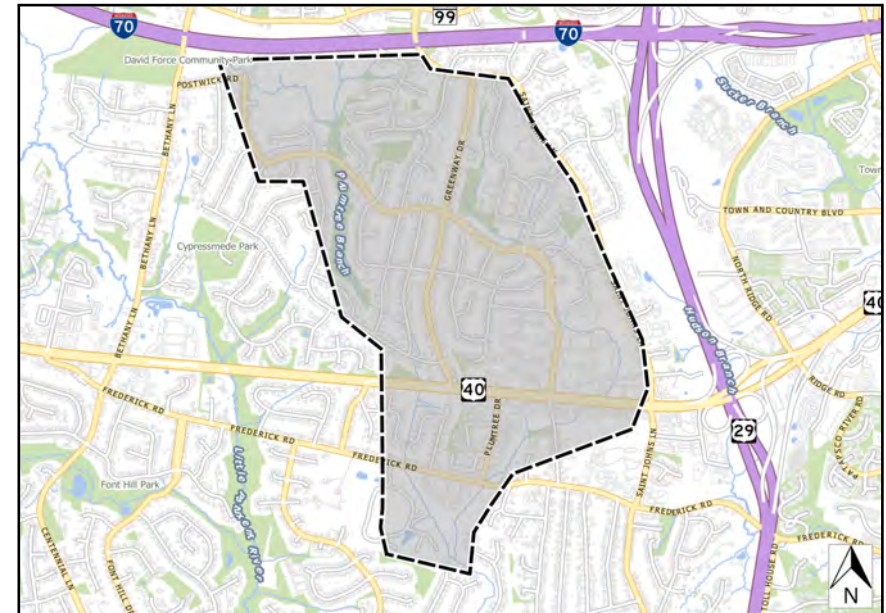
Project Schedule

FY22 - Continue design and construction of projects identified in Plumtree-Little Plumtree study including North Chatham Rd drainage project (MSHA cost share), Michaels Way drainage improvements, and culvert upgrades.

Operating Budget Impact

No Operating Impact

FY2022 Bonds - Annual Debt Service Payment	53,448
FY2022 Bonds - 20-Year Total Debt Service Payment	1,068,967
Total Project Bonds - Annual Debt Service Payment	320,690
Total Project Bonds - 20-Year Total Debt Service Payment	6,413,800



Explanation of Changes

FY21 budget projection includes funding construction in FY22 for projects under design and permitting in FY21.

Fiscal 2022 Capital Budget

STORM DRAINAGE PROJECTS

Project: D1175-FY-2018 VALLEY MEDE/CHATHAM FLOOD MITIGATION

(In Thousands)	Five Year Capital Program										Master Plan			
	Prior Appr.	FY2022 Budget	Appr. Total	Fiscal 2023	Fiscal 2024	Fiscal 2025	Fiscal 2026	Fiscal 2027	Sub Total	Fiscal 2028	Fiscal 2029	Fiscal 2030	Fiscal 2031	Total Project
PLANS & ENGINEERING	950	0	950	0	0	0	0	0	0	0	0	0	0	950
LAND ACQUISITION	2,500	0	2,500	0	0	0	0	0	0	0	0	0	0	2,500
CONSTRUCTION	2,900	700	3,600	0	0	0	0	0	0	0	0	0	0	3,600
ADMINISTRATION	50	0	50	0	0	0	0	0	0	0	0	0	0	50
Total Expenditures	6,400	700	7,100	0	0	0	0	0	0	0	0	0	0	7,100
BONDS	3,500	700	4,200	0	0	0	0	0	0	0	0	0	0	4,200
OTHER SOURCES	2,900	0	2,900	0	0	0	0	0	0	0	0	0	0	2,900
Total Funding	6,400	700	7,100	0	0	0	0	0	0	0	0	0	0	7,100

\$4,036,271 spent and encumbered through February 2021

\$2,618,459 spent and encumbered through February 2020

Project Status Constructed Longview stream project and Greenway Drive storm drain improvements.

Design Paulskirk Drive, Greenway Drive, Michaels Way storm drain improvements.

Assess Valley Mede roadway culverts and begin design.

Assess North Chatham channel and drainage improvements and begin design.

Acquired 9509, 9513 and 9514 Longview Drive and 9520 Frederick Road and removed houses. Acquired 9506 Longview Drive.

FY 2021 Budget	6,400	1,000	7,400	1,000	1,000	0	0	0	2,000	0	0	0	9,400
Difference 2021 / 2022	0	(300)	(300)	(1,000)	(1,000)	0	0	0	(2,000)	0	0	0	(2,300)

TAO #1-2019 transfers in \$1,000,000. FY20 budget request increased slightly from what was projected for FY20 in the FY19 budget request due to the identification of specific projects and initial design work performed during FY19.

Project: D1176-WATERSHED MANAGEMENT CONSTRUCTION

Description

This project is for design and construction of stormwater facility improvements. The project will include NPDES stormwater management implementation requirements, floodplain studies, including retrofitting of stormwater management ponds, restoration and certification of detention basins, continued improvement of flood alert systems, streambank restoration including bio-engineering, water quality devices (such as wetlands), storm drainage and storm drain outfall stabilization, channel restoration and water quality monitoring studies.

Justification

1. NPDES Program is required by EPA and MDE under the Clean Water Act.
2. Watershed management of floodplains is needed to provide additional protection for older communities.
3. Erosion of tributaries of the Patapsco and Patuxent Rivers needs to be addressed.

Remarks

1. This project replaces D-1158.
2. GRANT funds include local implementation grant from Chesapeake and Atlantic Coastal Bays 2010 Trust Fund, Economic Development Administration, and FEMA.
3. A portion of current request represents funding to be generated from legislation CB-8 and CR21 for stormwater utility funding, known as Watershed Protection and Restoration fund.
4. OTHER SOURCES represent Stormwater Bonds backed by Watershed Protection and Restoration fund, plus funds provided to County through Memorandums of Understandings for cost sharings.
5. Construction of some projects may be dependent upon donation of the necessary easements and-or property owner cost share participation.

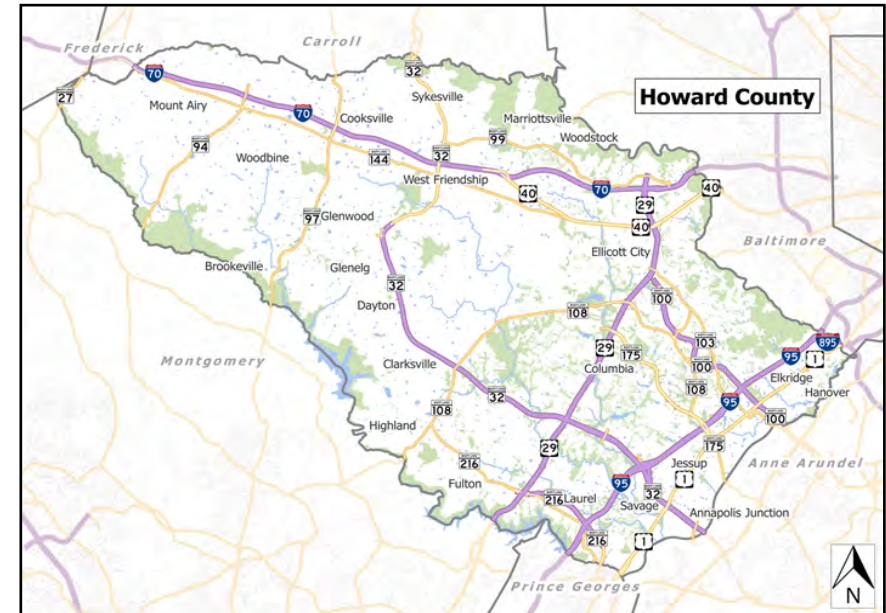
Project Schedule

FY22 - Construction: Mellen Court, Woodcrest Drive, Sunny Field Court.
 Post Construction Monitoring: Multiple sites.
 Storm Drain Verification & GIS update.
 Design: New Cut Road stream.

Operating Budget Impact

No Operating Impact

FY2022 Bonds - Annual Debt Service Payment	0
FY2022 Bonds - 20-Year Total Debt Service Payment	0
Total Project Bonds - Annual Debt Service Payment	0
Total Project Bonds - 20-Year Total Debt Service Payment	0



Fiscal 2022 Capital Budget

STORM DRAINAGE PROJECTS

Project: D1176-WATERSHED MANAGEMENT CONSTRUCTION

(In Thousands)	Five Year Capital Program										Master Plan			
	Prior Appr.	FY2022 Budget	Appr. Total	Fiscal 2023	Fiscal 2024	Fiscal 2025	Fiscal 2026	Fiscal 2027	Sub Total	Fiscal 2028	Fiscal 2029	Fiscal 2030	Fiscal 2031	Total Project
PLANS & ENGINEERING	1,100	400	1,500	200	200	0	0	0	400	0	0	0	0	1,900
LAND ACQUISITION	100	0	100	0	0	0	0	0	0	0	0	0	0	100
CONSTRUCTION	6,200	3,600	9,800	3,000	1,800	1,200	0	0	6,000	0	0	0	0	15,800
ADMINISTRATION	100	0	100	0	0	0	0	0	0	0	0	0	0	100
Total Expenditures	7,500	4,000	11,500	3,200	2,000	1,200	0	0	6,400	0	0	0	0	17,900
GRANTS	2,000	1,800	3,800	1,000	1,000	1,000	0	0	3,000	0	0	0	0	6,800
OTHER SOURCES	4,300	2,200	6,500	2,200	1,000	200	0	0	3,400	0	0	0	0	9,900
STORMWATER UTILITY FUNDING	1,200	0	1,200	0	0	0	0	0	0	0	0	0	0	1,200
Total Funding	7,500	4,000	11,500	3,200	2,000	1,200	0	0	6,400	0	0	0	0	17,900

\$3,241,009 spent and encumbered through February 2021

\$1,481,353 spent and encumbered through February 2020

Project Status New capital project to replace D1158.

Design initiated - Bonnie Branch Phase 2, Pirch Way, Valley Road storm drain, Wharffs Lane.

Construction initiated - Old Willow Way Phase 2. Post construction monitoring performed for multiple projects.

Construction complete - Pirch Way, Valley Road storm drain, Cherry Tree Farms, Sucker Branch Trib 2|5.

FY 2021 Budget	7,500	2,500	10,000	2,500	3,000	3,400	3,400	0	12,300	0	0	0		22,300
Difference 2021 / 2022	0	1,500	1,500	700	(1,000)	(2,200)	(3,400)	0	(5,900)	0	0	0	0	(4,400)

Project: D1177-STORMWATER MANAGEMENT FACILITY RECONSTRUCTION

Description

A fund for Howard County to undertake construction or repairs to stormwater management on an as-needed basis meeting the provisions of the County Code. This program is envisioned to provide rapid assistance in emergency situations.

Justification

Howard County Code Section 18.900, which requires inspection and maintenance of storm water management facilities. Metal pipe pond barrels are deteriorating as they reach the end of their expected life and need to be repaired or replaced. Sediment that has accumulated in ponds needs to be dredged.

Remarks

1. This project replaces D-1159.
2. A portion of current request represents funding to be generated from legislation CB-8 & CR21 for stormwater utility funding, known as Watershed Protection and Restoration fund.
3. Construction of some projects many be dependent upon donation of the necessary easements and-or property owner cost share participation.
4. OTHER SOURCES represents Stormwater Bonds backed by Watershed Protection and Restoration fund.

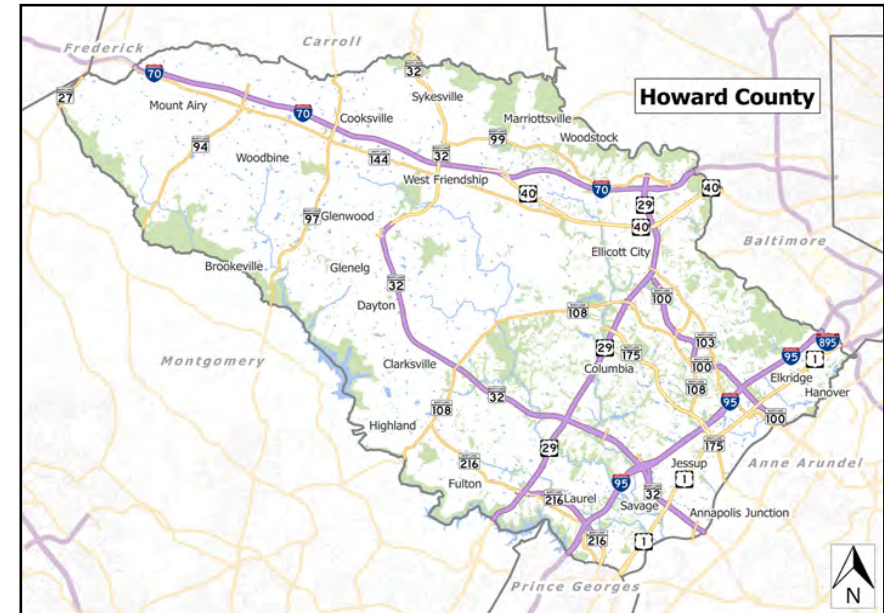
Project Schedule

- FY22 - Design: 3 stormwater management pond outlet structure repairs-replacements
- FY22 - Construction: 7 stormwater management pond outlet structure repairs-replacements

Operating Budget Impact

No Operating Impact

FY2022 Bonds - Annual Debt Service Payment	0
FY2022 Bonds - 20-Year Total Debt Service Payment	0
Total Project Bonds - Annual Debt Service Payment	15,271
Total Project Bonds - 20-Year Total Debt Service Payment	305,419



Fiscal 2022 Capital Budget

STORM DRAINAGE PROJECTS

Project: D1177-STORMWATER MANAGEMENT FACILITY RECONSTRUCTION

(In Thousands)	Five Year Capital Program									Master Plan				
	Prior Appr.	FY2022 Budget	Appr. Total	Fiscal 2023	Fiscal 2024	Fiscal 2025	Fiscal 2026	Fiscal 2027	Sub Total	Fiscal 2028	Fiscal 2029	Fiscal 2030	Fiscal 2031	Total Project
PLANS & ENGINEERING	600	600	1,200	400	400	200	0	0	1,000	0	0	0	0	2,200
LAND ACQUISITION	100	0	100	0	0	0	0	0	0	0	0	0	0	100
CONSTRUCTION	10,400	8,500	18,900	6,600	4,200	1,300	0	0	12,100	0	0	0	0	31,000
ADMINISTRATION	200	0	200	0	0	0	0	0	0	0	0	0	0	200
Total Expenditures	11,300	9,100	20,400	7,000	4,600	1,500	0	0	13,100	0	0	0	0	33,500
BONDS	200	0	200	0	0	0	0	0	0	0	0	0	0	200
GRANTS	0	1,500	1,500	0	0	0	0	0	0	0	0	0	0	1,500
OTHER SOURCES	6,100	7,600	13,700	7,000	4,600	1,500	0	0	13,100	0	0	0	0	26,800
STORMWATER UTILITY FUNDING	5,000	0	5,000	0	0	0	0	0	0	0	0	0	0	5,000
Total Funding	11,300	9,100	20,400	7,000	4,600	1,500	0	0	13,100	0	0	0	0	33,500

\$5,331,611 spent and encumbered through February 2021

\$3,413,984 spent and encumbered through February 2020

Project Status New capital project to replace D1159.

Design initiated - Whiskey Bottom West, Scottswood Court

Construction initiated - Cardinal Forest, Mayfield Manor, Nottingham Village.

Construction complete - Strawberry Fields, Hi Tech Road, Autumn Manor, Woodcrest, Calvert Ridge.

FY 2021 Budget	11,300	1,700	13,000	1,700	700	1,200	1,100	0	4,700	0	0	0		17,700
Difference 2021 / 2022	0	7,400	7,400	5,300	3,900	300	(1,100)	0	8,400	0	0	0	0	15,800

Project: D1178-STORMWATER MANAGEMENT RETROFITS

Description

A project for the retrofit of stormwater management facilities to include water quality management.

Justification

Numerous facilities built in the early period of stormwater management provide only water quantity management. Howard County's Stormwater Management NPDES permit requires the County to improve water quality, in part, through retrofitting existing facilities designed only for water quantity management.

Remarks

1. This project replaces D-1160.
2. A portion of request represents funding to be generated from legislation CB-8 and CR21 for stormwater utility funding, known as Watershed Protection and Restoration fund.
3. OTHER SOURCES represent Stormwater Bonds backed by Watershed Protection and Restoration fund, plus funds provided to County through Memorandum of Understanding of cost sharing.
4. Construction of some projects may be dependent upon donation of the necessary easements and-or property owner cost share participation.

Project Schedule

FY22 - Complete construction of Sewells Orchard pond.

Operating Budget Impact

No Operating Impact

FY2022 Bonds - Annual Debt Service Payment	0
FY2022 Bonds - 20-Year Total Debt Service Payment	0
Total Project Bonds - Annual Debt Service Payment	755,912
Total Project Bonds - 20-Year Total Debt Service Payment	15,118,242



Fiscal 2022 Capital Budget

STORM DRAINAGE PROJECTS

Project: D1178-STORMWATER MANAGEMENT RETROFITS

(In Thousands)	Five Year Capital Program									Master Plan				
	Prior Appr.	FY2022 Budget	Appr. Total	Fiscal 2023	Fiscal 2024	Fiscal 2025	Fiscal 2026	Fiscal 2027	Sub Total	Fiscal 2028	Fiscal 2029	Fiscal 2030	Fiscal 2031	Total Project
PLANS & ENGINEERING	300	0	300	100	100	100	100	100	500	100	100	100	100	1,200
LAND ACQUISITION	100	0	100	0	0	0	0	0	0	0	0	0	0	100
CONSTRUCTION	2,250	0	2,250	1,000	1,000	1,000	1,000	1,000	5,000	1,000	1,000	1,000	1,000	11,250
ADMINISTRATION	50	0	50	0	0	0	0	0	0	0	0	0	0	50
Total Expenditures	2,700	0	2,700	1,100	1,100	1,100	1,100	1,100	5,500	1,100	1,100	1,100	1,100	12,600
BONDS	0	0	0	1,100	1,100	1,100	1,100	1,100	5,500	1,100	1,100	1,100	1,100	9,900
OTHER SOURCES	2,700	0	2,700	0	0	0	0	0	0	0	0	0	0	2,700
Total Funding	2,700	0	2,700	1,100	1,100	1,100	1,100	1,100	5,500	1,100	1,100	1,100	1,100	12,600

\$525,838 spent and encumbered through February 2021

\$24,525 spent and encumbered through February 2020

Project Status New capital project to replace D1160.

Construction initiated - Sewells Orchard pond.

Construction complete - Gwynn Park Drive outfall, Carrigan Drive outfall.

FY 2021 Budget	2,700	0	2,700	0	500	500	500	0	1,500	0	0	0		4,200
Difference 2021 / 2022	0	0	0	1,100	600	600	600	1,100	4,000	1,100	1,100	1,100	1,100	8,400

Project: D1179-FY2020 COURTHOUSE DRIVE CULVERT AND SLOPE REPAIR

Description

A project to repair culvert, slope and roadway at existing 36-inch diameter culvert crossing on Courthouse Drive (1,200 LF east of Ellicott Mills Drive).

Justification

The slope is very steep and has been eroding for several years. The Bureau of Highways can no longer maintain the integrity of the side slopes and had requested the capital project.

Remarks

Several concepts for remediation considered in FY21.

Project Schedule

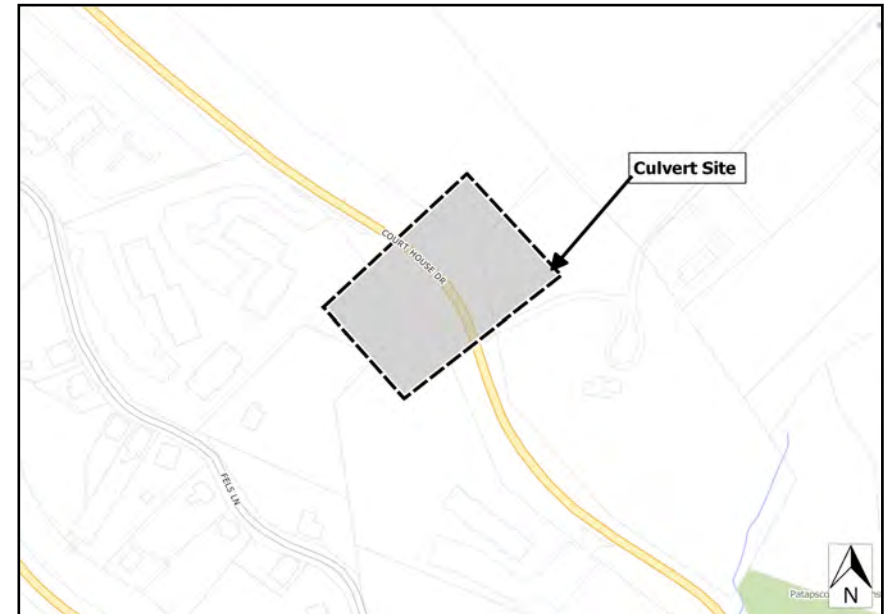
FY22 - Design and Land Acquisition

FY23 - Construction

Operating Budget Impact

No Operating Impact

FY2022 Bonds - Annual Debt Service Payment	0
FY2022 Bonds - 20-Year Total Debt Service Payment	0
Total Project Bonds - Annual Debt Service Payment	11,453
Total Project Bonds - 20-Year Total Debt Service Payment	229,064



Fiscal 2022 Capital Budget

STORM DRAINAGE PROJECTS

Project: D1179-FY2020 COURTHOUSE DRIVE CULVERT AND SLOPE REPAIR

(In Thousands)	Five Year Capital Program										Master Plan			
	Prior Appr.	FY2022 Budget	Appr. Total	Fiscal 2023	Fiscal 2024	Fiscal 2025	Fiscal 2026	Fiscal 2027	Sub Total	Fiscal 2028	Fiscal 2029	Fiscal 2030	Fiscal 2031	Total Project
PLANS & ENGINEERING	100	0	100	0	0	0	0	0	0	0	0	0	0	100
LAND ACQUISITION	50	0	50	0	0	0	0	0	0	0	0	0	0	50
Total Expenditures	150	0	150	0	0	0	0	0	0	0	0	0	0	150
BONDS	150	0	150	0	0	0	0	0	0	0	0	0	0	150
Total Funding	150	0	150	0	0	0	0	0	0	0	0	0	0	150

\$0 spent and encumbered through February 2021

\$0 spent and encumbered through February 2020

Project Status FY21 - Project in design.

FY 2021 Budget	150	1,500	1,650	0	0	0	0	0	0	0	0	0		1,650
Difference 2021 / 2022	0	(1,500)	(1,500)	0	0	0	0	0	0	0	0	0		(1,500)

Fiscal 2022 Capital Budget

STORM DRAINAGE PROJECTS

Project: D1180 - FY2021 TIBER WATERSHED IMPROVEMENTS

Description

A project for the design and construction of varying sized drainage and stormwater management projects within the Tiber Watershed.

Justification

This watershed was significantly impacted by recent flooding events. Additionally, many of the existing drainage conveyance systems have reached the end of their useful service life and need to be replaced. Much of the development within the watershed predates current storm water management requirements. This program will address these issues.

Remarks

1. Construction of some projects may be dependent upon donations from adjacent property owners.
2. This program implements recommendations from study done under CB56-2018.

Project Schedule

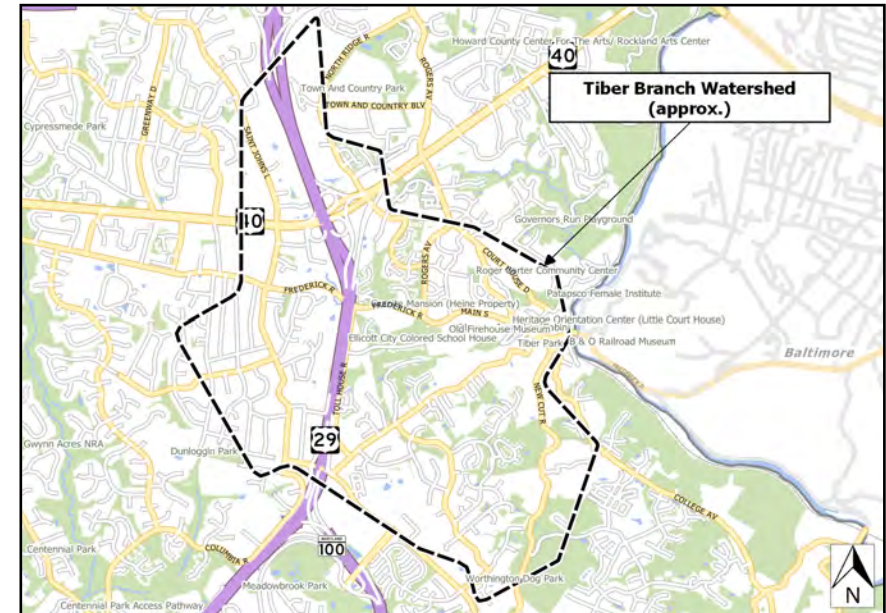
FY22 - Design and construction

FY23 - Construction

Operating Budget Impact

No Operating Impact

FY2022 Bonds - Annual Debt Service Payment	0
FY2022 Bonds - 20-Year Total Debt Service Payment	0
Total Project Bonds - Annual Debt Service Payment	76,355
Total Project Bonds - 20-Year Total Debt Service Payment	1,527,095



Fiscal 2022 Capital Budget

STORM DRAINAGE PROJECTS

Project: D1180 - FY2021 TIBER WATERSHED IMPROVEMENTS

(In Thousands)	Five Year Capital Program									Master Plan				
	Prior Appr.	FY2022 Budget	Appr. Total	Fiscal 2023	Fiscal 2024	Fiscal 2025	Fiscal 2026	Fiscal 2027	Sub Total	Fiscal 2028	Fiscal 2029	Fiscal 2030	Fiscal 2031	Total Project
PLANS & ENGINEERING	150	0	150	0	150	0	0	0	150	0	0	0	0	300
LAND ACQUISITION	100	0	100	0	0	0	0	0	0	0	0	0	0	100
CONSTRUCTION	250	0	250	0	350	0	0	0	350	0	0	0	0	600
Total Expenditures	500	0	500	0	500	0	0	0	500	0	0	0	0	1,000
BONDS	500	0	500	0	500	0	0	0	500	0	0	0	0	1,000
Total Funding	500	0	500	0	500	0	0	0	500	0	0	0	0	1,000

\$0 spent and encumbered through February 2021

\$0 spent and encumbered through February 2020

Project Status FY21 – Design of various watershed improvements is underway

FY 2021 Budget	500	500	1,000	500	0	0	0	0	500	0	0	0		1,500
Difference 2021 / 2022	0	(500)	(500)	(500)	500	0	0	0	0	0	0	0	0	(500)

Fiscal 2022 Capital Budget

STORM DRAINAGE PROJECTS

Project: D1181 - FY2021 PLUM TREE WATERSHED IMPROVEMENTS

Description

A project for the design and construction of varying sized drainage and stormwater management projects within the Plum Tree Watershed.

Justification

This watershed was significantly impacted by recent flooding events. Additionally, many of the existing drainage conveyance systems have reached the end of their useful service life and need to be replaced. Much of the development within the watershed predates current storm water management requirements. This program will address these issues

Remarks

1. Construction of some projects may be dependent upon donations from adjacent property owners.
2. This program implements recommendations from study done under CB56-2018.

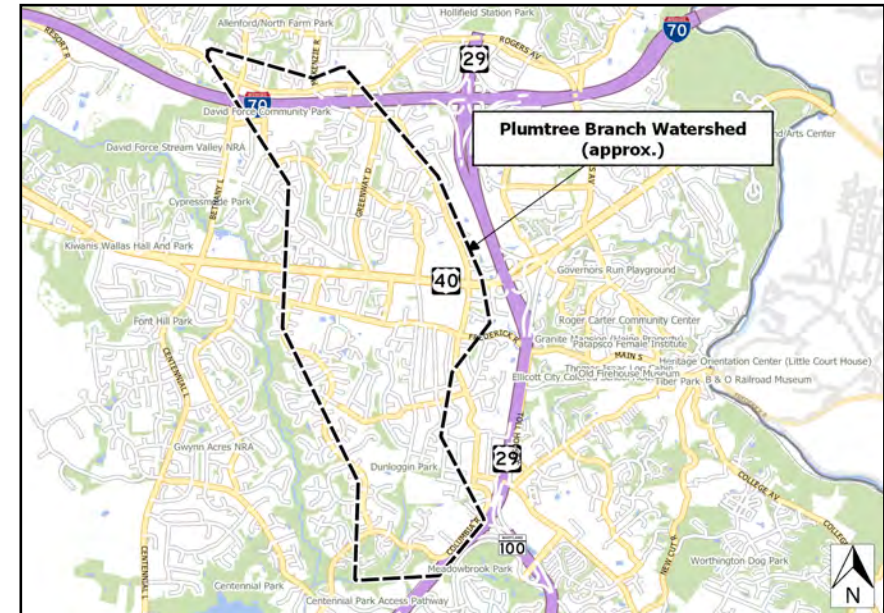
Project Schedule

- FY22 - Design and construction
- FY23 - Construction

Operating Budget Impact

No Operating Impact

FY2022 Bonds - Annual Debt Service Payment	0
FY2022 Bonds - 20-Year Total Debt Service Payment	0
Total Project Bonds - Annual Debt Service Payment	61,084
Total Project Bonds - 20-Year Total Debt Service Payment	1,221,676



Fiscal 2022 Capital Budget

STORM DRAINAGE PROJECTS

Project: D1181 - FY2021 PLUM TREE WATERSHED IMPROVEMENTS

(In Thousands)	Five Year Capital Program									Master Plan				
	Prior Appr.	FY2022 Budget	Appr. Total	Fiscal 2023	Fiscal 2024	Fiscal 2025	Fiscal 2026	Fiscal 2027	Sub Total	Fiscal 2028	Fiscal 2029	Fiscal 2030	Fiscal 2031	Total Project
PLANS & ENGINEERING	100	0	100	100	0	0	0	0	100	0	0	0	0	200
LAND ACQUISITION	50	0	50	0	0	0	0	0	0	0	0	0	0	50
CONSTRUCTION	250	0	250	300	0	0	0	0	300	0	0	0	0	550
Total Expenditures	400	0	400	400	0	0	0	0	400	0	0	0	0	800
BONDS	400	0	400	400	0	0	0	0	400	0	0	0	0	800
Total Funding	400	0	400	400	0	0	0	0	400	0	0	0	0	800

\$0 spent and encumbered through February 2021

\$0 spent and encumbered through February 2020

Project Status FY21 – Design of various watershed improvements is underway

FY 2021 Budget	400	400	800	400	0	0	0	0	400	0	0	0		1,200
Difference 2021 / 2022	0	(400)	(400)	0	0	0	0	0	0	0	0	0	0	(400)

Project: D1182-FY2021 ORCHARD RIDGE DRAINAGE IMPROVEMENTS

Description

This project is for the design and construction of drainage and stormwater management improvements in the Orchard Ridge community.

Justification

There are several locations of drainage conveyance issues in the vicinity of Hale Haven Drive and Carman Drive. Additionally, the adjacent tributary is severely eroding neighboring properties. Highways is unable to adequately maintain the area or address resident concerns.

Remarks

1. A study of the area was done to determine possible solutions for runoff and stream erosion in the area. This project will advance the recommended solutions.
2. Construction may be dependent upon donation of easements from adjacent property owners.
3. Request represents project advancement.

Project Schedule

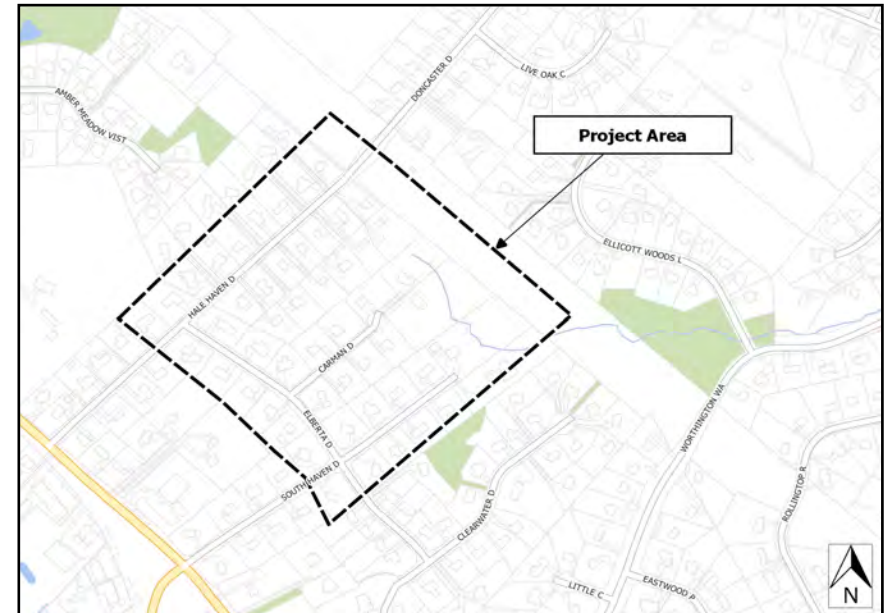
FY22 - Land Acquisition and Construction along tributary

FY23 - Design, Land Acquisition and Construction along Hale Haven & Carman Drives.

Operating Budget Impact

Decrease.

FY2022 Bonds - Annual Debt Service Payment	38,177
FY2022 Bonds - 20-Year Total Debt Service Payment	763,548
Total Project Bonds - Annual Debt Service Payment	108,806
Total Project Bonds - 20-Year Total Debt Service Payment	2,176,111



Fiscal 2022 Capital Budget

STORM DRAINAGE PROJECTS

Project: D1182-FY2021 ORCHARD RIDGE DRAINAGE IMPROVEMENTS

(In Thousands)	Five Year Capital Program										Master Plan			
	Prior Appr.	FY2022 Budget	Appr. Total	Fiscal 2023	Fiscal 2024	Fiscal 2025	Fiscal 2026	Fiscal 2027	Sub Total	Fiscal 2028	Fiscal 2029	Fiscal 2030	Fiscal 2031	Total Project
PLANS & ENGINEERING	175	75	250	0	0	0	0	0	0	0	0	0	0	250
LAND ACQUISITION	400	25	425	0	0	0	0	0	0	0	0	0	0	425
CONSTRUCTION	0	400	400	350	0	0	0	0	350	0	0	0	0	750
Total Expenditures	575	500	1,075	350	0	0	0	0	350	0	0	0	0	1,425
BONDS	575	500	1,075	350	0	0	0	0	350	0	0	0	0	1,425
Total Funding	575	500	1,075	350	0	0	0	0	350	0	0	0	0	1,425

\$78,721 spent and encumbered through February 2021

\$0 spent and encumbered through February 2020

Project Status FY21 - Initial land acquisition complete. Design of diversion along BGE right-of-way underway along with requisite land acquisition

FY 2021 Budget	575	300	875	350	0	0	0	0	350	0	0	0		1,225
Difference 2021 / 2022	0	200	200	0	0	0	0	0	0	0	0	0	0	200

Howard County, MD
FY 2022 Executive Proposed Capital Budget
SCHOOL SYSTEM PROJECTS

Project Information	Funding Source	Prior Approp.	FY 2022	Total	FY 2023	FY 2024	FY 2025	FY 2026	FY 2027	Total
E0973-FY2003 WAVERLY ELEM RENOVATION/PHASE II ADDITION This project will be completed in two phases at Waverly Elementary School.	A	13,043	0	13,043	0	0	0	0	0	13,043
	B	23,073	0	23,073	0	0	0	0	0	23,073
	T	3,200	0	3,200	0	0	0	0	0	3,200
	Z	885	0	885	0	0	0	0	0	885
	Total	40,201	0	40,201	0	0	0	0	0	0
E0980-FY2004 SYSTEMIC RENOVATIONS Improvements and installation of systemic renovations at various school sites, including projects of a critical nature such as sprinkler repair, HVAC repair, window replacement, and other projects in support of the local CIP outlined in the HCPSS Comprehensive Maintenance Plan, as well as emergent projects on school properties.	A	98,441	0	98,441	0	0	0	0	0	98,441
	B	128,296	0	128,296	0	0	0	0	0	128,296
	P	4,555	0	4,555	0	0	0	0	0	4,555
	T	6,100	0	6,100	0	0	0	0	0	6,100
	Z	28,438	0	28,438	0	0	0	0	0	28,438
Total	265,830	0	265,830	0	0	0	0	0	0	265,830
E0989-FY1989 BARRIER-FREE PROJECTS Installation of ramps; alteration of restrooms, fixtures and drinking fountains; and various modifications to make all remaining spaces (school buildings and school sites) accessible to the public, students, teachers, and staff.	B	4,000	0	4,000	0	0	0	0	0	4,000
	E	200	0	200	0	0	0	0	0	200
	P	303	0	303	0	0	0	0	0	303
	T	1,450	200	1,650	200	200	200	200	200	2,650
	Total	5,953	200	6,153	200	200	200	200	200	200
E0990-FY2002 PLAYGROUND EQUIPMENT Improvements and installation of playground equipment at various school sites.	B	2,350	0	2,350	0	0	0	0	0	2,350
	E	0	250	250	250	250	500	500	500	2,250
	T	830	0	830	0	0	0	0	0	830
	Total	3,180	250	3,430	250	250	500	500	500	500
E0994-FY2004 ROOFING PROGRAM Reroofing for various schools including design and construction of repairs to existing roofs, old roof removal, new flashing and drains, and installation of new roofing structure and material.	A	10,971	0	10,971	0	0	0	0	0	10,971
	B	25,866	0	25,866	0	0	0	0	0	25,866
	T	3,251	0	3,251	0	0	0	0	0	3,251
	Z	4,500	0	4,500	0	0	0	0	0	4,500
	Total	44,588	0	44,588	0	0	0	0	0	0

Howard County, MD
FY 2022 Executive Proposed Capital Budget
SCHOOL SYSTEM PROJECTS

Project Information	Funding Source	Prior Approp.	FY 2022	Total	FY 2023	FY 2024	FY 2025	FY 2026	FY 2027	Total
E0995-SITE ACQUISITION and CONSTRUCTION RESERVE	A	911	0	911	0	0	0	0	0	911
This account is a contingency fund for site acquisition and school construction at various school sites.	B	9,425	0	9,425	0	0	0	0	0	9,425
	T	8,817	0	8,817	0	0	0	0	0	8,817
	Total	19,153	0	19,153	0	0	0	0	0	19,153
E1012-FY2008 SCHOOL PARKING LOT EXPANSION	A	1,421	0	1,421	0	0	0	0	0	1,421
A project to provide for the construction of additional parking spaces, repairs, and modification of parking lots to improve traffic flow patterns at existing school sites.	B	2,779	0	2,779	0	0	0	0	0	2,779
	T	0	0	0	0	0	600	600	600	1,800
	Total	4,200	0	4,200	0	0	600	600	600	6,000
E1024-FY2019 HAMMOND HIGH SCHOOL RENOVATION/ADDITION	A	0	4,446	4,446	15,000	13,000	0	0	0	32,446
A project to expand educational program spaces and renovate Hammond High School.	B	24,117	15,058	39,175	13,490	-2,000	0	0	0	50,665
	OG	13,889	0	13,889	0	0	0	0	0	13,889
	Total	38,006	19,504	57,510	28,490	11,000	0	0	0	97,000
E1028-FY2016 NEW ELEMENTARY SCHOOL #42	A	14,908	0	14,908	0	0	0	0	0	14,908
A project to construct a new elementary school to relieve the Northeastern and Southeastern regions.	B	26,815	0	26,815	0	0	0	0	0	26,815
	Total	41,723	0	41,723	0	0	0	0	0	41,723
	E1033-FY2015 PATUXENT VALLEY MIDDLE SCHOOL RENOVATION	A	10,604	0	10,604	0	0	0	0	10,604
A project to expand educational program spaces and renovate Patuxent Valley Middle School.	B	15,860	0	15,860	0	0	0	0	0	15,860
	T	1,400	0	1,400	0	0	0	0	0	1,400
	Total	27,864	0	27,864	0	0	0	0	0	27,864
E1035-FY2019 NEW HIGH SCHOOL #13	A	28,000	15,000	43,000	11,000	0	0	0	0	54,000
A project to construct a new high school to accommodate enrollment growth.	B	26,986	23,073	50,059	6,607	2,762	0	0	0	59,428
	E	0	3,750	3,750	7,750	4,193	0	0	0	15,693
	T	0	876	876	0	0	0	0	0	876
	Total	54,986	42,699	97,685	25,357	6,955	0	0	0	129,997

Howard County, MD
FY 2022 Executive Proposed Capital Budget
SCHOOL SYSTEM PROJECTS

Project Information	Funding Source	Prior Approp.	FY 2022	Total	FY 2023	FY 2024	FY 2025	FY 2026	FY 2027	Total	
E1036-OAKLAND MILLS MIDDLE SCHOOL RENOVATION The Oakland Mills Middle School project will renovate and add seats to the existing facility.	A	0	0	0	0	0	0	0	0	0	
	B	0	0	0	0	0	0	0	0	0	
	E	0	0	0	0	0	0	0	5,479	5,479	
	Total	0	0	0	0	0	0	0	0	5,479	5,479
	<hr/>										
E1038-FY2017 PLANNING AND DESIGN The Planning and Design project has been established to provide funding for scope studies prior to the funding of individual projects.	T	1,100	300	1,400	300	300	300	300	300	2,900	
	Total	1,100	300	1,400	300	300	300	300	300	2,900	
	<hr/>										
E1039-NEW ELEM SCHOOL #43 The New Elementary School #43 will be a new facility.	A	0	0	0	0	0	0	0	13,000	13,000	
	B	0	0	0	0	0	0	14,077	4,000	18,077	
	E	0	0	0	0	0	7,065	3,423	0	10,488	
	Total	0	0	0	0	0	7,065	17,500	17,000	41,565	
	<hr/>										
E1040-NEW ELEM SCHOOL #44 The New Elementary School #44 will be a new facility in the Northern region to accommodate enrollment growth.	A	0	0	0	0	0	0	0	0	0	
	B	0	0	0	0	0	0	0	0	0	
	E	0	0	0	0	0	0	0	0	0	
	Total	0	0	0	0	0	0	0	0	0	
	<hr/>										
E1043-FY2019 TALBOTT SPRINGS ELEM SCHOOL REPLACEMENT The planned scope of work for Talbott Springs Elementary School (TSES) includes a full replacement with a capacity of 540 students to provide an energy efficient building with programmatic and physical upgrades as well as new mechanical, electrical, and technology systems.	A	5,698	8,221	13,919	0	0	0	0	0	13,919	
	B	31,679	-3,131	28,548	0	0	0	0	0	28,548	
	Z	1,000	0	1,000	0	0	0	0	0	1,000	
	Total	38,377	5,090	43,467	0	0	0	0	0	0	43,467
	<hr/>										
E1044-FY2019 SYSTEMIC RENOVATIONS Improvements and installation of systemic renovations at various school sites.	A	6,749	0	6,749	1,045	5,830	5,830	5,500	4,015	28,969	
	B	23,337	0	23,337	11,903	31,238	22,880	17,923	24,710	131,991	
	E	1,800	0	1,800	1,000	1,000	1,000	1,000	1,000	6,800	
	<hr/>										

Howard County, MD
FY 2022 Executive Proposed Capital Budget
SCHOOL SYSTEM PROJECTS

Project Information	Funding Source	Prior Approp.	FY 2022	Total	FY 2023	FY 2024	FY 2025	FY 2026	FY 2027	Total
E1044-FY2019 SYSTEMIC RENOVATIONS	OG	5,798	0	5,798	0	0	0	0	0	5,798
Improvements and installation of systemic renovations at various school sites.	P	1,400	0	1,400	0	0	0	0	0	1,400
	T	19,050	8,124	27,174	7,000	5,000	3,150	3,150	3,150	48,624
	Total	58,134	8,124	66,258	20,948	43,068	32,860	27,573	32,875	223,582
E1045-FY2019 RELOCATABLE CLASSROOMS	B	4,800	0	4,800	0	0	0	0	0	4,800
This request will provide funds for the relocation of existing portable classrooms or purchase of new portable classrooms to be placed at schools in need of additional capacity.	T	1,700	1,500	3,200	1,500	1,500	1,500	1,500	1,500	10,700
	Total	6,500	1,500	8,000	1,500	1,500	1,500	1,500	1,500	15,500
E1046-FY2019 ROOFING	A	8,109	0	8,109	0	0	2,500	2,500	2,500	15,609
Reroofing for various schools including design and construction of repairs to existing roofs, old roof removal, new flashing and drains, and installation of new roofing structure and material.	B	8,888	0	8,888	0	0	0	0	0	8,888
	E	1,000	0	1,000	0	0	0	0	0	1,000
	T	0	1,000	1,000	1,000	1,000	2,250	2,250	2,250	9,750
	Total	17,997	1,000	18,997	1,000	1,000	4,750	4,750	4,750	35,247
E1047-SITE ACQUISITION AND CONSTRUCTION RESERVE	B	0	0	0	0	0	0	0	0	0
This project is a contingency fund for site acquisition and school construction reserve at various school sites.	E	0	0	0	0	0	0	0	0	0
	Total	0	0	0	0	0	0	0	0	0
E1048-FY2019 TECHNOLOGY	T	7,500	1,000	8,500	1,000	3,000	3,000	3,000	3,000	21,500
A capital project to provide and sustain a viable technology infrastructure consistent with the HCPSS strategic technology plan at various school sites.	Total	7,500	1,000	8,500	1,000	3,000	3,000	3,000	3,000	21,500
E1049-DUNLOGGIN MS RENOVATION/ADDITION	A	0	0	0	0	0	0	10,000	9,107	19,107
A project to expand educational program spaces with 195 seats of new capacity and renovate Dunloggin Middle School.	B	0	0	0	0	0	9,120	0	3,290	12,410
	E	0	0	0	0	3,557	435	4,077	2,021	10,090
	Total	0	0	0	0	3,557	9,555	14,077	14,418	41,607

Howard County, MD
FY 2022 Executive Proposed Capital Budget
SCHOOL SYSTEM PROJECTS

Project Information	Funding Source	Prior Approp.	FY 2022	Total	FY 2023	FY 2024	FY 2025	FY 2026	FY 2027	Total
E1052-FY2024 NEW HIGH SCHOOL #14 The New High School #14 will be a new facility.	A	0	0	0	0	0	0	0	0	0
	B	0	0	0	0	0	0	0	0	0
	Total	0	0	0	0	0	0	0	0	0
SCHOOL SYSTEM PROJECTS Total		675,292	79,667	754,959	79,045	70,830	60,330	70,000	80,622	1,115,786

Howard County, MD
FY 2022 Executive Proposed Capital Budget (\$000)
SCHOOL SYSTEM PROJECTS

	Revenue Source	Prior Total	Current FY	Appropriation Total
B	BONDS	358,271	35,000	393,271
Z	EDUCATION EXCISE BONDS	34,823	0	34,823
E	EXCISE TAX	3,000	4,000	7,000
OG	Other GO	19,687	0	19,687
P	PAY AS YOU GO	6,258	0	6,258
A	STATE AID for SCHOOLS	198,855	27,667	226,522
T	TRANSFER TAX	54,398	13,000	67,398
Total		675,292	79,667	754,959

Howard County, MD
FY 2022 Executive Proposed 5 Year Capital Budget Project Type Summary
SCHOOL SYSTEM PROJECTS

Revenue Source		Prior Approp	Current FY	2023	2024	2025	2026	2027	Total
A	STATE AID for SCHOOLS	198,855	27,667	27,045	18,830	8,330	18,000	28,622	327,349
B	BONDS	358,271	35,000	32,000	32,000	32,000	32,000	32,000	553,271
E	EXCISE TAX	3,000	4,000	9,000	9,000	9,000	9,000	9,000	52,000
OG	Other GO	19,687	0	0	0	0	0	0	19,687
P	PAY AS YOU GO	6,258	0	0	0	0	0	0	6,258
T	TRANSFER TAX	54,398	13,000	11,000	11,000	11,000	11,000	11,000	122,398
Z	EDUCATION EXCISE BONDS	34,823	0	0	0	0	0	0	34,823
Total		675,292	79,667	79,045	70,830	60,330	70,000	80,622	1,115,786

Project: E0973-FY2003 WAVERLY ELEM RENOVATION/PHASE II ADDITION

Description

This project will be completed in two phases at Waverly Elementary School. Phase I was a project to construct additional space for 125 students (5 classrooms) above previous capacity (Grades 1-5), additional space for 22 kindergarten students (1 classroom) and a cafeteria expansion and was completed in August 2007. Phase II will be a project to construct additional classrooms, additional core infrastructure space and renovate the existing building. The complete scope of this project is defined by the BOE approved construction document (CD) brochures (see Policy 6020 for complete description of process) and any change orders approved subsequent to submittal of the CD brochures.

Justification

The addition is needed to support redistricting from Manor Woods ES. Manor Woods cannot host additional capacity due to regulatory limitations on the operation of the on-site waste water treatment system.

Remarks

1. The original building was constructed in 1990.
2. Phase I prior appropriations are included in this project.
3. FY20 TAO1 transferred \$568,000 from this project to E1044 (Systemic Renovations).

Project Schedule

Phase I Complete

Phase II will be accomplished concurrently with a renovation:

2015: Feasibility Study

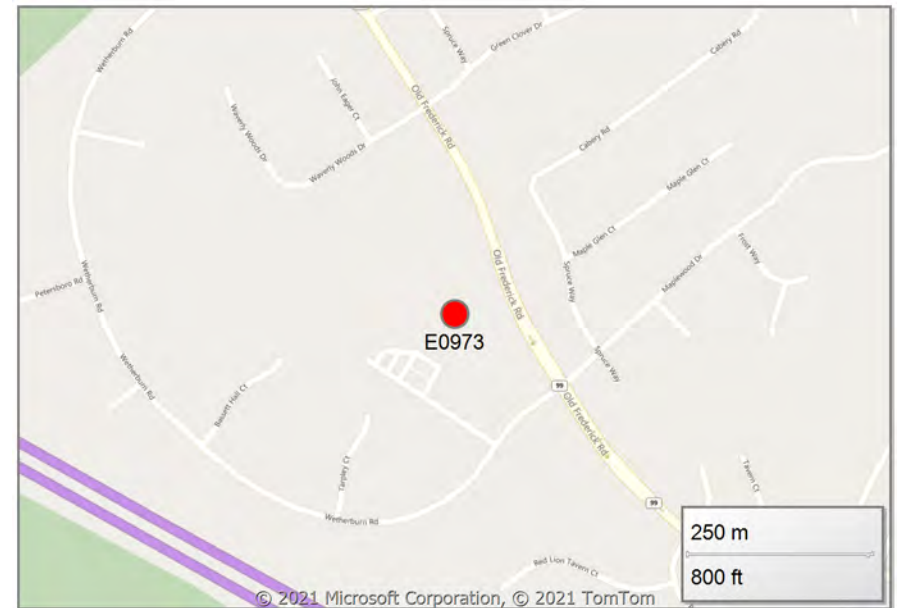
2015-2016: Planning

2016-2018: Construction

Operating Budget Impact

Upon completion, the maintenance of this facility will be the responsibility of HCPSS Facilities Services. Operating cost impact is unknown at this time.

FY2022 Bonds - Annual Debt Service Payment	0
FY2022 Bonds - 20-Year Total Debt Service Payment	0
Total Project Bonds - Annual Debt Service Payment	1,829,307
Total Project Bonds - 20-Year Total Debt Service Payment	36,586,145



Fiscal 2022 Capital Budget

SCHOOL SYSTEM PROJECTS

Project: E0973-FY2003 WAVERLY ELEM RENOVATION/PHASE II ADDITION

(In Thousands)	Five Year Capital Program										Master Plan			
	Prior Appr.	FY2022 Budget	Appr. Total	Fiscal 2023	Fiscal 2024	Fiscal 2025	Fiscal 2026	Fiscal 2027	Sub Total	Fiscal 2028	Fiscal 2029	Fiscal 2030	Fiscal 2031	Total Project
PLANS & ENGINEERING	1,061	0	1,061	0	0	0	0	0	0	0	0	0	0	1,061
CONSTRUCTION	36,603	0	36,603	0	0	0	0	0	0	0	0	0	0	36,603
EQUIPMENT & FURNISHINGS	2,537	0	2,537	0	0	0	0	0	0	0	0	0	0	2,537
OTHER	0	0	0	0	0	0	0	0	0	0	0	0	0	0
Total Expenditures	40,201	0	40,201	0	0	0	0	0	0	0	0	0	0	40,201
BONDS	23,073	0	23,073	0	0	0	0	0	0	0	0	0	0	23,073
STATE AID for SCHOOLS	13,043	0	13,043	0	0	0	0	0	0	0	0	0	0	13,043
TRANSFER TAX	3,200	0	3,200	0	0	0	0	0	0	0	0	0	0	3,200
EDUCATION EXCISE BONDS	885	0	885	0	0	0	0	0	0	0	0	0	0	885
Total Funding	40,201	0	40,201	0	0	0	0	0	0	0	0	0	0	40,201

\$38,731,916 spent and encumbered through February 2021

\$25,387,274 spent and encumbered through February 2020

Project Status Phase I Completed in 2007. Phase II in Construction.

Timing: This project was originally scheduled for 2010 and has been moved out to 2018 based upon enrollment projections.

FY 2021 Budget	40,201	0	40,201	0	0	0	0	0	0	0	0	0		40,201
Difference 2021 / 2022	0	0	0	0	0	0	0	0	0	0	0	0	0	0

Project: E0980-FY2004 SYSTEMIC RENOVATIONS

Description

Improvements and installation of systemic renovations at various school sites, including projects of a critical nature such as sprinkler repair, HVAC repair, window replacement, and other projects in support of the local CIP outlined in the HCPSS Comprehensive Maintenance Plan, as well as emergent projects on school properties. For larger systemic renovation projects (see schools listed in the remarks section) the complete scope of these projects are defined by the BOE approved construction documents (CD) brochure (see Policy 6020 for complete description of process) and any change orders approved subsequent to submittal of the CD brochure.

Justification

The systemic renovation program will include projects that are needed to bring older facilities up to current standards in lighting, electrical, HVAC systems, reconfiguring space, handicap accessible improvements, and provide for upgrades to other building systems.

Remarks

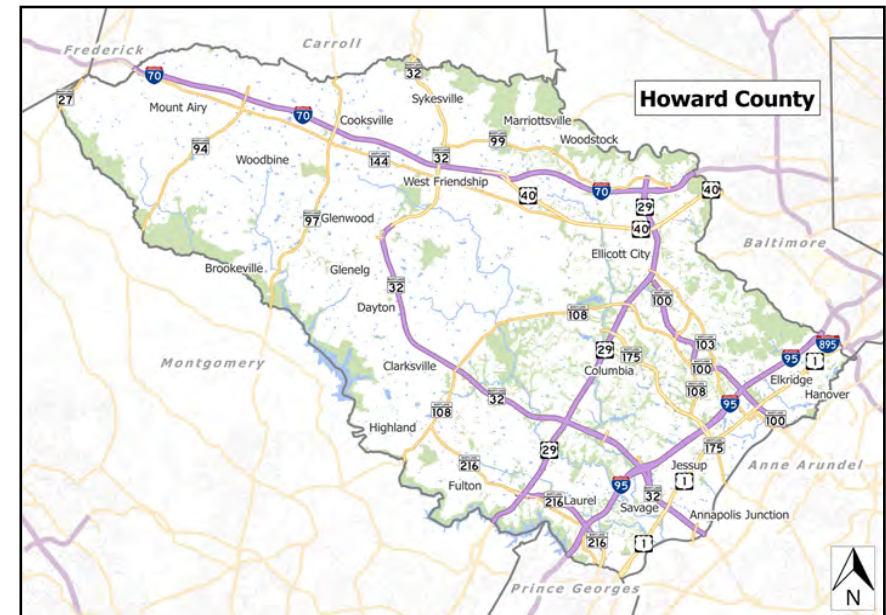
1. The systemic renovations project also supports emergency and deferred systemic capital projects.
2. Prior Appropriation includes transfers legislated by Council Resolution 1-2015.

Project Schedule

Operating Budget Impact

Upon completion, the maintenance of these facilities will be the responsibility of HCPSS Facilities Services. Operating cost impact is unknown at this time.

FY2022 Bonds - Annual Debt Service Payment	0
FY2022 Bonds - 20-Year Total Debt Service Payment	0
Total Project Bonds - Annual Debt Service Payment	11,967,386
Total Project Bonds - 20-Year Total Debt Service Payment	239,347,727



Fiscal 2022 Capital Budget

SCHOOL SYSTEM PROJECTS

Project: E0980-FY2004 SYSTEMIC RENOVATIONS

(In Thousands)	Five Year Capital Program									Master Plan				
	Prior Appr.	FY2022 Budget	Appr. Total	Fiscal 2023	Fiscal 2024	Fiscal 2025	Fiscal 2026	Fiscal 2027	Sub Total	Fiscal 2028	Fiscal 2029	Fiscal 2030	Fiscal 2031	Total Project
CONSTRUCTION	265,830	0	265,830	0	0	0	0	0	0	0	0	0	0	265,830
OTHER	0	0	0	0	0	0	0	0	0	0	0	0	0	0
Total Expenditures	265,830	0	265,830	0	0	0	0	0	0	0	0	0	0	265,830
BONDS	128,296	0	128,296	0	0	0	0	0	0	0	0	0	0	128,296
PAY AS YOU GO	4,555	0	4,555	0	0	0	0	0	0	0	0	0	0	4,555
STATE AID for SCHOOLS	98,441	0	98,441	0	0	0	0	0	0	0	0	0	0	98,441
TRANSFER TAX	6,100	0	6,100	0	0	0	0	0	0	0	0	0	0	6,100
EDUCATION EXCISE BONDS	28,438	0	28,438	0	0	0	0	0	0	0	0	0	0	28,438
Total Funding	265,830	0	265,830	0	0	0	0	0	0	0	0	0	0	265,830

\$253,583,593 spent and encumbered through February 2021

\$164,380,585 spent and encumbered through February 2020

Project Status

FY 2021 Budget	265,830	0	265,830	0	0	0	0	0	0	0	0	0	0	265,830
Difference 2021 / 2022	0	0	0	0	0	0	0	0	0	0	0	0	0	0

Fiscal 2022 Capital Budget

SCHOOL SYSTEM PROJECTS

Project: E0989-FY1989 BARRIER-FREE PROJECTS

Description

Installation of ramps; alteration of restrooms, fixtures and drinking fountains; and various modifications to make all remaining spaces (school buildings and school sites) accessible to the public, students, teachers, and staff.

Justification

Federal, state, and local regulations require that school facilities be made accessible to persons with disabilities by removing barriers to access.

Remarks

1. Examples of projects include stadium bleacher ramps, play field access ramps, automatic door opening devices, and reconfiguration of bathroom fixtures and partitions to allow wheelchair access.
2. Other school specific projects that remove barriers as described in justification.

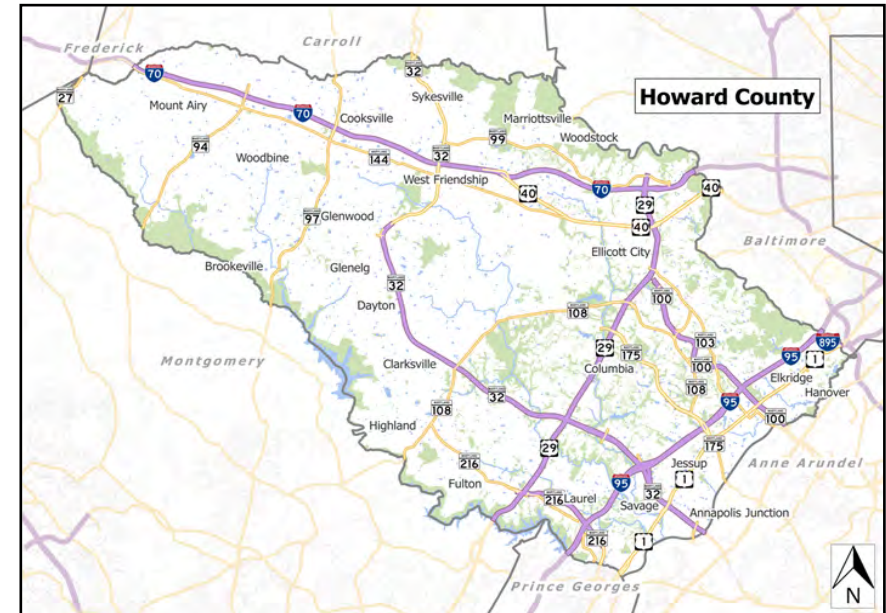
Project Schedule

Barrier-Free Projects are directly related to students, staff, and public need for facility modifications as they occur on an ongoing basis.

Operating Budget Impact

Estimated operating cost impact upon completion: No increase

FY2022 Bonds - Annual Debt Service Payment	0
FY2022 Bonds - 20-Year Total Debt Service Payment	0
Total Project Bonds - Annual Debt Service Payment	305,419
Total Project Bonds - 20-Year Total Debt Service Payment	6,108,380



Explanation of Changes

N/A

Fiscal 2022 Capital Budget

SCHOOL SYSTEM PROJECTS

Project: E0989-FY1989 BARRIER-FREE PROJECTS

(In Thousands)	Five Year Capital Program									Master Plan				
	Prior Appr.	FY2022 Budget	Appr. Total	Fiscal 2023	Fiscal 2024	Fiscal 2025	Fiscal 2026	Fiscal 2027	Sub Total	Fiscal 2028	Fiscal 2029	Fiscal 2030	Fiscal 2031	Total Project
CONSTRUCTION	5,500	200	5,700	200	200	200	200	200	1,000	200	200	200	200	7,500
EQUIPMENT & FURNISHINGS	453	0	453	0	0	0	0	0	0	0	0	0	0	453
OTHER	0	0	0	0	0	0	0	0	0	0	0	0	0	0
Total Expenditures	5,953	200	6,153	200	200	200	200	200	1,000	200	200	200	200	7,953
BONDS	4,000	0	4,000	0	0	0	0	0	0	0	0	0	0	4,000
EXCISE TAX	200	0	200	0	0	0	0	0	0	0	0	0	0	200
PAY AS YOU GO	303	0	303	0	0	0	0	0	0	0	0	0	0	303
TRANSFER TAX	1,450	200	1,650	200	200	200	200	200	1,000	200	200	200	200	3,450
Total Funding	5,953	200	6,153	200	200	200	200	200	1,000	200	200	200	200	7,953

\$5,798,310 spent and encumbered through February 2021

\$5,701,491 spent and encumbered through February 2020

Project Status Ongoing.

FY 2021 Budget	5,953	200	6,153	200	200	200	200	200	1,000	200	200	200		7,753
Difference 2021 / 2022	0	0	0	0	0	0	0	0	0	0	0	0	200	200

TAO2-2019 transferred in \$150,000 in General Obligation Bonds from E1028.

Fiscal 2022 Capital Budget

SCHOOL SYSTEM PROJECTS

Project: E0990-FY2002 PLAYGROUND EQUIPMENT

Description

Improvements and installation of playground equipment at various school sites.

Justification

The program will include projects that are needed to bring older schools' playgrounds up to current standards.

Remarks

Playgrounds at the following schools are under consideration for replacement:

1. Bryant Woods ES.
2. Guilford ES.
3. Clarksville ES

Project Schedule

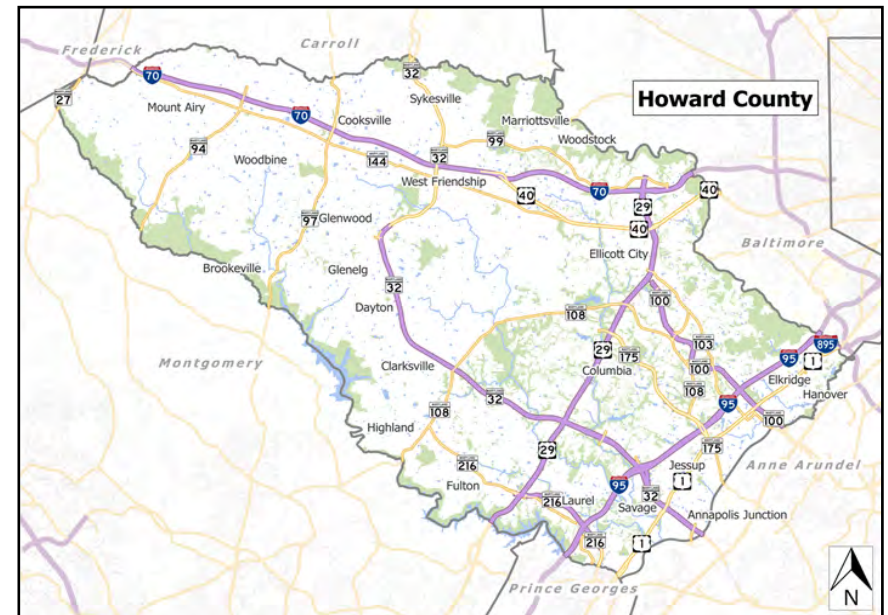
April: Final Site Specific Selection and Requisition

July-August: Equipment Installation

Operating Budget Impact

Estimated operating cost impact upon completion: No increase

FY2022 Bonds - Annual Debt Service Payment	0
FY2022 Bonds - 20-Year Total Debt Service Payment	0
Total Project Bonds - Annual Debt Service Payment	217,611
Total Project Bonds - 20-Year Total Debt Service Payment	4,352,221



Fiscal 2022 Capital Budget

SCHOOL SYSTEM PROJECTS

Project: E0990-FY2002 PLAYGROUND EQUIPMENT

(In Thousands)	Five Year Capital Program									Master Plan				
	Prior Appr.	FY2022 Budget	Appr. Total	Fiscal 2023	Fiscal 2024	Fiscal 2025	Fiscal 2026	Fiscal 2027	Sub Total	Fiscal 2028	Fiscal 2029	Fiscal 2030	Fiscal 2031	Total Project
CONSTRUCTION	3,180	250	3,430	250	250	500	500	500	2,000	500	500	500	500	7,430
OTHER	0	0	0	0	0	0	0	0	0	0	0	0	0	0
Total Expenditures	3,180	250	3,430	250	250	500	500	500	2,000	500	500	500	500	7,430
BONDS	2,350	0	2,350	0	0	0	0	0	0	0	0	0	500	2,850
EXCISE TAX	0	250	250	250	250	500	500	500	2,000	500	500	500	500	4,250
TRANSFER TAX	830	0	830	0	0	0	0	0	0	0	0	0	0	830
Total Funding	3,180	250	3,430	250	250	500	500	500	2,000	500	500	500	1,000	7,930

\$3,229,240 spent and encumbered through February 2021

\$2,906,492 spent and encumbered through February 2020

Project Status Ongoing.

Timing: It is likely that several ES playground equipment replacements will be deferred due to funding constraints.

FY 2021 Budget	3,180	250	3,430	250	250	500	500	500	2,000	500	500	500		6,930
Difference 2021 / 2022	0	0	0	0	0	0	0	0	0	0	0	0	750	750

Changes from prior plan reflect HCPSS prioritization within affordable funding levels.

Fiscal 2022 Capital Budget

SCHOOL SYSTEM PROJECTS

Project: E0994-FY2004 ROOFING PROGRAM

Description

Reroofing for various schools including design and construction of repairs to existing roofs, old roof removal, new flashing and drains, and installation of new roofing structure and material.

Justification

The roof system is the largest single area of the building that must endure the most severe weather conditions. The roof protects the structural integrity of the building as well as equipment. Because of building age and environmental conditions, scheduled roof replacements must be completed to protect the investment that has been made in many facilities.

Remarks

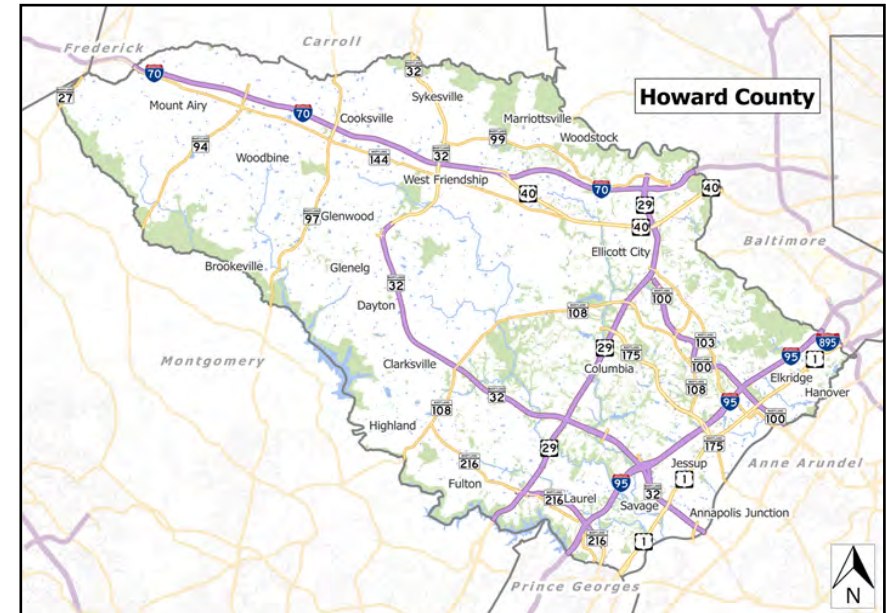
When feasible, roofing projects will be considered in conjunction with systemic renovations.

Project Schedule

Operating Budget Impact

No Operating Impact

FY2022 Bonds - Annual Debt Service Payment	0
FY2022 Bonds - 20-Year Total Debt Service Payment	0
Total Project Bonds - Annual Debt Service Payment	2,318,589
Total Project Bonds - 20-Year Total Debt Service Payment	46,371,770



Fiscal 2022 Capital Budget

SCHOOL SYSTEM PROJECTS

Project: E0994-FY2004 ROOFING PROGRAM

(In Thousands)	Five Year Capital Program										Master Plan			
	Prior Appr.	FY2022 Budget	Appr. Total	Fiscal 2023	Fiscal 2024	Fiscal 2025	Fiscal 2026	Fiscal 2027	Sub Total	Fiscal 2028	Fiscal 2029	Fiscal 2030	Fiscal 2031	Total Project
PLANS & ENGINEERING	0	0	0	0	0	0	0	0	0	0	0	0	0	0
CONSTRUCTION	44,588	0	44,588	0	0	0	0	0	0	0	0	0	0	44,588
Total Expenditures	44,588	0	44,588	0	0	0	0	0	0	0	0	0	0	44,588
BONDS	25,866	0	25,866	0	0	0	0	0	0	0	0	0	0	25,866
STATE AID for SCHOOLS	10,971	0	10,971	0	0	0	0	0	0	0	0	0	0	10,971
TRANSFER TAX	3,251	0	3,251	0	0	0	0	0	0	0	0	0	0	3,251
EDUCATION EXCISE BONDS	4,500	0	4,500	0	0	0	0	0	0	0	0	0	0	4,500
Total Funding	44,588	0	44,588	0	0	0	0	0	0	0	0	0	0	44,588

\$33,617,000 spent and encumbered through February 2021

\$33,496,470 spent and encumbered through February 2020

Project Status

FY 2021 Budget	44,588	0	44,588	0	0	0	0	0	0	0	0	0		44,588
Difference 2021 / 2022	0	0	0	0	0	0	0	0	0	0	0	0	0	0

Fiscal 2022 Capital Budget

SCHOOL SYSTEM PROJECTS

Project: E0995-SITE ACQUISITION and CONSTRUCTION RESERVE

Description

This account is a contingency fund for site acquisition and school construction at various school sites. Recent emergent maintenance requirements have strained the school system's existing construction contingency accounts and additional funding is required to ensure that urgently needed repairs can be completed without delay.

Justification

This fund is needed as a contingency reserve providing funds for use on an as-needed basis.

Remarks

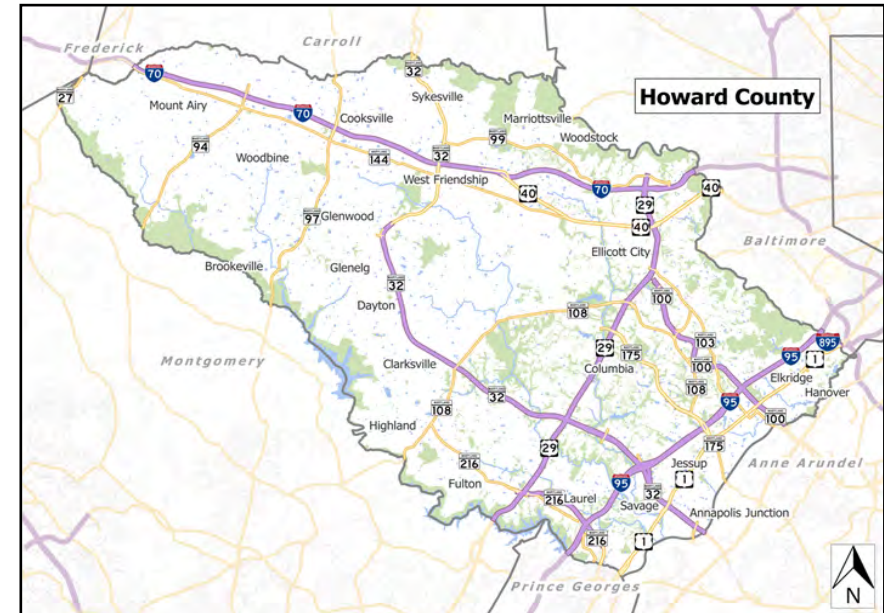
Site funds are needed for future enrollment growth.

Project Schedule

Operating Budget Impact

No Operating Impact

FY2022 Bonds - Annual Debt Service Payment	0
FY2022 Bonds - 20-Year Total Debt Service Payment	0
Total Project Bonds - Annual Debt Service Payment	719,644
Total Project Bonds - 20-Year Total Debt Service Payment	14,392,872



Fiscal 2022 Capital Budget

SCHOOL SYSTEM PROJECTS

Project: E0995-SITE ACQUISITION and CONSTRUCTION RESERVE

(In Thousands)	Five Year Capital Program										Master Plan			
	Prior Appr.	FY2022 Budget	Appr. Total	Fiscal 2023	Fiscal 2024	Fiscal 2025	Fiscal 2026	Fiscal 2027	Sub Total	Fiscal 2028	Fiscal 2029	Fiscal 2030	Fiscal 2031	Total Project
LAND ACQUISITION	19,153	0	19,153	0	0	0	0	0	0	0	0	0	0	19,153
OTHER	0	0	0	0	0	0	0	0	0	0	0	0	0	0
Total Expenditures	19,153	0	19,153	0	0	0	0	0	0	0	0	0	0	19,153
BONDS	9,425	0	9,425	0	0	0	0	0	0	0	0	0	0	9,425
STATE AID for SCHOOLS	911	0	911	0	0	0	0	0	0	0	0	0	0	911
TRANSFER TAX	8,817	0	8,817	0	0	0	0	0	0	0	0	0	0	8,817
Total Funding	19,153	0	19,153	0	0	0	0	0	0	0	0	0	0	19,153

\$20,676,085 spent and encumbered through February 2021

\$18,058,082 spent and encumbered through February 2020

Project Status

FY 2021 Budget	19,153	0	19,153	0	0	0	0	0	0	0	0	0	0	19,153
Difference 2021 / 2022	0	0	0	0	0	0	0	0	0	0	0	0	0	0

Fiscal 2022 Capital Budget

SCHOOL SYSTEM PROJECTS

Project: E1012-FY2008 SCHOOL PARKING LOT EXPANSION

Description

A project to provide for the construction of additional parking spaces, repairs, and modification of parking lots to improve traffic flow patterns at existing school sites.

Justification

Parking expansions and repairs are necessary due to the insufficient supply of spaces to meet existing demands. Funds are used for parking improvements on sites that are not slated for other construction projects.

Remarks

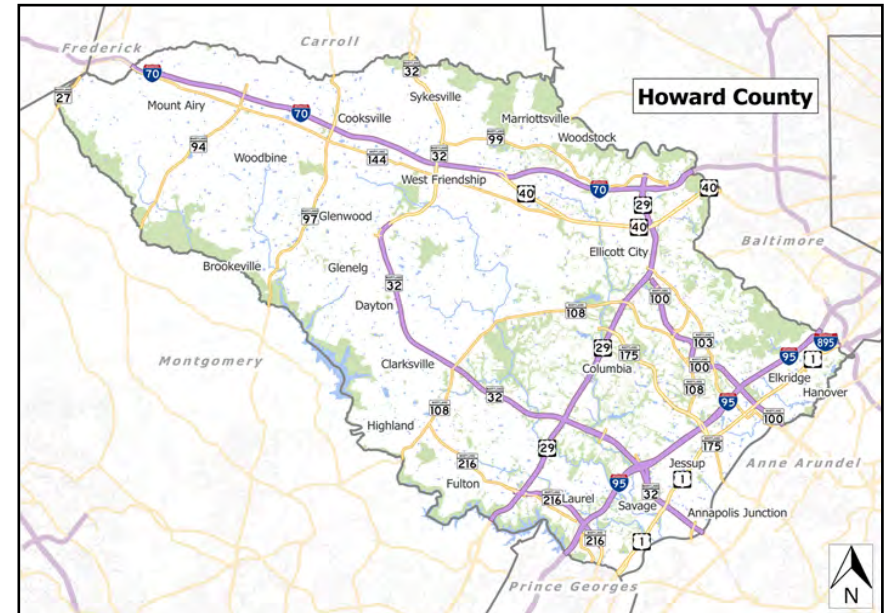
Parking lot projects are to be determined.

Project Schedule

Operating Budget Impact

No Operating Impact

FY2022 Bonds - Annual Debt Service Payment	0
FY2022 Bonds - 20-Year Total Debt Service Payment	0
Total Project Bonds - Annual Debt Service Payment	212,190
Total Project Bonds - 20-Year Total Debt Service Payment	4,243,797



Explanation of Changes

N/A

Fiscal 2022 Capital Budget

SCHOOL SYSTEM PROJECTS

Project: E1012-FY2008 SCHOOL PARKING LOT EXPANSION

(In Thousands)	Five Year Capital Program										Master Plan			
	Prior Appr.	FY2022 Budget	Appr. Total	Fiscal 2023	Fiscal 2024	Fiscal 2025	Fiscal 2026	Fiscal 2027	Sub Total	Fiscal 2028	Fiscal 2029	Fiscal 2030	Fiscal 2031	Total Project
PLANS & ENGINEERING	240	0	240	0	0	60	60	60	180	60	60	60	60	660
CONSTRUCTION	3,960	0	3,960	0	0	540	540	540	1,620	540	540	540	540	7,740
OTHER	0	0	0	0	0	0	0	0	0	0	0	0	0	0
Total Expenditures	4,200	0	4,200	0	0	600	600	600	1,800	600	600	600	600	8,400
BONDS	2,779	0	2,779	0	0	0	0	0	0	0	0	0	0	2,779
STATE AID for SCHOOLS	1,421	0	1,421	0	0	0	0	0	0	0	0	0	0	1,421
TRANSFER TAX	0	0	0	0	0	600	600	600	1,800	600	600	600	600	4,200
Total Funding	4,200	0	4,200	0	0	600	600	600	1,800	600	600	600	600	8,400

\$4,190,819 spent and encumbered through February 2021

\$2,759,881 spent and encumbered through February 2020

Project Status Ongoing.

FY 2021 Budget	4,200	0	4,200	0	0	600	600	600	1,800	600	600	600		7,800
Difference 2021 / 2022	0	0	0	0	0	0	0	0	0	0	0	0	600	600

None.

Project: E1024-FY2019 HAMMOND HIGH SCHOOL RENOVATION/ADDITION

Description

A project to expand educational program spaces and renovate Hammond High School. Interior spaces will be reconfigured as needed. The project will add new seats and address deficiencies in educational program space which were identified in a facilities assessment survey. The project will consist of a complete systemic renovation of the school that will replace the aging heating and cooling systems, upgrade the plumbing and electrical systems, supply new data technology and security systems, provide new interior finishes throughout the building, create ADA accessibility compliance throughout, repartition select areas of the school, and construct building additions as necessary to fulfill program deficiencies and add capacity. It is also the intent to concentrate on energy efficient systems and sustainable practices thus yielding another USGBC LEED certified facility. The complete scope of this project will be defined by the BOE approved construction documents (CD) brochure (see Policy 6020 for complete description of process) and any change orders approved subsequent to submittal of the CD brochure.

Justification

A high school facility needs assessment documented the necessity for this renovation. Additional capacity will also be added during this project to address capacity deficiencies at the high school level.

Remarks

1. The original building was completed in 1976.
2. It requires updating to align with current educational standards.
3. In FY19, the project name was changed to Renovation|Addition.
4. OTHER GO represents general obligation bonds supported by transfer tax revenues.
5. FY21 includes \$10M in County funding previously anticipated to be funded by the State in FY21 in order to keep the project on schedule.

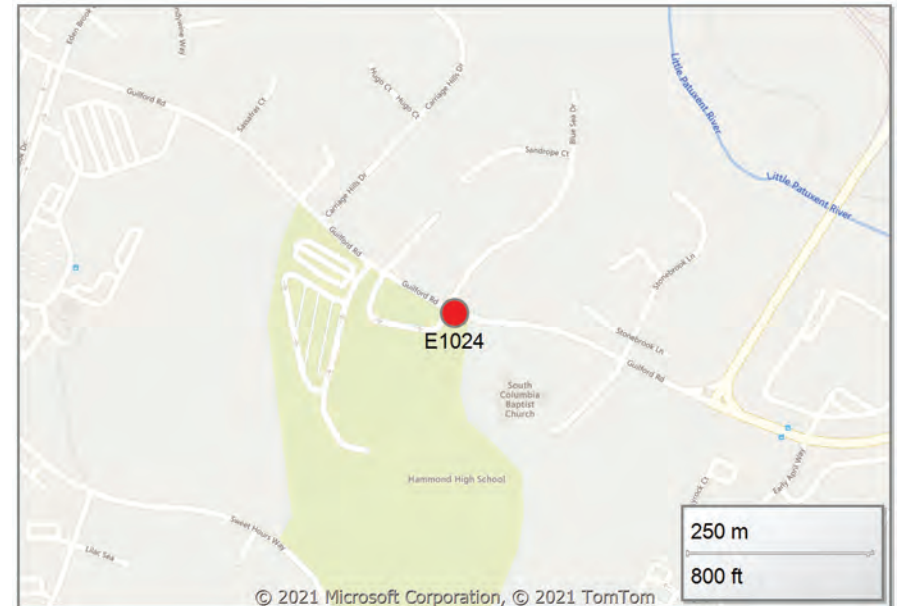
Project Schedule

2018: Feasibility Study
 2018-2020: Planning
 2020-2023: Construction

Operating Budget Impact

Upon completion, the maintenance of this facility will be the responsibility of the HCPSS Facilities Services. Operating cost impact is unknown at this time.

FY2022 Bonds - Annual Debt Service Payment	1,149,750
FY2022 Bonds - 20-Year Total Debt Service Payment	22,994,998
Total Project Bonds - Annual Debt Service Payment	4,929,005
Total Project Bonds - 20-Year Total Debt Service Payment	98,580,099



Explanation of Changes

Total project cost estimate is reduced due to favorable construction bids.

Fiscal 2022 Capital Budget

SCHOOL SYSTEM PROJECTS

Project: E1024-FY2019 HAMMOND HIGH SCHOOL RENOVATION/ADDITION

(In Thousands)	Five Year Capital Program										Master Plan			
	Prior Appr.	FY2022 Budget	Appr. Total	Fiscal 2023	Fiscal 2024	Fiscal 2025	Fiscal 2026	Fiscal 2027	Sub Total	Fiscal 2028	Fiscal 2029	Fiscal 2030	Fiscal 2031	Total Project
PLANS & ENGINEERING	4,000	0	4,000	0	0	0	0	0	0	0	0	0	0	4,000
CONSTRUCTION	34,006	19,504	53,510	24,190	11,000	0	0	0	35,190	0	0	0	0	88,700
EQUIPMENT & FURNISHINGS	0	0	0	4,300	0	0	0	0	4,300	0	0	0	0	4,300
OTHER	0	0	0	0	0	0	0	0	0	0	0	0	0	0
Total Expenditures	38,006	19,504	57,510	28,490	11,000	0	0	0	39,490	0	0	0	0	97,000
BONDS	24,117	15,058	39,175	13,490	(2,000)	0	0	0	11,490	0	0	0	0	50,665
STATE AID for SCHOOLS	0	4,446	4,446	15,000	13,000	0	0	0	28,000	0	0	0	0	32,446
Other GO	13,889	0	13,889	0	0	0	0	0	0	0	0	0	0	13,889
Total Funding	38,006	19,504	57,510	28,490	11,000	0	0	0	39,490	0	0	0	0	97,000

\$38,006,000 spent and encumbered through February 2021

\$4,658,650 spent and encumbered through February 2020

Project Status Construction Phase.

FY 2021 Budget	38,006	35,945	73,951	26,093	15,315	0	0	0	41,408	0	0	0		115,359
Difference 2021 / 2022	0	(16,441)	(16,441)	2,397	(4,315)	0	0	0	(1,918)	0	0	0	0	(18,359)

Changes from previous year request results from: reduction in total project cost due to favorable bids; cash flow adjustment to align with construction phase draw schedule; and \$9.6 million reduction in the preliminary State funding recommended by the Interagency Commission on School Construction (IAC) compared to the prior year plan.

Project: E1025-CENTENNIAL HIGH SCHOOL RENOVATION ADDITION

Description

A renovation and addition project including the expansion of educational program spaces at Centennial High School. Interior spaces will be reconfigured as needed. The project will partially address deficiencies in educational program space which were identified in a facilities assessment survey. The complete scope of this project will be defined by the BOE approved construction documents (CD) brochure (see Policy 6020 for complete description of process) and any change orders approved subsequent to submittal of the CD brochure.

Justification

A high school facility needs assessment documented the necessity for this renovation.

Remarks

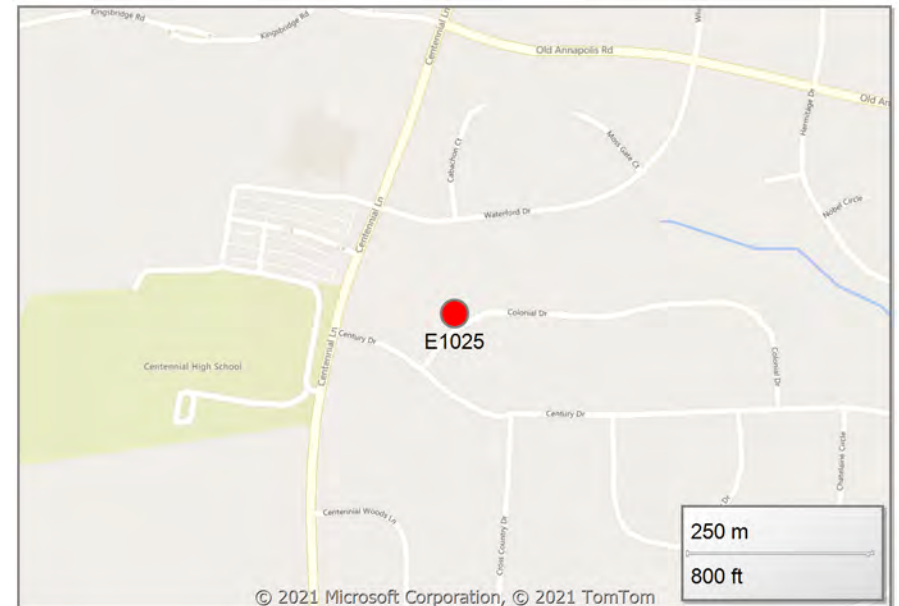
1. The original building was completed in 1977.
2. It requires updating to align with current educational standards.
3. In FY20, the project name changed to Renovation|Addition.

Project Schedule

Operating Budget Impact

Upon completion, the maintenance of this facility will be the responsibility of the HCPSS Facilities Services. Operating cost impact is unknown at this time.

FY2022 Bonds - Annual Debt Service Payment	0
FY2022 Bonds - 20-Year Total Debt Service Payment	0
Total Project Bonds - Annual Debt Service Payment	0
Total Project Bonds - 20-Year Total Debt Service Payment	0



Fiscal 2022 Capital Budget

Project: E1025-CENTENNIAL HIGH SCHOOL RENOVATION ADDITION

(In Thousands)				Five Year Capital Program						Master Plan				
Appropriation Object Class	Prior Appr.	FY2022 Budget	Appr. Total	Fiscal 2023	Fiscal 2024	Fiscal 2025	Fiscal 2026	Fiscal 2027	Sub Total	Fiscal 2028	Fiscal 2029	Fiscal 2030	Fiscal 2031	Total Project
spent and encumbered through February 2021 spent and encumbered through February 2020 Project Status														
Difference 2021 / 2022	0	0	0	0	0	0	0	0	0	0	0	0	0	0

Fiscal 2022 Capital Budget

SCHOOL SYSTEM PROJECTS

Project: E1028-FY2016 NEW ELEMENTARY SCHOOL #42

Description

A project to construct a new elementary school to relieve the Northeastern and Southeastern regions. The school will be constructed in accordance with requirements set forth in the June 2003 elementary educational specifications and have a capacity of 832 students. The complete scope of this project is defined by the BOE approved construction documents (CD) brochure (see Policy 6020 for complete description of process) and any change orders approved subsequent to submittal of the CD brochure.

Justification

The region will exceed 115 percent utilization in 2023 and require approximately 1,000 additional seats.

Remarks

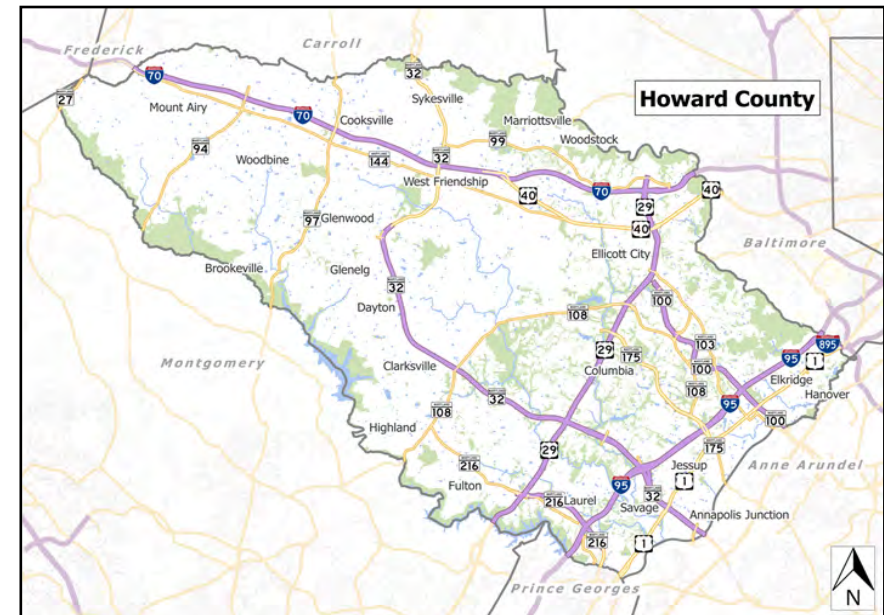
Project Schedule

- 2015: Feasibility Study
- 2015-2016: Planning
- 2016-2018: Construction
- 2020: Deauthorization due to cost savings

Operating Budget Impact

Upon completion, the maintenance of this facility will be the responsibility of HCPSS Facilities Services. Operating cost impact is unknown at this time.

FY2022 Bonds - Annual Debt Service Payment	0
FY2022 Bonds - 20-Year Total Debt Service Payment	0
Total Project Bonds - Annual Debt Service Payment	2,047,453
Total Project Bonds - 20-Year Total Debt Service Payment	40,949,056



Fiscal 2022 Capital Budget

SCHOOL SYSTEM PROJECTS

Project: E1028-FY2016 NEW ELEMENTARY SCHOOL #42

(In Thousands)	Five Year Capital Program										Master Plan			
	Prior Appr.	FY2022 Budget	Appr. Total	Fiscal 2023	Fiscal 2024	Fiscal 2025	Fiscal 2026	Fiscal 2027	Sub Total	Fiscal 2028	Fiscal 2029	Fiscal 2030	Fiscal 2031	Total Project
PLANS & ENGINEERING	2,807	0	2,807	0	0	0	0	0	0	0	0	0	0	2,807
CONSTRUCTION	36,071	0	36,071	0	0	0	0	0	0	0	0	0	0	36,071
EQUIPMENT & FURNISHINGS	2,845	0	2,845	0	0	0	0	0	0	0	0	0	0	2,845
OTHER	0	0	0	0	0	0	0	0	0	0	0	0	0	0
Total Expenditures	41,723	0	41,723	0	0	0	0	0	0	0	0	0	0	41,723
BONDS	26,815	0	26,815	0	0	0	0	0	0	0	0	0	0	26,815
STATE AID for SCHOOLS	14,908	0	14,908	0	0	0	0	0	0	0	0	0	0	14,908
Total Funding	41,723	0	41,723	0	0	0	0	0	0	0	0	0	0	41,723

\$40,964,877 spent and encumbered through February 2021

\$24,966,607 spent and encumbered through February 2020

Project Status Construction Complete.

FY 2021 Budget	41,723	0	41,723	0	0	0	0	0	0	0	0	0		41,723
Difference 2021 / 2022	0	0	0	0	0	0	0	0	0	0	0	0	0	0

TAO2-2019 transferred \$150,000 in General Obligation Bonds to E0980.

Project: E1033-FY2015 PATUXENT VALLEY MIDDLE SCHOOL RENOVATION

Description

A project to expand educational program spaces and renovate Patuxent Valley Middle School. Interior spaces will be reconfigured as needed. The project will partially address deficiencies in educational program space which were identified in a recent facilities assessment survey. New spaces will be added as required. The complete scope of this project is defined by the BOE approved construction documents (CD) brochure (see Policy 6020 for complete description of process) and any change orders approved subsequent to submittal of the CD brochure.

Justification

The recently completed middle school facility needs assessment documented the necessity for this renovation.

Remarks

1. The original building was constructed in 1989.
2. It requires updating to align with current educational standards.
3. FY20 TAO1 transferred \$211,000 from this project to E1044 (Systemic Renovations).

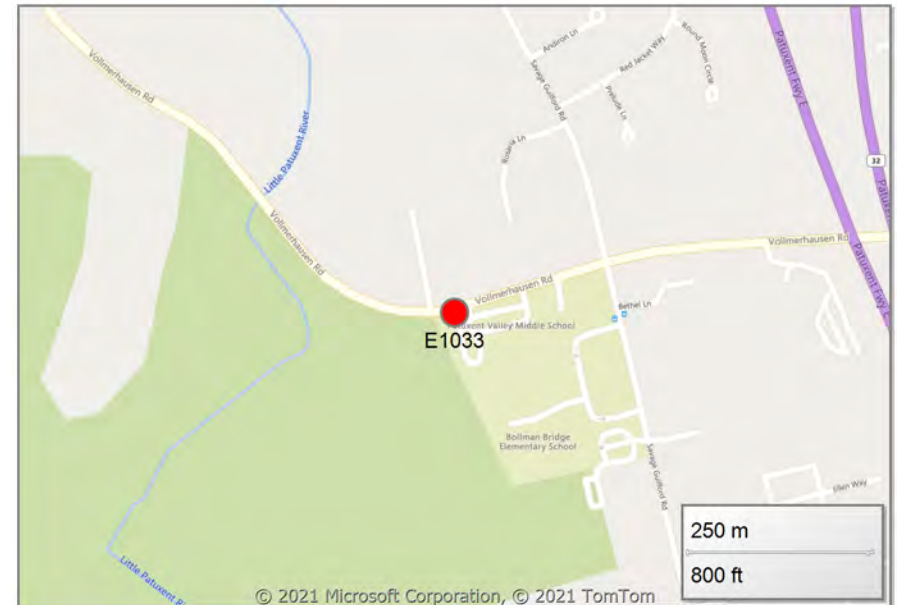
Project Schedule

July 2013-October 2013: Feasibility Study
 November 2013-September 2014: Planning
 January 2015-August 2017: Construction

Operating Budget Impact

Estimated operating cost impact upon completion: No increase

FY2022 Bonds - Annual Debt Service Payment	0
FY2022 Bonds - 20-Year Total Debt Service Payment	0
Total Project Bonds - Annual Debt Service Payment	1,210,986
Total Project Bonds - 20-Year Total Debt Service Payment	24,219,729



Fiscal 2022 Capital Budget

SCHOOL SYSTEM PROJECTS

Project: E1033-FY2015 PATUXENT VALLEY MIDDLE SCHOOL RENOVATION

(In Thousands)	Five Year Capital Program										Master Plan			
	Prior Appr.	FY2022 Budget	Appr. Total	Fiscal 2023	Fiscal 2024	Fiscal 2025	Fiscal 2026	Fiscal 2027	Sub Total	Fiscal 2028	Fiscal 2029	Fiscal 2030	Fiscal 2031	Total Project
PLANS & ENGINEERING	1,360	0	1,360	0	0	0	0	0	0	0	0	0	0	1,360
CONSTRUCTION	26,254	0	26,254	0	0	0	0	0	0	0	0	0	0	26,254
EQUIPMENT & FURNISHINGS	250	0	250	0	0	0	0	0	0	0	0	0	0	250
OTHER	0	0	0	0	0	0	0	0	0	0	0	0	0	0
Total Expenditures	27,864	0	27,864	0	0	0	0	0	0	0	0	0	0	27,864
BONDS	15,860	0	15,860	0	0	0	0	0	0	0	0	0	0	15,860
STATE AID for SCHOOLS	10,604	0	10,604	0	0	0	0	0	0	0	0	0	0	10,604
TRANSFER TAX	1,400	0	1,400	0	0	0	0	0	0	0	0	0	0	1,400
Total Funding	27,864	0	27,864	0	0	0	0	0	0	0	0	0	0	27,864

\$27,736,244 spent and encumbered through February 2021

\$16,845,329 spent and encumbered through February 2020

Project Status Construction Complete.

FY 2021 Budget	27,864	0	27,864	0	0	0	0	0	0	0	0	0		27,864
Difference 2021 / 2022	0	0	0	0	0	0	0	0	0	0	0	0	0	0

Fiscal 2022 Capital Budget

SCHOOL SYSTEM PROJECTS

Project: E1035-FY2019 NEW HIGH SCHOOL #13

Description

A project to construct a new high school to accommodate enrollment growth. The complete scope of this project will be defined by the BOE approved construction documents (CD) brochure (see Policy 6020 for complete description of process) and any change orders approved subsequent to submittal of the CD brochure.

Justification

Based upon enrollment projections, at least one additional high school is needed to accommodate growth. Balanced capacity utilization in the Route 1 Corridor alone would require 1,580 additional seats by 2023.

Remarks

1. \$10M in state funds anticipated in FY20 are now deferred to FY21.
2. The proposed FY21 county funding represents an amount HCPSS deems necessary to maintain the September 2023 occupancy date indicated by the School Board.

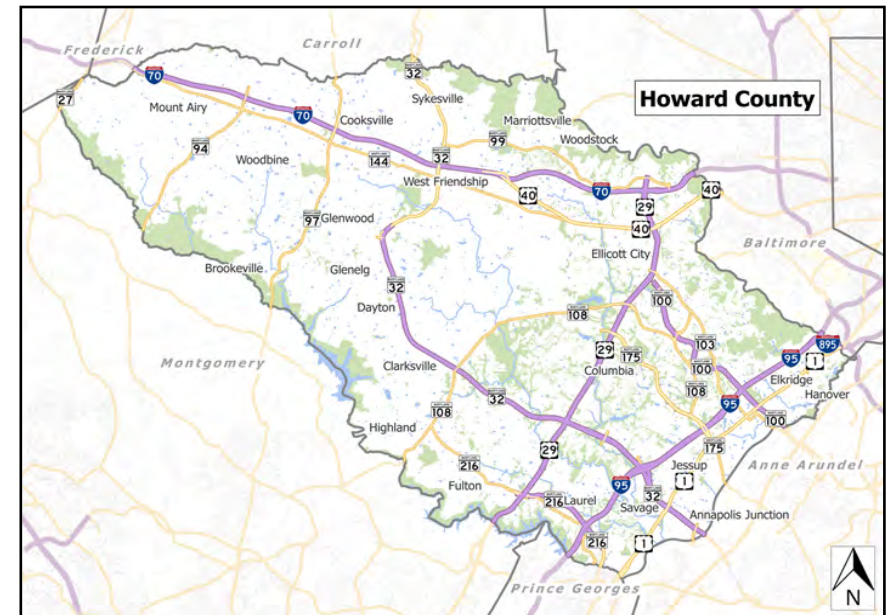
Project Schedule

October 2017-March 2018: Feasibility Study and Education Specifications
April 2018-September 2019: Planning
April 2020-August 2023: Construction

Operating Budget Impact

Upon completion, the maintenance of this facility will be the responsibility of HCPSS Facilities Services. Operating cost impact is unknown at this time.

FY2022 Bonds - Annual Debt Service Payment	1,761,733
FY2022 Bonds - 20-Year Total Debt Service Payment	35,234,666
Total Project Bonds - Annual Debt Service Payment	4,537,610
Total Project Bonds - 20-Year Total Debt Service Payment	90,752,209



Explanation of Changes

Total project cost estimate increase due to updated square feet from 250,000 SF to 262,000 SF then to 289,000 SF and a higher State rate per square foot.

Fiscal 2022 Capital Budget

SCHOOL SYSTEM PROJECTS

Project: E1035-FY2019 NEW HIGH SCHOOL #13

(In Thousands)	Five Year Capital Program									Master Plan				
	Prior Appr.	FY2022 Budget	Appr. Total	Fiscal 2023	Fiscal 2024	Fiscal 2025	Fiscal 2026	Fiscal 2027	Sub Total	Fiscal 2028	Fiscal 2029	Fiscal 2030	Fiscal 2031	Total Project
PLANS & ENGINEERING	6,732	0	6,732	0	0	0	0	0	0	0	0	0	0	6,732
CONSTRUCTION	48,254	42,699	90,953	19,957	6,955	0	0	0	26,912	0	0	0	0	117,865
EQUIPMENT & FURNISHINGS	0	0	0	5,400	0	0	0	0	5,400	0	0	0	0	5,400
OTHER	0	0	0	0	0	0	0	0	0	0	0	0	0	0
Total Expenditures	54,986	42,699	97,685	25,357	6,955	0	0	0	32,312	0	0	0	0	129,997
BONDS	26,986	23,073	50,059	6,607	2,762	0	0	0	9,369	0	0	0	0	59,428
EXCISE TAX	0	3,750	3,750	7,750	4,193	0	0	0	11,943	0	0	0	0	15,693
STATE AID for SCHOOLS	28,000	15,000	43,000	11,000	0	0	0	0	11,000	0	0	0	0	54,000
TRANSFER TAX	0	876	876	0	0	0	0	0	0	0	0	0	0	876
Total Funding	54,986	42,699	97,685	25,357	6,955	0	0	0	32,312	0	0	0	0	129,997

\$54,986,000 spent and encumbered through February 2021

\$6,247,771 spent and encumbered through February 2020

Project Status Planning and Design. Capacity of 1,658 students proposed to accommodate enrollment growth.

FY 2021 Budget	50,549	30,630	81,179	28,898	19,920	0	0	0	48,818	0	0	0		129,997
Difference 2021 / 2022	4,437	12,069	16,506	(3,541)	(12,965)	0	0	0	(16,506)	0	0	0	0	0

Change from previous year request due to adjustment of cash flows to align with potential State funding participation and latest construction cost estimate from HCPSS based on preliminary procurement information. Total project cost reduced due to favorable bids. Cash flows updated to align with construction phase draw schedule.

Project: E1036-OAKLAND MILLS MIDDLE SCHOOL RENOVATION

Description

The Oakland Mills Middle School project will renovate and add seats to the existing facility. The project calls for a renovation of the existing building in accord with recommendations from the feasibility study. Renovation may include new electrical, mechanical, plumbing, technology, roofing, and life safety systems as applicable per the scope of work. Some interior spaces will be reconfigured, new finishes provided, accessibility improved, and new spaces added as required, bringing the facility into compliance with the Howard County Public School System Guidance Manual for Renovations and Modernizations of Existing Schools. The complete scope of this project will be defined by the BOE approved construction documents (CD) brochure (see Policy 6020 in the Supporting Data Section for a complete description of the process) and any change orders approved subsequent to submittal of the CD brochure.

Justification

Oakland Mills Middle School opened in 1972 and was renovated in 1998. In August 2008, HCPSS engaged Gilbert Architects Inc. to conduct a facility assessment of middle schools. This project evaluated and scored each school according to the Council of Educational Facilities Planners, International (CEFPI) appraisal guidelines. The assessment included reviewing each school's plan layouts and measurements of spaces to compare to the educational specifications developed by HCPSS for middle schools. The report concluded that Oakland Mills MS had 8.8 percent deficiency of educational program area.

Remarks

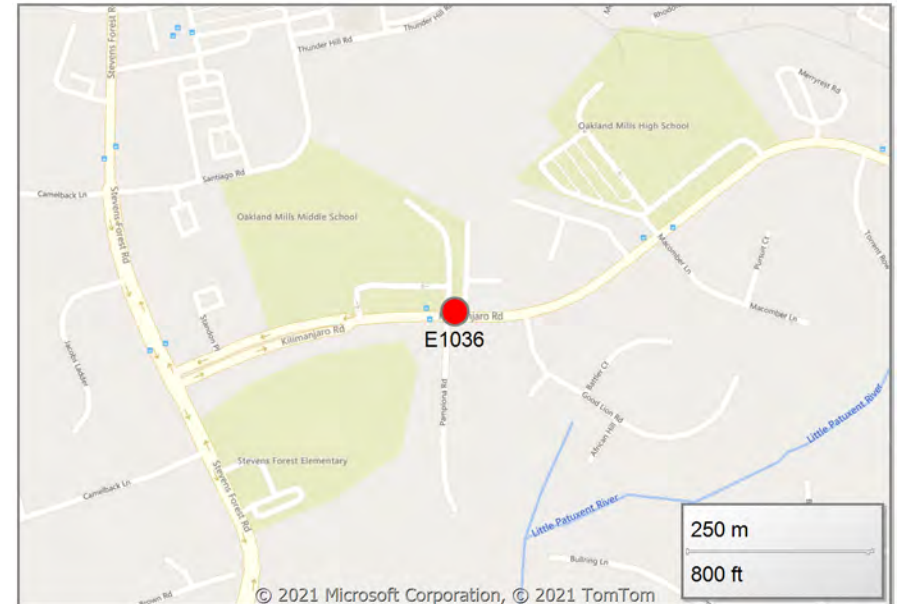
Project Schedule

- 2027: Feasibility Study
- 2027-2028: Planning
- 2028-2030: Construction

Operating Budget Impact

Upon completion, the maintenance of this facility will be the responsibility of HCPSS Facilities Services. Operating cost impact is unknown at this time.

FY2022 Bonds - Annual Debt Service Payment	0
FY2022 Bonds - 20-Year Total Debt Service Payment	0
Total Project Bonds - Annual Debt Service Payment	1,970,182
Total Project Bonds - 20-Year Total Debt Service Payment	39,403,635



Explanation of Changes

Total project cost estimate increase due to higher State rate per square foot.
 Project cost increased due to inclusion of additional seats to the project.
 Increase in design capacity.

Fiscal 2022 Capital Budget

SCHOOL SYSTEM PROJECTS

Project: E1036-OAKLAND MILLS MIDDLE SCHOOL RENOVATION

(In Thousands)	Five Year Capital Program									Master Plan				Total Project
	Prior Appr.	FY2022 Budget	Appr. Total	Fiscal 2023	Fiscal 2024	Fiscal 2025	Fiscal 2026	Fiscal 2027	Sub Total	Fiscal 2028	Fiscal 2029	Fiscal 2030	Fiscal 2031	
PLANS & ENGINEERING	0	0	0	0	0	0	0	5,479	5,479	0	0	0	0	5,479
CONSTRUCTION	0	0	0	0	0	0	0	0	0	12,323	14,621	13,119	5,228	45,291
EQUIPMENT & FURNISHINGS	0	0	0	0	0	0	0	0	0	0	0	1,800	0	1,800
Total Expenditures	0	0	0	0	0	0	0	5,479	5,479	12,323	14,621	14,919	5,228	52,570
BONDS	0	0	0	0	0	0	0	0	0	12,323	3,621	4,631	5,228	25,803
EXCISE TAX	0	0	0	0	0	0	0	5,479	5,479	0	0	0	0	5,479
STATE AID for SCHOOLS	0	0	0	0	0	0	0	0	0	0	11,000	10,288	0	21,288
Total Funding	0	0	0	0	0	0	0	5,479	5,479	12,323	14,621	14,919	5,228	52,570

\$0 spent and encumbered through February 2021

\$0 spent and encumbered through February 2020

Project Status Scope: Project has been upgraded from a limited renovation to a complete renovation.

FY 2021 Budget	0	0	0	0	0	0	0	3,500	3,500	9,918	17,919	14,919		46,256
Difference 2021 / 2022	0	0	0	0	0	0	0	1,979	1,979	2,405	-3,298	0	5,228	6,314

Cash flows adjusted to aid affordability.

Project: E1037-ELLICOTT MILLS MIDDLE SCHOOL ADDITION

Description

The Ellicott Mills Middle School project will add 156 seats of new capacity to the existing school. This project will include an addition and limited renovation to ensure seamless operation of the expanded facility. The majority of existing walls will remain; therefore, most existing classrooms will remain as classrooms. The addition will be designed to retain the use of natural daylight. The cafeteria will be enlarged to meet educational program requirements. The complete scope of this project will be defined by the BOE approved construction documents (CD) brochure (see Policy 6020 in the Supporting Data Section for a complete description of the process) and any change orders approved subsequent to submittal of the CD brochure.

Justification

Ellicott Mills Middle School is the third iteration of the current middle school prototype and opened in 2001. Since 2015, the projections support the approved middle school capacity adjustments and the effort invested in redistricting. All middle schools in the Northeast were relieved of overcrowding by the opening of Thomas Viaduct MS, except Ellicott Mills MS. Redistricting scenarios using western capacity failed to resolve crowding and created unacceptable travel distances and unusually elongated attending areas. With these findings, planned expansion of Ellicott Mills MS was contemplated as early as 2015. This project is a next logical step after study of middle school capacity and analysis of redistricting scenarios.

Remarks

Recommend replacement of Ellicott Mills MS addition with seats at Oakland Mills MS in conjunction with the school's planned renovation.

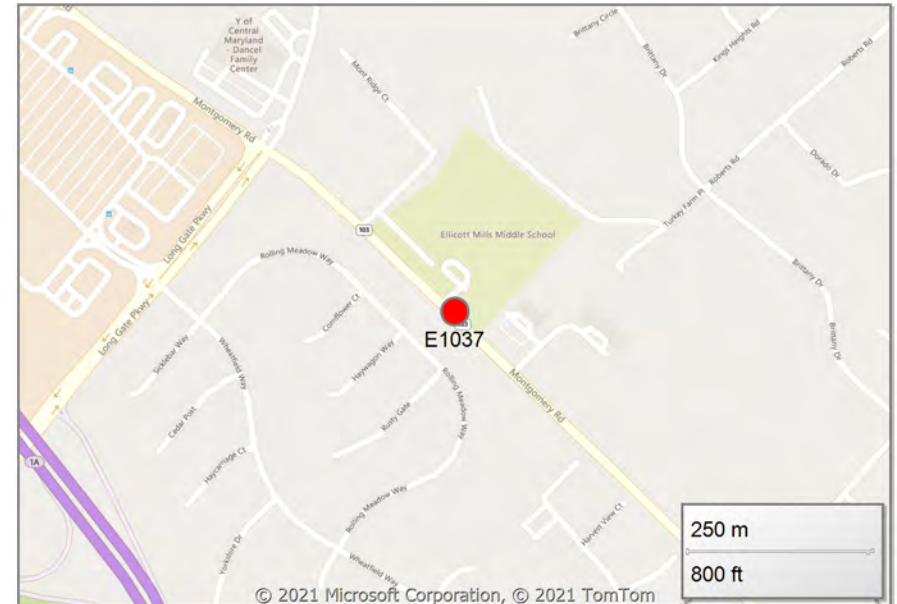
Project Schedule

Schedule to be determined.

Operating Budget Impact

Upon completion, the maintenance of this facility will be the responsibility of HCPSS Facilities Services. Operating cost impact is unknown at this time.

FY2022 Bonds - Annual Debt Service Payment	0
FY2022 Bonds - 20-Year Total Debt Service Payment	0
Total Project Bonds - Annual Debt Service Payment	0
Total Project Bonds - 20-Year Total Debt Service Payment	0



Fiscal 2022 Capital Budget

Project: E1037-ELLCOTT MILLS MIDDLE SCHOOL ADDITION

(In Thousands)				Five Year Capital Program						Master Plan				
Appropriation Object Class	Prior Appr.	FY2022 Budget	Appr. Total	Fiscal 2023	Fiscal 2024	Fiscal 2025	Fiscal 2026	Fiscal 2027	Sub Total	Fiscal 2028	Fiscal 2029	Fiscal 2030	Fiscal 2031	Total Project
spent and encumbered through February 2021 spent and encumbered through February 2020 Project Status														
Difference 2021 / 2022	0	0	0	0	0	0	0	0	0	0	0	0	0	0

Fiscal 2022 Capital Budget

SCHOOL SYSTEM PROJECTS

Project: E1038-FY2017 PLANNING AND DESIGN

Description

The Planning and Design project has been established to provide funding for scope studies prior to the funding of individual projects. During the concept development stage, each project is summarized, supporting documentation is gathered, and necessary approvals are obtained before construction begins. A scope study provides the analysis to determine the scope of a project under consideration.

Justification

The value of these studies is having the flexibility to ask technical questions about projects before the formal design process. With these studies, projects can be right sized. Pricing for these studies is favorable because design consultants want to obtain the full design project. Through the scope study, an examination of the needs of an existing building as well as unexpected design circumstances can be explored. The studies can ensure the selection of the most effective scope for each project. This process will reduce the costs associated with significant changes in scope, which often occur in a compressed planning schedule. In the construction phase, the reduced number of change orders will lessen the impact on the construction schedule and decrease incremental costs.

Remarks

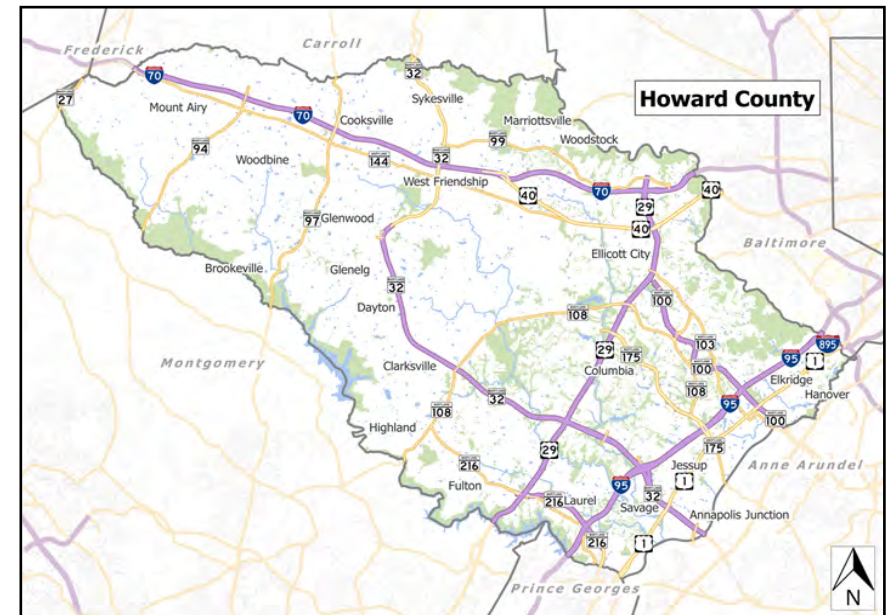
Project Schedule

Proposed scope studies may include out-year construction projects and/or the considerations for the potential mandate of All-Day Pre-K.

Operating Budget Impact

Estimated operating cost impact upon completion: No increase

FY2022 Bonds - Annual Debt Service Payment	0
FY2022 Bonds - 20-Year Total Debt Service Payment	0
Total Project Bonds - Annual Debt Service Payment	0
Total Project Bonds - 20-Year Total Debt Service Payment	0



Explanation of Changes

N/A

Fiscal 2022 Capital Budget

SCHOOL SYSTEM PROJECTS

Project: E1038-FY2017 PLANNING AND DESIGN

(In Thousands)	Five Year Capital Program									Master Plan				
	Prior Appr.	FY2022 Budget	Appr. Total	Fiscal 2023	Fiscal 2024	Fiscal 2025	Fiscal 2026	Fiscal 2027	Sub Total	Fiscal 2028	Fiscal 2029	Fiscal 2030	Fiscal 2031	Total Project
PLANS & ENGINEERING	1,100	300	1,400	300	300	300	300	300	1,500	300	300	300	300	4,100
OTHER	0	0	0	0	0	0	0	0	0	0	0	0	0	0
Total Expenditures	1,100	300	1,400	300	300	300	300	300	1,500	300	300	300	300	4,100
TRANSFER TAX	1,100	300	1,400	300	300	300	300	300	1,500	300	300	300	300	4,100
Total Funding	1,100	300	1,400	300	300	300	300	300	1,500	300	300	300	300	4,100

\$500,292 spent and encumbered through February 2021

\$418,327 spent and encumbered through February 2020

Project Status Ongoing.

FY 2021 Budget	1,100	300	1,400	300	300	300	300	300	1,500	300	300	300		3,800
Difference 2021 / 2022	0	0	0	0	0	0	0	0	0	0	0	0	300	300

Changes from prior plan reflect HCPSS prioritization within affordable funding levels.

Fiscal 2022 Capital Budget

SCHOOL SYSTEM PROJECTS

Project: E1039-NEW ELEM SCHOOL #43

Description

The New Elementary School #43 will be a new facility. The complete scope of this project will be defined by the BOE approved construction documents (CD) brochure (see Policy 6020 in the Supporting Data Section for a complete description of the process) and any change orders approved subsequent to submittal of the CD brochure.

Justification

Based upon enrollment projections, an additional elementary school is needed to accommodate growth in southeastern Howard County. The projected growth in schools such as Hammond Elementary School, Gorman Crossing Elementary School, Forest Ridge Elementary School and Fulton Elementary School continues to support the additional seat need.

Remarks

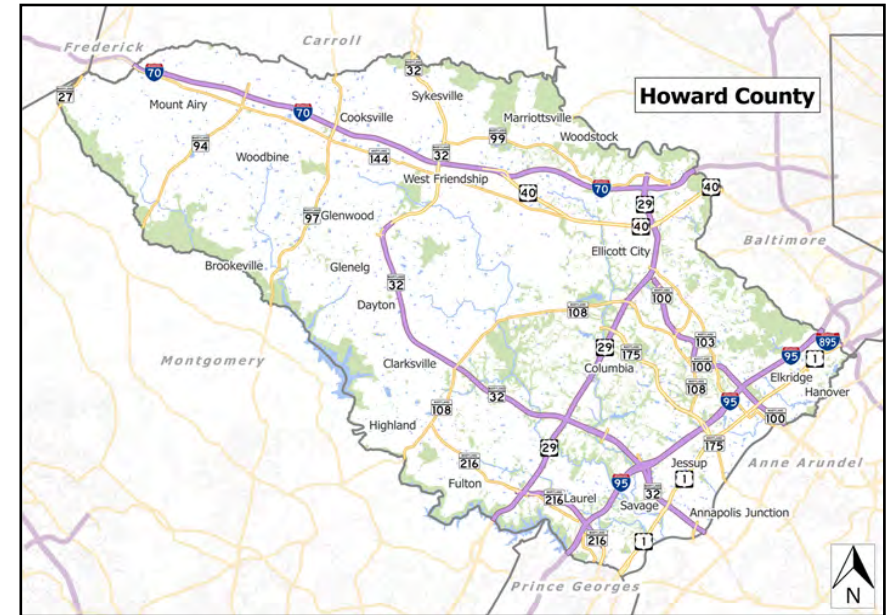
Project Schedule

2025: Feasibility Study
2025-2026: Planning
2026-2028: Construction

Operating Budget Impact

Upon completion, maintenance of this facility will be the responsibility of HCPSS Facilities Services. Operating cost impact is unknown at this time.

FY2022 Bonds - Annual Debt Service Payment	0
FY2022 Bonds - 20-Year Total Debt Service Payment	0
Total Project Bonds - Annual Debt Service Payment	2,173,209
Total Project Bonds - 20-Year Total Debt Service Payment	43,464,181



Explanation of Changes

Total project cost estimate decrease due to updated square feet from 117,222 SF to 102,000 SF. Project estimate updated due to increases in the state school construction cost per square foot and increased design capacity.

Fiscal 2022 Capital Budget

SCHOOL SYSTEM PROJECTS

Project: E1039-NEW ELEM SCHOOL #43

(In Thousands)	Five Year Capital Program									Master Plan				
	Prior Appr.	FY2022 Budget	Appr. Total	Fiscal 2023	Fiscal 2024	Fiscal 2025	Fiscal 2026	Fiscal 2027	Sub Total	Fiscal 2028	Fiscal 2029	Fiscal 2030	Fiscal 2031	Total Project
PLANS & ENGINEERING	0	0	0	0	0	7,065	0	0	7,065	0	0	0	0	7,065
CONSTRUCTION	0	0	0	0	0	0	17,500	17,000	34,500	15,358	6,030	0	0	55,888
EQUIPMENT & FURNISHINGS	0	0	0	0	0	0	0	0	0	1,900	0	0	0	1,900
Total Expenditures	0	0	0	0	0	7,065	17,500	17,000	41,565	17,258	6,030	0	0	64,853
BONDS	0	0	0	0	0	0	14,077	4,000	18,077	4,355	6,030	0	0	28,462
EXCISE TAX	0	0	0	0	0	7,065	3,423	0	10,488	0	0	0	0	10,488
STATE AID for SCHOOLS	0	0	0	0	0	0	0	13,000	13,000	12,903	0	0	0	25,903
Total Funding	0	0	0	0	0	7,065	17,500	17,000	41,565	17,258	6,030	0	0	64,853

\$0 spent and encumbered through February 2021

\$0 spent and encumbered through February 2020

Project Status

FY 2021 Budget	0	0	0	0	4,000	15,500	14,500	12,439	46,439	4,710	0	0		51,149
Difference 2021 / 2022	0	0	0	0	(4,000)	(8,435)	3,000	4,561	(4,874)	12,548	6,030	0	0	13,704

Project scope capacity reduced from 810 to 600, and cash flows adjusted to align with potential State funding participation. Project occupancy changed to September 2028.

Fiscal 2022 Capital Budget

SCHOOL SYSTEM PROJECTS

Project: E1040-NEW ELEM SCHOOL #44

Description

The New Elementary School #44 will be a new facility in the Northern region to accommodate enrollment growth. The complete scope of this project will be defined by the BOE approved construction documents (CD) brochure (see Policy 6020 in the Supporting Data Section for a complete description of the process) and any change orders approved subsequent to submittal of the CD brochure.

Justification

Projections continue to support the need for elementary redistricting to relieve overcrowding at Manor Woods ES associated with Turf Valley growth. The addition at Waverly ES can absorb some growth. Considering the limited potential for expanding schools outside of the sewer service area, a Turf Valley school is planned. Land sites are being considered for this future school.

Remarks

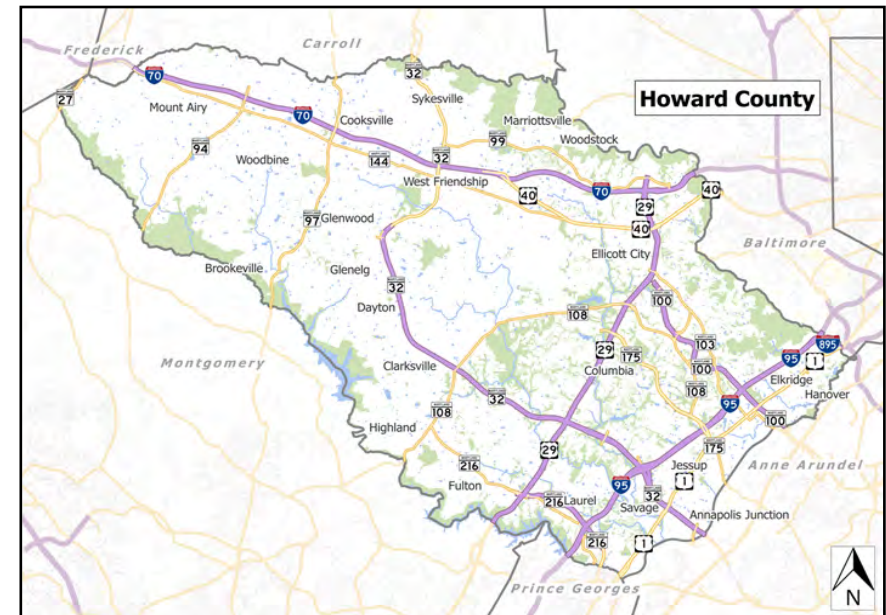
Project Schedule

2028: Feasibility Study
2028-2029: Planning
2029-2031: Construction

Operating Budget Impact

Upon completion, the maintenance of this facility will be the responsibility of HCPSS Facilities Services. Operating cost impact is unknown at this time.

FY2022 Bonds - Annual Debt Service Payment	0
FY2022 Bonds - 20-Year Total Debt Service Payment	0
Total Project Bonds - Annual Debt Service Payment	464,542
Total Project Bonds - 20-Year Total Debt Service Payment	9,290,847



Explanation of Changes

Total project cost estimate increase due to higher State rate per square foot.

Fiscal 2022 Capital Budget

SCHOOL SYSTEM PROJECTS

Project: E1040-NEW ELEM SCHOOL #44

(In Thousands)	Five Year Capital Program									Master Plan				Total Project
	Prior Appr.	FY2022 Budget	Appr. Total	Fiscal 2023	Fiscal 2024	Fiscal 2025	Fiscal 2026	Fiscal 2027	Sub Total	Fiscal 2028	Fiscal 2029	Fiscal 2030	Fiscal 2031	
PLANS & ENGINEERING	0	0	0	0	0	0	0	0	0	6,000	0	0	0	6,000
CONSTRUCTION	0	0	0	0	0	0	0	0	0	0	24,000	20,000	7,584	51,584
Total Expenditures	0	0	0	0	0	0	0	0	0	6,000	24,000	20,000	7,584	57,584
BONDS	0	0	0	0	0	0	0	0	0	0	4,500	1,500	84	6,084
EXCISE TAX	0	0	0	0	0	0	0	0	0	6,000	7,500	7,500	7,500	28,500
STATE AID for SCHOOLS	0	0	0	0	0	0	0	0	0	0	12,000	11,000	0	23,000
Total Funding	0	0	0	0	0	0	0	0	0	6,000	24,000	20,000	7,584	57,584

\$0 spent and encumbered through February 2021

\$0 spent and encumbered through February 2020

Project Status

FY 2021 Budget	0	0	0	0	0	0	0	0	0	4,820	15,320	18,370		38,510
Difference 2021 / 2022	0	0	0	0	0	0	0	0	0	1,180	8,680	1,630	7,584	19,074

Cash flow adjusted to align with potential State funding participation. Project occupancy changed to TBD.

Fiscal 2022 Capital Budget

SCHOOL SYSTEM PROJECTS

Project: E1041-NEW ELEM SCHOOL #45

Description

The New Elementary School #45 will be a new facility in the Columbia West region to accommodate enrollment growth. The complete scope of this project will be defined by the BOE approved construction documents (CD) brochure (see Policy 6020 in the Supporting Data Section for a complete description of the process) and any change orders approved subsequent to submittal of the CD brochure.

Justification

Running Brook ES (with expansion) is expected to exceed 110 percent utilization by 2024. A redistricting strategy alone, which uses nearby schools like Clarksville ES will not provide as adequate solution to accommodate the projected growth. Faulkner Ridge Center was closed on July 1, 2011. This site is a likely location for redevelopment as a future school.

Remarks

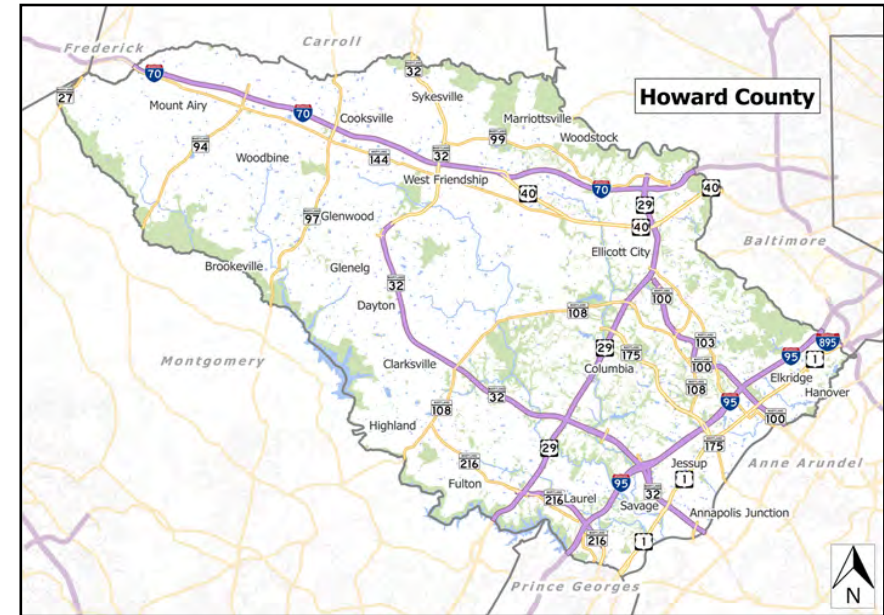
Project Schedule

Schedule to be determined.

Operating Budget Impact

Upon completion, the maintenance of this facility will be the responsibility of the HCPSS Facilities Services. Operating cost impact is unknown at this time.

FY2022 Bonds - Annual Debt Service Payment	0
FY2022 Bonds - 20-Year Total Debt Service Payment	0
Total Project Bonds - Annual Debt Service Payment	0
Total Project Bonds - 20-Year Total Debt Service Payment	0



Explanation of Changes

Overall, total project cost estimate decrease due to updated square feet from 117,222 SF to 80,000 SF. Total project increase due to higher State rate per square foot. Project estimate updated due to increases in the state school construction cost per square foot.

Fiscal 2022 Capital Budget

Project: E1041-NEW ELEM SCHOOL #45

(In Thousands)	Five Year Capital Program										Master Plan			
Appropriation Object Class	Prior Appr.	FY2022 Budget	Appr. Total	Fiscal 2023	Fiscal 2024	Fiscal 2025	Fiscal 2026	Fiscal 2027	Sub Total	Fiscal 2028	Fiscal 2029	Fiscal 2030	Fiscal 2031	Total Project
spent and encumbered through February 2021 spent and encumbered through February 2020 Project Status														
Difference 2021 / 2022	0	0	0	0	0	0	0	0	0	0	0	0	0	0

Change in previous year request due to project occupancy change from 2029 to 2030, project scope capacity reduced from 810 to 480, and cash flows adjusted to align with potential State funding participation. Project occupancy to be determined.

Project: E1043-FY2019 TALBOTT SPRINGS ELEM SCHOOL REPLACEMENT

Description

The planned scope of work for Talbott Springs Elementary School (TSES) includes a full replacement with a capacity of 540 students to provide an energy efficient building with programmatic and physical upgrades as well as new mechanical, electrical, and technology systems. The project also addresses educational program space needs. HCPSS is seeking a state funding contribution for the full replacement project. The complete scope of this project will be defined by the BOE approved construction documents (CD) brochure (see Policy 6020 in the Supporting Data Section for a complete description of the process) and any change orders approved subsequent to submittal of the CD brochure.

Justification

TSES opened in 1973 and was renovated in 2000. The school was expanded in 2000 (art room and gymnasium) and 2008 (all day kindergarten). In April 2009, HCPSS engaged Gilbert Architects Inc. to conduct a facility assessment of elementary schools. The report concluded that TSES had 18.7 percent deficiency of educational program area of the 40 elementary schools operating at that time.

Remarks

FY21 includes \$6M in County funding previously anticipated to be funded by the State in FY21 in order to keep the project on schedule.

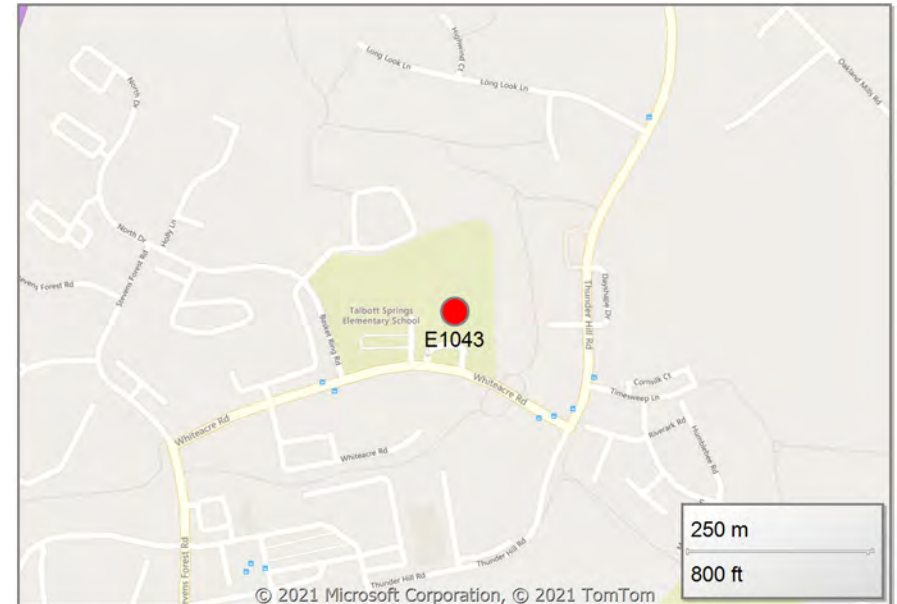
Project Schedule

2018: Feasibility Study
 2018-2019: Planning
 2020-2022: Construction

Operating Budget Impact

Upon completion, the maintenance of this facility will be the responsibility of HCPSS Facilities Services. Operating cost impact is unknown at this time.

FY2022 Bonds - Annual Debt Service Payment	(239,067)
FY2022 Bonds - 20-Year Total Debt Service Payment	(4,781,335)
Total Project Bonds - Annual Debt Service Payment	2,256,130
Total Project Bonds - 20-Year Total Debt Service Payment	45,122,607



Explanation of Changes

FY19 Title changed to further define by adding Replacement. Project estimate updated due to increases in the state school construction cost per square foot.

Fiscal 2022 Capital Budget

SCHOOL SYSTEM PROJECTS

Project: E1043-FY2019 TALBOTT SPRINGS ELEM SCHOOL REPLACEMENT

(In Thousands)	Five Year Capital Program										Master Plan			
	Prior Appr.	FY2022 Budget	Appr. Total	Fiscal 2023	Fiscal 2024	Fiscal 2025	Fiscal 2026	Fiscal 2027	Sub Total	Fiscal 2028	Fiscal 2029	Fiscal 2030	Fiscal 2031	Total Project
PLANS & ENGINEERING	1,750	0	1,750	0	0	0	0	0	0	0	0	0	0	1,750
CONSTRUCTION	36,627	3,490	40,117	0	0	0	0	0	0	0	0	0	0	40,117
EQUIPMENT & FURNISHINGS	0	1,600	1,600	0	0	0	0	0	0	0	0	0	0	1,600
OTHER	0	0	0	0	0	0	0	0	0	0	0	0	0	0
Total Expenditures	38,377	5,090	43,467	0	0	0	0	0	0	0	0	0	0	43,467
BONDS	31,679	(3,131)	28,548	0	0	0	0	0	0	0	0	0	0	28,548
STATE AID for SCHOOLS	5,698	8,221	13,919	0	0	0	0	0	0	0	0	0	0	13,919
EDUCATION EXCISE BONDS	1,000	0	1,000	0	0	0	0	0	0	0	0	0	0	1,000
Total Funding	38,377	5,090	43,467	0	0	0	0	0	0	0	0	0	0	43,467

\$38,377,000 spent and encumbered through February 2021

\$2,196,568 spent and encumbered through February 2020

Project Status 2017: Feasibility Study.

2018: Revised Feasibility Study

2017-2019: Planning.

Design.

FY 2021 Budget	32,679	2,869	35,548	7,919	0	0	0	0	7,919	0	0	0		43,467
Difference 2021 / 2022	5,698	2,221	7,919	(7,919)	0	0	0	0	(7,919)	0	0	0	0	0

The prior appropriation was modified to reflect passage of Council Bill No. 44-2020 which amended the Fiscal Year 2021 Annual Budget and Appropriation (Council Bill No. 25-2020) to reflect \$5.698 million in additional State funding received. Change from previous year request due to adjustment of cash flows to align with potential State funding participation.

Fiscal 2022 Capital Budget

SCHOOL SYSTEM PROJECTS

Project: E1044-FY2019 SYSTEMIC RENOVATIONS

Description

Improvements and installation of systemic renovations at various school sites. Includes projects of a critical nature such as sprinkler repair, HVAC repair, boiler|chiller replacements|repairs, window|door replacements, vehicles including but not limited to dump trucks, security initiatives including but not limited to door replacements|repairs, kitchen modernizations, special education|regional program needs, indoor environmental quality repairs, emergency replacements|repairs, and other projects in support of the local CIP outlined in the HCPSS Comprehensive Maintenance Plan, as well as emergent projects on school properties. For larger systemic renovation projects, the complete scope of these projects are defined by the BOE approved construction documents (CD) brochure (see Policy 6020 for complete description of process) and any change orders approved subsequent to submittal of the CD brochure.

Justification

Program will include projects that are needed to bring older facilities up to current standards in lighting, electrical, HVAC systems, reconfiguring space, handicap accessible improvements, vehicle purchase including but not limited to dump trucks, and provide for upgrades of other building systems.

Remarks

1. The systemic renovations project also supports emergency and deferred systemic capital projects.
2. FY20 TAO1 transferred a total of \$1,563,000 to this project from E0973, E1030, E1031, E1033 and E1034.
3. OTHER GO represents general obligation bonds supported by transfer tax revenues.

Project Schedule

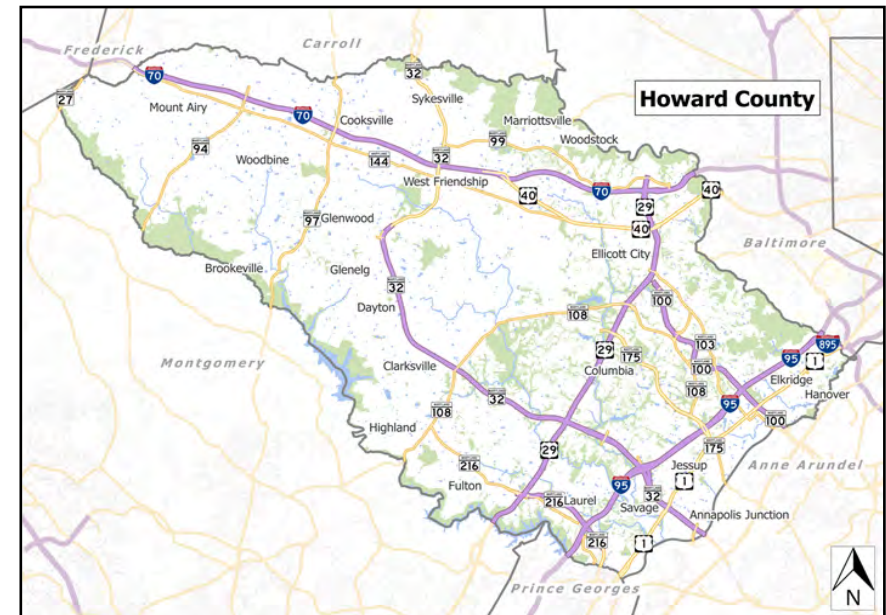
FY 2022 Capital Budget represents renovation work or planning for future construction at the following school facilities, as funding is available:

1. Applications and Research Lab Maintenance
2. West Friendship ES MBR|Well
3. Bonnie Branch MS Boiler Replacement
4. Grounds|Fleet Infrastructure Capital Needs
5. HCPSS portion of Artificial Turf Replacement
6. Administrative Office
7. Kitchen Modernizations
8. Special Education|Regional Program Needs
9. Indoor Environmental Quality Repairs
10. School Security Measures
11. Local Match for State Initiatives
12. Emergency Reserve.

Operating Budget Impact

Upon completion, the maintenance of these facilities will be the responsibility of HCPSS Facilities Services. Operating cost impact is unknown at this time.

FY2022 Bonds - Annual Debt Service Payment	0
FY2022 Bonds - 20-Year Total Debt Service Payment	0
Total Project Bonds - Annual Debt Service Payment	14,059,507
Total Project Bonds - 20-Year Total Debt Service Payment	281,190,133



Explanation of Changes

Increased estimates of HVAC Replacements (4). Added Boiler Replacements (3) and Grounds|Fleet Infrastructure Capital Needs. Increased Emergency Reserve requests.

Fiscal 2022 Capital Budget

SCHOOL SYSTEM PROJECTS

Project: E1044-FY2019 SYSTEMIC RENOVATIONS

(In Thousands)	Five Year Capital Program									Master Plan				
	Prior Appr.	FY2022 Budget	Appr. Total	Fiscal 2023	Fiscal 2024	Fiscal 2025	Fiscal 2026	Fiscal 2027	Sub Total	Fiscal 2028	Fiscal 2029	Fiscal 2030	Fiscal 2031	Total Project
CONSTRUCTION	58,134	8,124	66,258	20,948	43,068	32,860	27,573	32,875	157,324	15,088	22,000	15,019	10,838	286,527
OTHER	0	0	0	0	0	0	0	0	0	0	0	0	0	0
Total Expenditures	58,134	8,124	66,258	20,948	43,068	32,860	27,573	32,875	157,324	15,088	22,000	15,019	10,838	286,527
BONDS	23,337	0	23,337	11,903	31,238	22,880	17,923	24,710	108,654	10,938	17,850	10,869	6,688	178,336
EXCISE TAX	1,800	0	1,800	1,000	1,000	1,000	1,000	1,000	5,000	0	0	0	0	6,800
PAY AS YOU GO	1,400	0	1,400	0	0	0	0	0	0	0	0	0	0	1,400
STATE AID for SCHOOLS	6,749	0	6,749	1,045	5,830	5,830	5,500	4,015	22,220	0	0	0	0	28,969
TRANSFER TAX	19,050	8,124	27,174	7,000	5,000	3,150	3,150	3,150	21,450	4,150	4,150	4,150	4,150	65,224
Other GO	5,798	0	5,798	0	0	0	0	0	0	0	0	0	0	5,798
Total Funding	58,134	8,124	66,258	20,948	43,068	32,860	27,573	32,875	157,324	15,088	22,000	15,019	10,838	286,527

\$29,920,287 spent and encumbered through February 2021

\$6,023,529 spent and encumbered through February 2020

Project Status See Project Schedule. See Remarks. Ongoing.

FY 2021 Budget	58,536	16,301	74,837	22,792	30,677	36,945	26,676	18,000	135,090	19,000	20,000	21,000		269,927
Difference 2021 / 2022	(402)	(8,177)	(8,579)	(1,844)	12,391	(4,085)	897	14,875	22,234	(3,912)	2,000	-5,981	10,838	16,600

The prior appropriation was modified to reflect passage of Council Bill No. 44-2020 which amended the Fiscal Year 2021 Annual Budget and Appropriation (Council Bill No. 25-2020) to reflect a \$402 thousand reduction in State funding. Changes from prior plan reflect HCPSS prioritization within affordable funding levels. TAO2-2019 transferred in \$500,000 in General obligation bonds from projects E1031 and E1034.

Project: E1045-FY2019 RELOCATABLE CLASSROOMS

Description

This request will provide funds for the relocation of existing portable classrooms or purchase of new portable classrooms to be placed at schools in need of additional capacity. Relocation includes moving the buildings as well as installation of support services that make the buildings functional classrooms.

Justification

Additional classroom spaces are needed to help relieve overcapacity schools until such time as permanent classroom spaces are available.

Remarks

- 1. In September 2020, there were 234 relocatable/modular classrooms in use (four are used for administrative purposes at the Central Office, all others are at school sites).
- 2. The school system will continue to conduct regular reviews of all relocatables which will include condition and usage.
- 3. The potential to either remove relocatables out-of-service, transport them to other locations where needed, or place them in excess to dispose of in an appropriate manner will be decided upon annually.

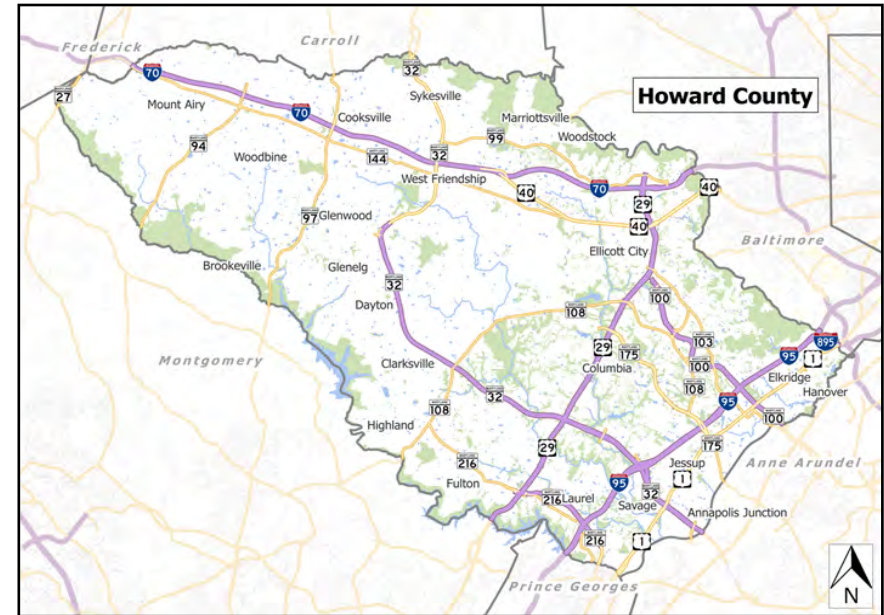
Project Schedule

Planned: Purchase of new relocatable classrooms for Elementary School, Middle School and High School locations.

Operating Budget Impact

Upon completion, the maintenance of these facilities will be the responsibility of HCPSS Facilities Services. Operating cost impact is unknown at this time.

FY2022 Bonds - Annual Debt Service Payment	0
FY2022 Bonds - 20-Year Total Debt Service Payment	0
Total Project Bonds - Annual Debt Service Payment	366,503
Total Project Bonds - 20-Year Total Debt Service Payment	7,330,057



Explanation of Changes

None.

Fiscal 2022 Capital Budget

SCHOOL SYSTEM PROJECTS

Project: E1045-FY2019 RELOCATABLE CLASSROOMS

(In Thousands)				Five Year Capital Program						Master Plan				
Appropriation Object Class	Prior Appr.	FY2022 Budget	Appr. Total	Fiscal 2023	Fiscal 2024	Fiscal 2025	Fiscal 2026	Fiscal 2027	Sub Total	Fiscal 2028	Fiscal 2029	Fiscal 2030	Fiscal 2031	Total Project
CONSTRUCTION	6,500	1,500	8,000	1,500	1,500	1,500	1,500	1,500	7,500	1,500	1,500	1,500	1,500	21,500
OTHER	0	0	0	0	0	0	0	0	0	0	0	0	0	0
Total Expenditures	6,500	1,500	8,000	1,500	1,500	1,500	1,500	1,500	7,500	1,500	1,500	1,500	1,500	21,500
BONDS	4,800	0	4,800	0	0	0	0	0	0	0	0	0	0	4,800
TRANSFER TAX	1,700	1,500	3,200	1,500	1,500	1,500	1,500	1,500	7,500	1,500	1,500	1,500	1,500	16,700
Total Funding	6,500	1,500	8,000	1,500	1,500	1,500	1,500	1,500	7,500	1,500	1,500	1,500	1,500	21,500

\$5,371,682 spent and encumbered through February 2021

\$3,638,116 spent and encumbered through February 2020

Project Status Ongoing.

FY 2021 Budget	6,500	1,500	8,000	1,500	1,500	1,500	1,500	1,500	7,500	1,500	1,500	1,500		20,000
Difference 2021 / 2022	0	0	0	0	0	0	0	0	0	0	0	0	1,500	1,500

Changes from prior plan reflect HCPSS prioritization within affordable funding levels.

Fiscal 2022 Capital Budget

SCHOOL SYSTEM PROJECTS

Project: E1046-FY2019 ROOFING

Description

Reroofing for various schools including design and construction of repairs to existing roofs, old roof removal, new flashing and drains, and installation of new roofing structure and material.

Justification

The roof system is the largest single area of the building that must endure the most severe weather conditions. The roof protects the structural integrity of the building as well as equipment. Because of building age and environmental conditions, scheduled roof replacements must be completed to protect the investment that has been made in many facilities.

Remarks

When feasible, roofing projects will be considered in conjunction with systemic renovations.

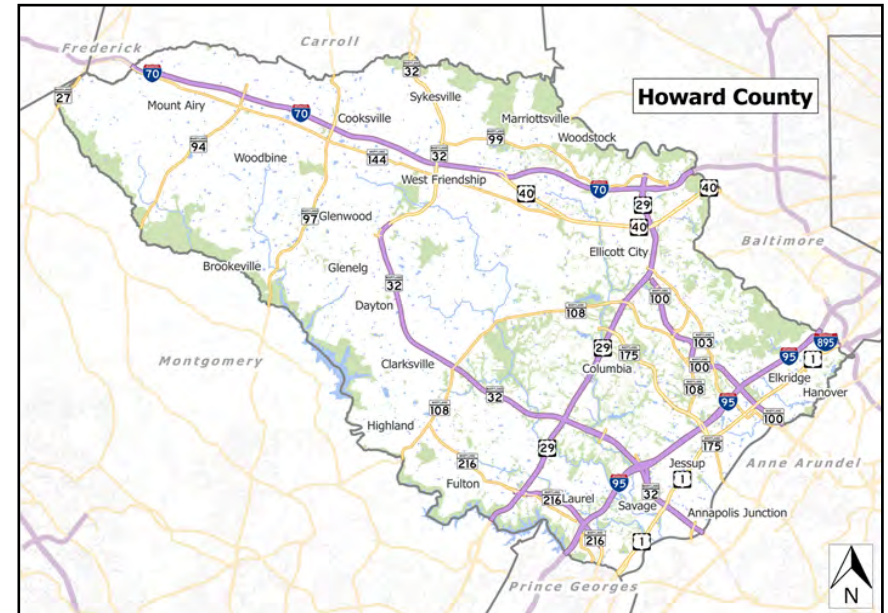
Project Schedule

Roof replacements per individual location schedules.

Operating Budget Impact

Estimated operating cost impact upon completion: No increase

FY2022 Bonds - Annual Debt Service Payment	0
FY2022 Bonds - 20-Year Total Debt Service Payment	0
Total Project Bonds - Annual Debt Service Payment	678,641
Total Project Bonds - 20-Year Total Debt Service Payment	13,572,821



Explanation of Changes

N/A

Fiscal 2022 Capital Budget

SCHOOL SYSTEM PROJECTS

Project: E1046-FY2019 ROOFING

(In Thousands)	Five Year Capital Program									Master Plan				
	Prior Appr.	FY2022 Budget	Appr. Total	Fiscal 2023	Fiscal 2024	Fiscal 2025	Fiscal 2026	Fiscal 2027	Sub Total	Fiscal 2028	Fiscal 2029	Fiscal 2030	Fiscal 2031	Total Project
CONSTRUCTION	17,997	1,000	18,997	1,000	1,000	4,750	4,750	4,750	16,250	4,750	4,750	4,750	4,750	54,247
OTHER	0	0	0	0	0	0	0	0	0	0	0	0	0	0
Total Expenditures	17,997	1,000	18,997	1,000	1,000	4,750	4,750	4,750	16,250	4,750	4,750	4,750	4,750	54,247
BONDS	8,888	0	8,888	0	0	0	0	0	0	0	0	0	0	8,888
EXCISE TAX	1,000	0	1,000	0	0	0	0	0	0	0	0	0	0	1,000
STATE AID for SCHOOLS	8,109	0	8,109	0	0	2,500	2,500	2,500	7,500	2,500	2,500	2,500	2,500	25,609
TRANSFER TAX	0	1,000	1,000	1,000	1,000	2,250	2,250	2,250	8,750	2,250	2,250	2,250	2,250	18,750
Total Funding	17,997	1,000	18,997	1,000	1,000	4,750	4,750	4,750	16,250	4,750	4,750	4,750	4,750	54,247

\$4,188,342 spent and encumbered through February 2021

\$60,993 spent and encumbered through February 2020

Project Status Ongoing.

FY 2021 Budget	17,997	5,000	22,997	1,000	1,000	5,000	5,000	5,000	17,000	5,000	5,000	5,000		54,997
Difference 2021 / 2022	0	(4,000)	(4,000)	0	0	(250)	(250)	(250)	(750)	(250)	-250	-250	4,750	(750)

\$2.5 million reduction in the preliminary Interagency Commission on School Construction (IAC) recommended State funding level compared to the prior year plan.

Project: E1047-SITE ACQUISITION AND CONSTRUCTION RESERVE

Description

This project is a contingency fund for site acquisition and school construction reserve at various school sites. Recent emergent maintenance requirements have strained the school system's existing construction contingency accounts and additional funding is required to ensure that urgently needed repairs can be completed without delay.

Justification

This project is needed as a contingency reserve providing funds for use on an as-needed basis.

Remarks

Site funds are needed for future enrollment growth.

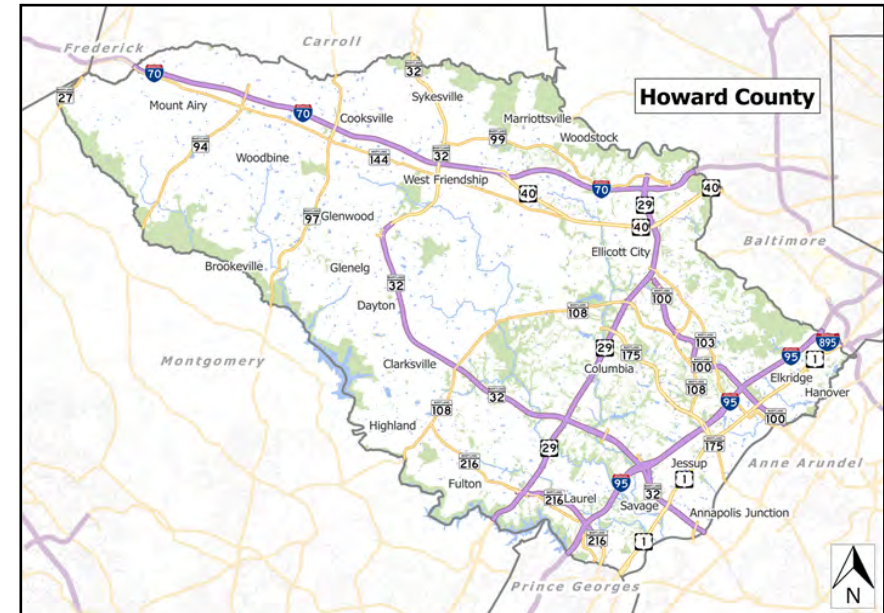
Project Schedule

Ongoing.

Operating Budget Impact

Estimated operating cost impact upon completion: No increase

FY2022 Bonds - Annual Debt Service Payment	0
FY2022 Bonds - 20-Year Total Debt Service Payment	0
Total Project Bonds - Annual Debt Service Payment	496,230
Total Project Bonds - 20-Year Total Debt Service Payment	9,924,591



Explanation of Changes

N/A

Fiscal 2022 Capital Budget

SCHOOL SYSTEM PROJECTS

Project: E1047-SITE ACQUISITION AND CONSTRUCTION RESERVE

(In Thousands)	Five Year Capital Program										Master Plan				
	Prior Appr.	FY2022 Budget	Appr. Total	Fiscal 2023	Fiscal 2024	Fiscal 2025	Fiscal 2026	Fiscal 2027	Sub Total	Fiscal 2028	Fiscal 2029	Fiscal 2030	Fiscal 2031	Total Project	
CONSTRUCTION	0	0	0	0	0	0	0	0	0	0	2,000	1,999	2,000	2,000	7,999
Total Expenditures	0	0	0	0	0	0	0	0	0	0	2,000	1,999	2,000	2,000	7,999
BONDS	0	0	0	0	0	0	0	0	0	0	500	1,999	2,000	2,000	6,499
EXCISE TAX	0	0	0	0	0	0	0	0	0	0	1,500	0	0	0	1,500
Total Funding	0	0	0	0	0	0	0	0	0	0	2,000	1,999	2,000	2,000	7,999

\$0 spent and encumbered through February 2021

\$0 spent and encumbered through February 2020

Project Status Ongoing.

FY 2021 Budget	0	0	0	0	0	0	0	2,000	2,000	2,000	2,000	2,000		8,000
Difference 2021 / 2022	0	0	0	0	0	0	0	(2,000)	(2,000)	0	-1	0	2,000	(1)

Changes from prior plan reflect the inability to fund at current funding levels.

Fiscal 2022 Capital Budget

SCHOOL SYSTEM PROJECTS

Project: E1048-FY2019 TECHNOLOGY

Description

A capital project to provide and sustain a viable technology infrastructure consistent with the HCPSS strategic technology plan at various school sites.

Justification

Funds are required for continuous improvements and upgrades to the HCPSS network infrastructure, computer systems, and applications to ensure that instruction and business technology needs are met in a secure, standard, and equitable manner.

Remarks

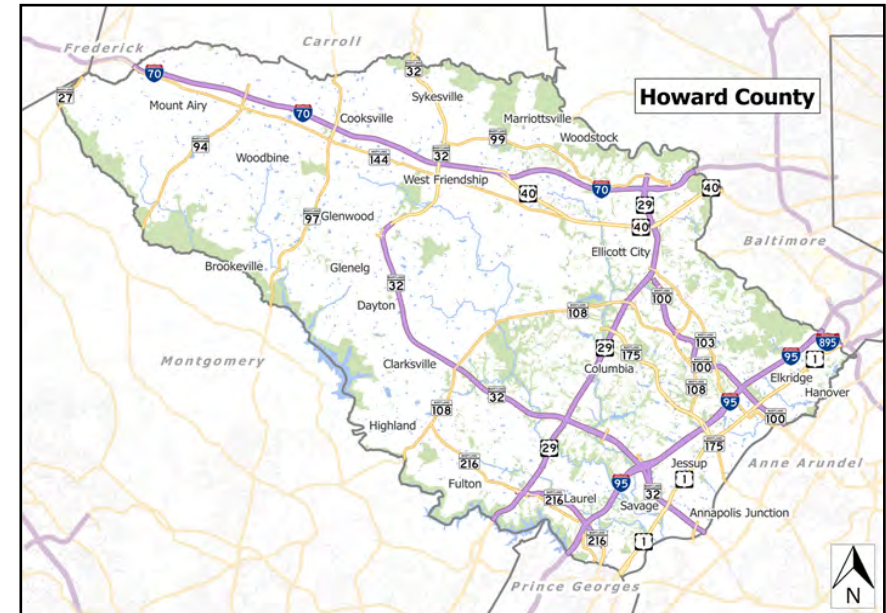
Project Schedule

Eligible Projects Including but not limited to: School Servers, Wireless APs+Ctrls, Data Center Switches, VOIP Switches+Tel Sets, curriculum computers, Testing+Instructional computers, and HS labs computers, telecommunication systems, Cybersecurity, Enterprise Printing, Student Devices, Enterprise Infrastructure, and Enterprise Applications.

Operating Budget Impact

Estimated operating cost impact upon completion: No increase

FY2022 Bonds - Annual Debt Service Payment	0
FY2022 Bonds - 20-Year Total Debt Service Payment	0
Total Project Bonds - Annual Debt Service Payment	0
Total Project Bonds - 20-Year Total Debt Service Payment	0



Explanation of Changes

N/A

Fiscal 2022 Capital Budget

SCHOOL SYSTEM PROJECTS

Project: E1048-FY2019 TECHNOLOGY

(In Thousands)	Five Year Capital Program									Master Plan				Total Project
	Prior Appr.	FY2022 Budget	Appr. Total	Fiscal 2023	Fiscal 2024	Fiscal 2025	Fiscal 2026	Fiscal 2027	Sub Total	Fiscal 2028	Fiscal 2029	Fiscal 2030	Fiscal 2031	
EQUIPMENT & FURNISHINGS	7,500	1,000	8,500	1,000	3,000	3,000	3,000	3,000	13,000	3,000	3,000	3,000	3,000	33,500
OTHER	0	0	0	0	0	0	0	0	0	0	0	0	0	0
Total Expenditures	7,500	1,000	8,500	1,000	3,000	3,000	3,000	3,000	13,000	3,000	3,000	3,000	3,000	33,500
TRANSFER TAX	7,500	1,000	8,500	1,000	3,000	3,000	3,000	3,000	13,000	3,000	3,000	3,000	3,000	33,500
Total Funding	7,500	1,000	8,500	1,000	3,000	3,000	3,000	3,000	13,000	3,000	3,000	3,000	3,000	33,500

\$1,633,771 spent and encumbered through February 2021

\$864,503 spent and encumbered through February 2020

Project Status Technology improvements provide instructional opportunities that assist teachers as they provide students opportunities to master technology literacy standards and gain college and career ready skills and knowledge.

FY 2021 Budget	7,500	3,750	11,250	5,500	5,500	7,500	7,500	5,500	31,500	5,500	5,500	5,500		59,250
Difference 2021 / 2022	0	(2,750)	(2,750)	(4,500)	(2,500)	(4,500)	(4,500)	(2,500)	(18,500)	(2,500)	-2,500	-2,500	3,000	(25,750)

Changes from prior plan reflect HCPSS prioritization within affordable funding levels.

Project: E1049-DUNLOGGIN MS RENOVATION/ADDITION

Description

A project to expand educational program spaces with 195 seats of new capacity and renovate Dunloggin Middle School. The renovation will include a complete systemic renovation of the existing building including new electrical, mechanical, plumbing, technology, roofing and life safety systems. The seats of additional classroom space and core infrastructure space will allow the building to operate effectively at the larger capacity. Interior spaces will be reconfigured, new finishes provided, accessibility improved, and new spaces added as required to bring the facility into compliance with renovation specifications. The complete scope of this project is defined by the BOE approved construction documents (CD) brochure (see Policy 6020 for complete description of process) and any change orders approved subsequent to submittal of the CD brochure.

Justification

A 2008 facility assessment of middle schools concluded that Dunloggin Middle School has a 13.8 percent deficiency of educational program area of the 19 middle schools operating at that time.

Remarks

The original building was constructed in 1973.

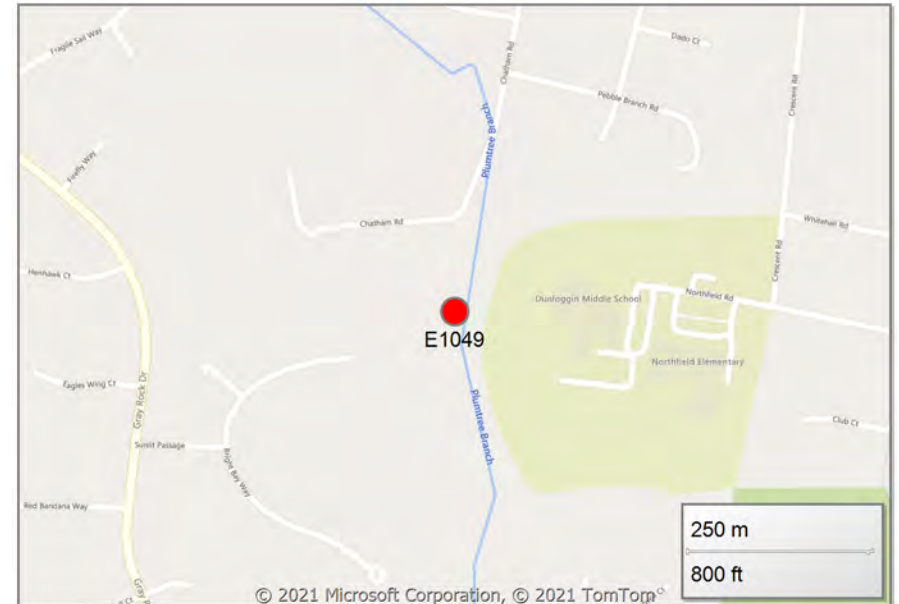
Project Schedule

2024: Feasibility Study
 2024-2025: Planning
 2025-2027: Construction

Operating Budget Impact

Upon completion, the maintenance of this facility will be the responsibility of HCPSS Facilities Services. Operating cost impact is unknown at this time.

FY2022 Bonds - Annual Debt Service Payment	0
FY2022 Bonds - 20-Year Total Debt Service Payment	0
Total Project Bonds - Annual Debt Service Payment	1,396,834
Total Project Bonds - 20-Year Total Debt Service Payment	27,936,678



Explanation of Changes

Project estimate updated due to increases in the state school construction cost per square foot and increased design capacity.

Fiscal 2022 Capital Budget

SCHOOL SYSTEM PROJECTS

Project: E1049-DUNLOGGIN MS RENOVATION/ADDITION

(In Thousands)				Five Year Capital Program						Master Plan				
Appropriation Object Class	Prior Appr.	FY2022 Budget	Appr. Total	Fiscal 2023	Fiscal 2024	Fiscal 2025	Fiscal 2026	Fiscal 2027	Sub Total	Fiscal 2028	Fiscal 2029	Fiscal 2030	Fiscal 2031	Total Project
PLANS & ENGINEERING	0	0	0	0	3,557	0	0	0	3,557	0	0	0	0	3,557
CONSTRUCTION	0	0	0	0	0	9,555	14,077	12,868	36,500	5,884	0	0	0	42,384
EQUIPMENT & FURNISHINGS	0	0	0	0	0	0	0	1,550	1,550	0	0	0	0	1,550
Total Expenditures	0	0	0	0	3,557	9,555	14,077	14,418	41,607	5,884	0	0	0	47,491
BONDS	0	0	0	0	0	9,120	0	3,290	12,410	5,884	0	0	0	18,294
EXCISE TAX	0	0	0	0	3,557	435	4,077	2,021	10,090	0	0	0	0	10,090
STATE AID for SCHOOLS	0	0	0	0	0	0	10,000	9,107	19,107	0	0	0	0	19,107
Total Funding	0	0	0	0	3,557	9,555	14,077	14,418	41,607	5,884	0	0	0	47,491

\$0 spent and encumbered through February 2021

\$0 spent and encumbered through February 2020

Project Status

FY 2021 Budget	0	0	0	0	0	2,800	9,579	12,555	24,934	12,418	5,884	0		43,236
Difference 2021 / 2022	0	0	0	0	3,557	6,755	4,498	1,863	16,673	(6,534)	-5,884	0	0	4,255

Cash flows adjusted to aid affordability and to align with potential State funding participation.

Project: E1050-CLARKSVILLE ES ADDITION

Description

The Clarksville Elementary School project will expand educational program spaces with 150 seats of new capacity for a new Elementary Regional Language Immersion Program. The program is under development and project details are forthcoming. The complete scope of this project will be defined by the BOE approved construction documents (CD) brochure (see Policy 6020 in the Supporting Data Section for a complete description of the process) and any change orders approved subsequent to submittal of the CD brochure.

Justification

This project calls for an expansion of the educational program spaces to address space needed for the new Elementary Regional Language Immersion Program.

Remarks

1. The original building was built in 1964.
2. The last renovation/addition was in 2002.

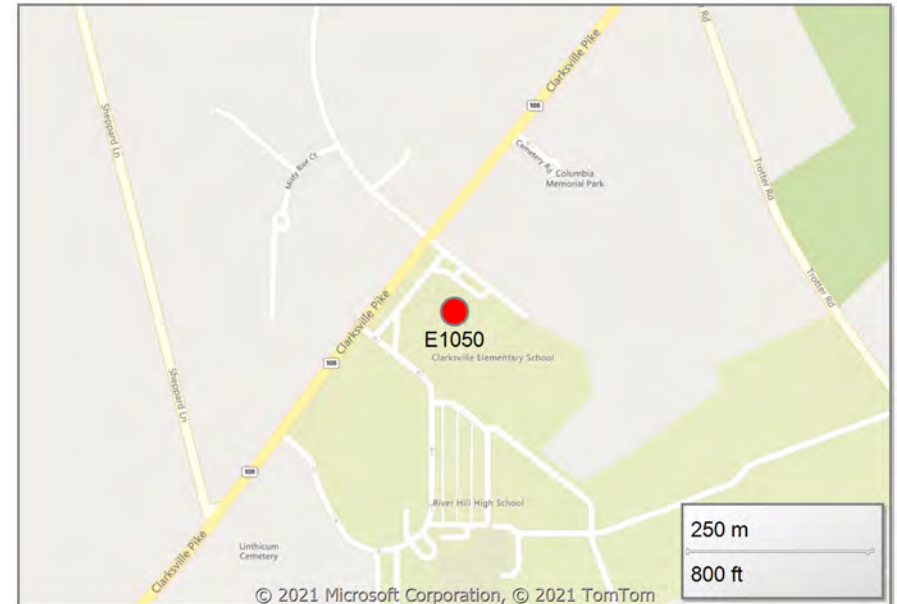
Project Schedule

FY20 - Project is in the financial close out process

Operating Budget Impact

Upon completion, the maintenance of this facility will be the responsibility of HCPSS Facilities Services. Operating cost impact is unknown at this time.

FY2022 Bonds - Annual Debt Service Payment	0
FY2022 Bonds - 20-Year Total Debt Service Payment	0
Total Project Bonds - Annual Debt Service Payment	0
Total Project Bonds - 20-Year Total Debt Service Payment	0



Fiscal 2022 Capital Budget

Project: E1050-CLARKSVILLE ES ADDITION

(In Thousands)				Five Year Capital Program						Master Plan				
Appropriation Object Class	Prior Appr.	FY2022 Budget	Appr. Total	Fiscal 2023	Fiscal 2024	Fiscal 2025	Fiscal 2026	Fiscal 2027	Sub Total	Fiscal 2028	Fiscal 2029	Fiscal 2030	Fiscal 2031	Total Project
spent and encumbered through February 2021 spent and encumbered through February 2020 Project Status Planning.														
Difference 2021 / 2022	0	0	0	0	0	0	0	0	0	0	0	0	0	0

Project removed from long-range budget request indefinitely.

Fiscal 2022 Capital Budget

SCHOOL SYSTEM PROJECTS

Project: E1052-FY2024 NEW HIGH SCHOOL #14

Description

The New High School #14 will be a new facility. The completed scope of this project will be defined by the BOE approved construction documents (CD) brochure (see Policy 6020 in the Supporting Data Section for a complete description of the process) and any change orders approved subsequent to submittal of the CD brochure.

Justification

The projection shows continued growth for high school enrollment, with much of the growth along the Route 1 Corridor. Even after the construction of HS #13 and the Hammond HS addition (scheduled to open in September 2023), the projection shows a need for approximately 1,300 additional seats countywide in 2028. Projections are developed and monitored annually.

Remarks

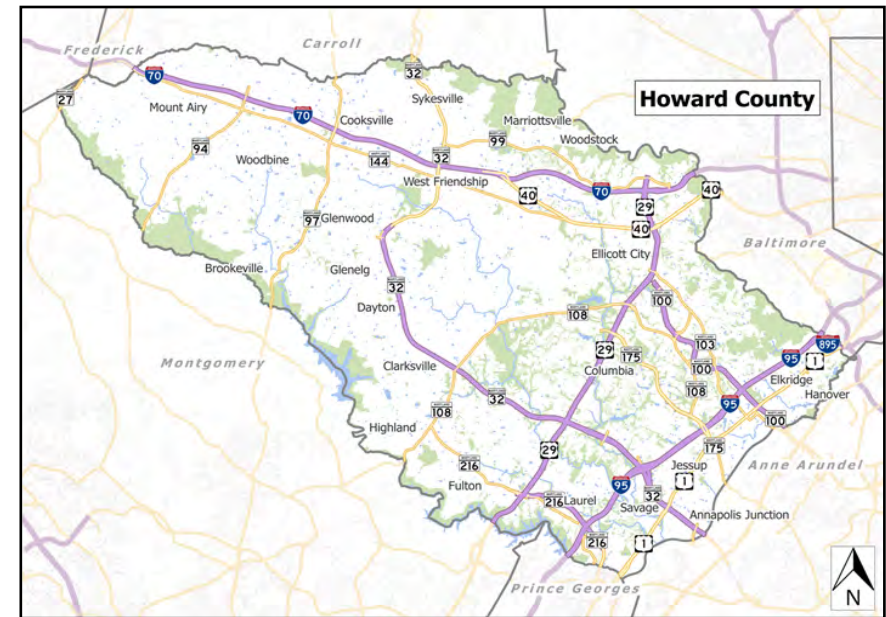
Project Schedule

Schedule to be determined.

Operating Budget Impact

Upon completion, the maintenance of this facility will be the responsibility of the HCPSS Facilities Services. Operating cost impact is unknown at this time.

FY2022 Bonds - Annual Debt Service Payment	0
FY2022 Bonds - 20-Year Total Debt Service Payment	0
Total Project Bonds - Annual Debt Service Payment	2,672,416
Total Project Bonds - 20-Year Total Debt Service Payment	53,448,329



Fiscal 2022 Capital Budget

SCHOOL SYSTEM PROJECTS

Project: E1052-FY2024 NEW HIGH SCHOOL #14

(In Thousands)				Five Year Capital Program						Master Plan				
Appropriation Object Class	Prior Appr.	FY2022 Budget	Appr. Total	Fiscal 2023	Fiscal 2024	Fiscal 2025	Fiscal 2026	Fiscal 2027	Sub Total	Fiscal 2028	Fiscal 2029	Fiscal 2030	Fiscal 2031	Total Project
PLANS & ENGINEERING	0	0	0	0	0	0	0	0	0	0	0	15,000	40,000	55,000
Total Expenditures	0	0	0	0	0	0	0	0	0	0	0	15,000	40,000	55,000
BONDS	0	0	0	0	0	0	0	0	0	0	0	15,000	20,000	35,000
STATE AID for SCHOOLS	0	0	0	0	0	0	0	0	0	0	0	0	20,000	20,000
Total Funding	0	0	0	0	0	0	0	0	0	0	0	15,000	40,000	55,000

**\$0 spent and encumbered through February 2021
 spent and encumbered through February 2020
 Project Status**

Difference 2021 / 2022	0	0	0	0	0	0	0	0	0	0	0	15,000	40,000	55,000
------------------------	---	---	----------	---	---	---	---	---	----------	---	---	--------	--------	---------------

Howard County, MD
FY 2022 Executive Proposed Capital Budget
FIRE PROJECTS

Project Information	Funding Source	Prior Approp.	FY 2022	Total	FY 2023	FY 2024	FY 2025	FY 2026	FY 2027	Total
F5960-FY2001 FIRESTATION SYSTEMIC IMPROVEMENTS	B	3,623	0	3,623	0	0	0	0	0	3,623
An ongoing project to replace or renovate major systems, fixtures, or structures in various existing fire stations and PSTC.	P	810	0	810	0	0	0	0	0	810
	T	3,720	1,000	4,720	1,400	425	425	425	300	7,695
	Total	8,153	1,000	9,153	1,400	425	425	425	300	12,128
F5972-FY2008 RURAL FIRE PROTECTION PROGRAM	O	6,050	500	6,550	500	500	500	500	500	9,050
A project to provide and augment fire protection systems in rural areas within the County, outside of the Water and Sewer Planned Service Area.	T	2,150	0	2,150	0	0	0	0	0	2,150
	Total	8,200	500	8,700	500	500	500	500	500	11,200
F5973-PUBLIC SAFETY STORAGE FACILITIES	B	1,850	0	1,850	0	0	0	0	0	1,850
Evaluate the existing storage needs of Fire & Rescue and Police to better optimize existing facilities and consolidate storage needs into lease space to extent possible.	Total	1,850	0	1,850	0	0	0	0	0	1,850
F5975-FY2010 ROUTE ONE FIRE STATION	O	7,788	0	7,788	0	0	0	0	0	7,788
A project to construct a new fire station (14,900 sf) near the intersection of RT1 and Port Capital Drive.	T	2,300	300	2,600	0	0	0	0	0	2,600
	Total	10,088	300	10,388	0	0	0	0	0	10,388
F5976-FY2018 NORTH COLUMBIA FIRE STATION	B	1,100	0	1,100	0	0	0	0	0	1,100
A project to construct a new Columbia fire station.	O	7,655	0	7,655	0	0	0	0	0	7,655
	T	0	1,655	1,655	0	0	0	0	0	1,655
	Total	8,755	1,655	10,410	0	0	0	0	0	10,410
FIRE PROJECTS Total		37,046	3,455	40,501	1,900	925	925	925	800	45,976

Howard County, MD
FY 2022 Executive Proposed Capital Budget (\$000)
FIRE PROJECTS

	Revenue Source	Prior Total	Current FY	Appropriation Total
B	BONDS	6,573	0	6,573
O	OTHER SOURCES	21,493	500	21,993
P	PAY AS YOU GO	810	0	810
T	TRANSFER TAX	8,170	2,955	11,125
Total		37,046	3,455	40,501

Howard County, MD
FY 2022 Executive Proposed 5 Year Capital Budget Project Type Summary
FIRE PROJECTS

Revenue Source		Prior Approp	Current FY	2023	2024	2025	2026	2027	Total
B	BONDS	6,573	0	0	0	0	0	0	6,573
O	OTHER SOURCES	21,493	500	500	500	500	500	500	24,493
P	PAY AS YOU GO	810	0	0	0	0	0	0	810
T	TRANSFER TAX	8,170	2,955	1,400	425	425	425	300	14,100
Total		37,046	3,455	1,900	925	925	925	800	45,976

Fiscal 2022 Capital Budget

FIRE PROJECTS

Project: F5960-FY2001 FIRESTATION SYSTEMIC IMPROVEMENTS

Description

An ongoing project to replace or renovate major systems, fixtures, or structures in various existing fire stations and PSTC.

Justification

Many components of these facilities have reached the end of their useful life and need replacement. Some facilities need upgraded capabilities in order to continue to operate efficiently.

Remarks

Miscellaneous repairs, modifications and improvements to County Fire Department Facilities are required on an ongoing basis.

Project Schedule

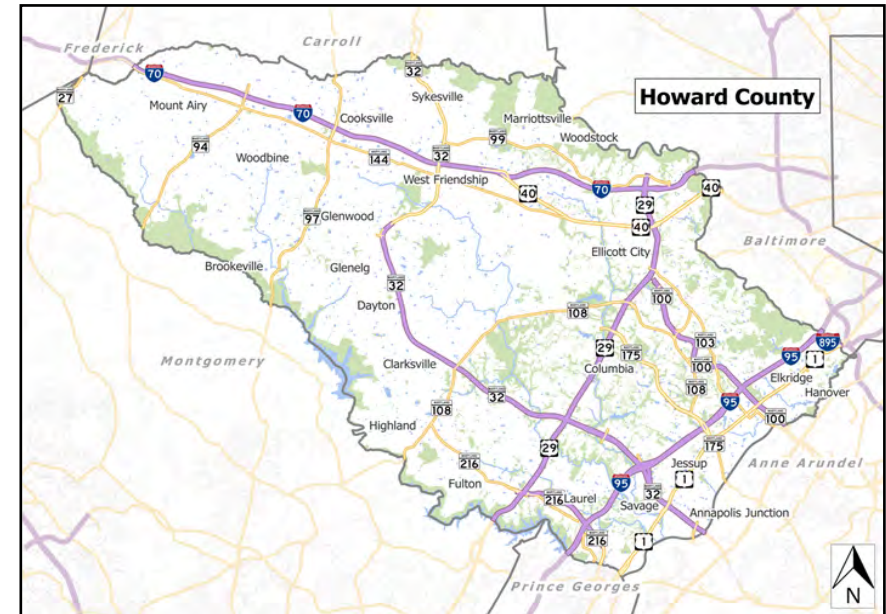
FY22-FY28 - Design and Construction of various improvements.

FY22 - Various building repairs/upgrades including Station 8 new bay doors, Station 2 bay floors and Fire Station security camera upgrades.

Operating Budget Impact

No net change.

FY2022 Bonds - Annual Debt Service Payment	0
FY2022 Bonds - 20-Year Total Debt Service Payment	0
Total Project Bonds - Annual Debt Service Payment	276,633
Total Project Bonds - 20-Year Total Debt Service Payment	5,532,666



Fiscal 2022 Capital Budget

FIRE PROJECTS

Project: F5960-FY2001 FIRESTATION SYSTEMIC IMPROVEMENTS

(In Thousands)	Five Year Capital Program									Master Plan				
	Prior Appr.	FY2022 Budget	Appr. Total	Fiscal 2023	Fiscal 2024	Fiscal 2025	Fiscal 2026	Fiscal 2027	Sub Total	Fiscal 2028	Fiscal 2029	Fiscal 2030	Fiscal 2031	Total Project
PLANS & ENGINEERING	840	150	990	125	50	50	50	30	305	30	0	0	0	1,325
LAND ACQUISITION	0	0	0	0	0	0	0	0	0	0	0	0	0	0
CONSTRUCTION	7,233	825	8,058	1,100	375	375	375	270	2,495	270	0	0	0	10,823
ADMINISTRATION	60	25	85	25	0	0	0	0	25	0	0	0	0	110
EQUIPMENT & FURNISHINGS	20	0	20	150	0	0	0	0	150	0	0	0	0	170
Total Expenditures	8,153	1,000	9,153	1,400	425	425	425	300	2,975	300	0	0	0	12,428
BONDS	3,623	0	3,623	0	0	0	0	0	0	0	0	0	0	3,623
PAY AS YOU GO	810	0	810	0	0	0	0	0	0	0	0	0	0	810
TRANSFER TAX	3,720	1,000	4,720	1,400	425	425	425	300	2,975	300	0	0	0	7,995
Total Funding	8,153	1,000	9,153	1,400	425	425	425	300	2,975	300	0	0	0	12,428

\$6,165,641 spent and encumbered through February 2021

\$5,984,612 spent and encumbered through February 2020

Project Status Design, renovations, repairs.

FY19 - New generators at the new FRS HQ.

FY20 - Design and Construction of various improvements.

FY21 - Design and construction of new kitchen at Fire Station #9, Fire Station #10 driveway and apron repairs, Fire Station #5 ceiling replacements, bay floor repairs at Fire Station #2 and Fire Station #8.

FY 2021 Budget	8,153	425	8,578	425	425	425	425	300	2,000	300	0	0		10,878
Difference 2021 / 2022	0	575	575	975	0	0	0	0	975	0	0	0	0	1,550

Increase in budget request during FY22 budget process due to needed upgrades at Fire Station #8 (bay door replacement), Fire Station #10 (bay floor repair) and security camera upgrades.

Project: F5972-FY2008 RURAL FIRE PROTECTION PROGRAM

Description

A project to provide and augment fire protection systems in rural areas within the County, outside of the Water and Sewer Planned Service Area.

Justification

Increased development in rural areas of the County has created a need for additional water tankers, upgrades to emergency response equipment and access to strategically located water sources. The results will help ensure that water supplies are in place to adequately respond to fire demands.

Remarks

1. The project will install 2 to 5 emergency water supply systems per year for fire protection. It is anticipated that approximately 90 to 100 emergency water supply systems will be constructed under this capital project.
2. 42 cisterns have been installed and are operational.
3. The project will also upgrade or purchase new tankers and emergency equipment to ensure adequate response times to fire emergencies.
4. OTHER represents Pay as you Go generated from Fire Tax.
5. Future request represents advancement of funds in the capital program.

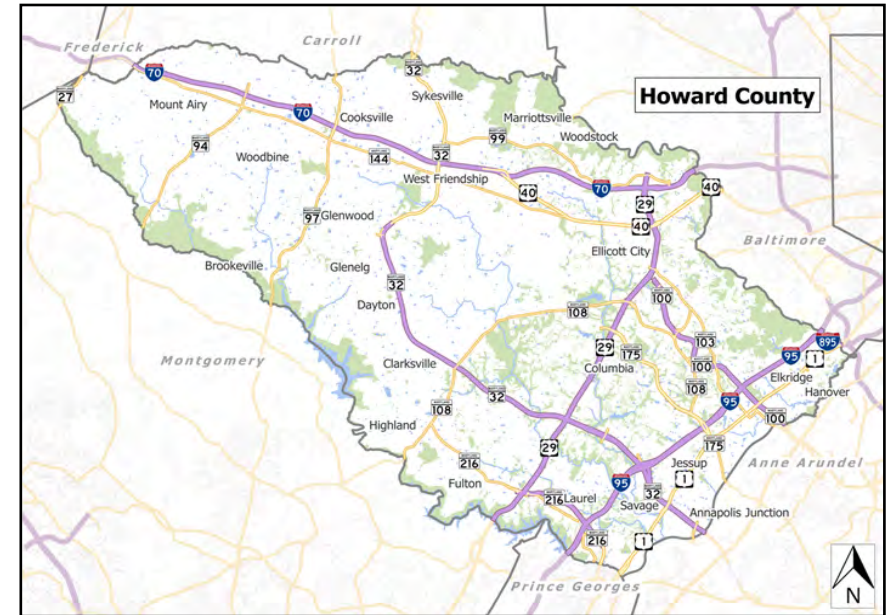
Project Schedule

Ongoing project

Operating Budget Impact

\$5,000 per year represents the cost of operation and maintenance of the proposed emergency water supplies.

FY2022 Bonds - Annual Debt Service Payment	0
FY2022 Bonds - 20-Year Total Debt Service Payment	0
Total Project Bonds - Annual Debt Service Payment	0
Total Project Bonds - 20-Year Total Debt Service Payment	0



Fiscal 2022 Capital Budget

FIRE PROJECTS

Project: F5972-FY2008 RURAL FIRE PROTECTION PROGRAM

(In Thousands)	Five Year Capital Program									Master Plan				
	Prior Appr.	FY2022 Budget	Appr. Total	Fiscal 2023	Fiscal 2024	Fiscal 2025	Fiscal 2026	Fiscal 2027	Sub Total	Fiscal 2028	Fiscal 2029	Fiscal 2030	Fiscal 2031	Total Project
PLANS & ENGINEERING	860	400	1,260	400	400	400	400	400	2,000	400	400	400	0	4,460
LAND ACQUISITION	1,440	100	1,540	100	100	100	100	100	500	100	100	100	0	2,340
CONSTRUCTION	5,050	0	5,050	0	0	0	0	0	0	0	0	0	0	5,050
ADMINISTRATION	5	0	5	0	0	0	0	0	0	0	0	0	0	5
EQUIPMENT & FURNISHINGS	845	0	845	0	0	0	0	0	0	0	0	0	0	845
Total Expenditures	8,200	500	8,700	500	500	500	500	500	2,500	500	500	500	0	12,700
OTHER SOURCES	6,050	500	6,550	500	500	500	500	500	2,500	500	500	500	0	10,550
TRANSFER TAX	2,150	0	2,150	0	0	0	0	0	0	0	0	0	0	2,150
Total Funding	8,200	500	8,700	500	500	500	500	500	2,500	500	500	500	0	12,700

\$6,261,070 spent and encumbered through February 2021

\$6,193,293 spent and encumbered through February 2020

Project Status Completed FY20 and prior: 38 tanks installed and operational.

Completed FY21: 4 new tanks installed.

FY 2021 Budget	8,200	500	8,700	500	500	500	500	500	2,500	500	500	500		12,700
Difference 2021 / 2022	0	0	0	0	0	0	0	0	0	0	0	0	0	0

Project: F5973-PUBLIC SAFETY STORAGE FACILITIES

Description

Evaluate the existing storage needs of Fire & Rescue and Police to better optimize existing facilities and consolidate storage needs into lease space to extent possible.

Justification

The Department of Fire and Rescue Services has outgrown its current space at the Public Safety Education Center. Available space for expansion is limited due to the needs of Fire & Rescue and Police Training. Relocating storage to lease space will provide much needed training space. The Police have outgrown its storage space in the Southern District and requires secure specialty vehicle storage.

Remarks

1. Project title changed from Emergency Management Facility to Public Safety Storage Facilities.
2. The scope of this project changed from a logistics facility for DFRS. Develop space program for Fire & Rescue Storage|Police specialty vehicle and vehicle evidence storage.

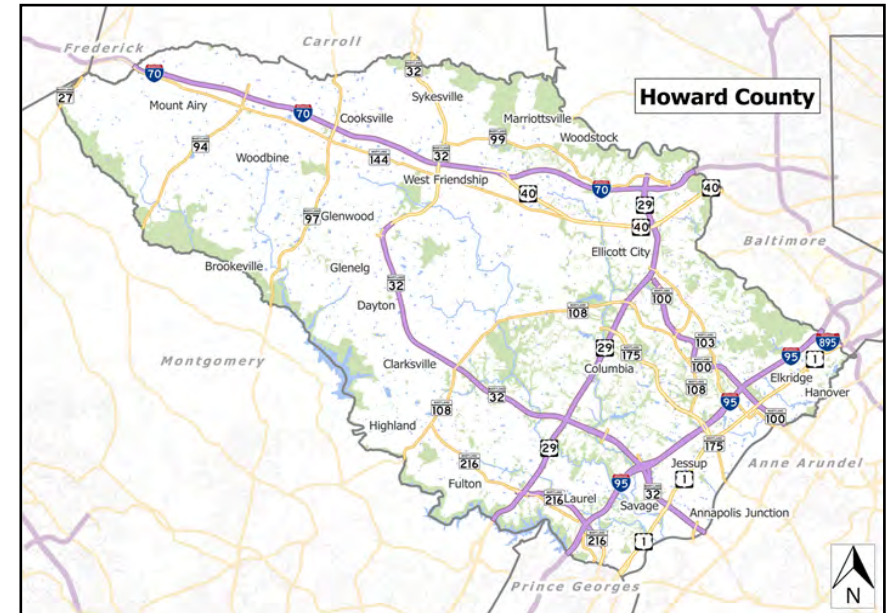
Project Schedule

FY22 - Real estate search for suitable space to meet the proposed program.

Operating Budget Impact

TBD after appropriate lease space is selected.

FY2022 Bonds - Annual Debt Service Payment	0
FY2022 Bonds - 20-Year Total Debt Service Payment	0
Total Project Bonds - Annual Debt Service Payment	141,256
Total Project Bonds - 20-Year Total Debt Service Payment	2,825,126



Fiscal 2022 Capital Budget

FIRE PROJECTS

Project: F5973-PUBLIC SAFETY STORAGE FACILITIES

(In Thousands)	Five Year Capital Program										Master Plan			
	Prior Appr.	FY2022 Budget	Appr. Total	Fiscal 2023	Fiscal 2024	Fiscal 2025	Fiscal 2026	Fiscal 2027	Sub Total	Fiscal 2028	Fiscal 2029	Fiscal 2030	Fiscal 2031	Total Project
PLANS & ENGINEERING	700	0	700	0	0	0	0	0	0	0	0	0	0	700
LAND ACQUISITION	100	0	100	0	0	0	0	0	0	0	0	0	0	100
CONSTRUCTION	1,020	0	1,020	0	0	0	0	0	0	0	0	0	0	1,020
ADMINISTRATION	30	0	30	0	0	0	0	0	0	0	0	0	0	30
Total Expenditures	1,850	0	1,850	0	0	0	0	0	0	0	0	0	0	1,850
BONDS	1,850	0	1,850	0	0	0	0	0	0	0	0	0	0	1,850
Total Funding	1,850	0	1,850	0	0	0	0	0	0	0	0	0	0	1,850

\$671,508 spent and encumbered through February 2021

\$671,508 spent and encumbered through February 2020

Project Status FY18 - Completed joint development requirement with Merritt for construction of entrance.

FY19 - Complete shared access road construction to include storm water management.

FY20 - DFRS Logistics building no longer required

FY21 - Project is in programming phase.

FY 2021 Budget	1,850	0	1,850	0	0	0	0	0	0	0	0	0		1,850
Difference 2021 / 2022	0	0	0	0	0	0	0	0	0	0	0	0	0	0

Project: F5975-FY2010 ROUTE ONE FIRE STATION

Description

A project to construct a new fire station (14,900 sf) near the intersection of RT1 and Port Capital Drive. Fire Station will be built on recently purchased County land and State-owned land that the County recently acquired.

Justification

This fire and EMS station is required to improve response times to a critically deficient geographic area of the County and prepare for additional demand along the Route 1 corridor and in association with BRAC. A small police sub-station will be included in the Fire Station.

Remarks

Phase 1 of Port Capital Road is a prerequisite to the Fire Station construction, the road extension will provide both vehicular access and utilities. OTHER represents Pay as you Go generated from Fire Tax.

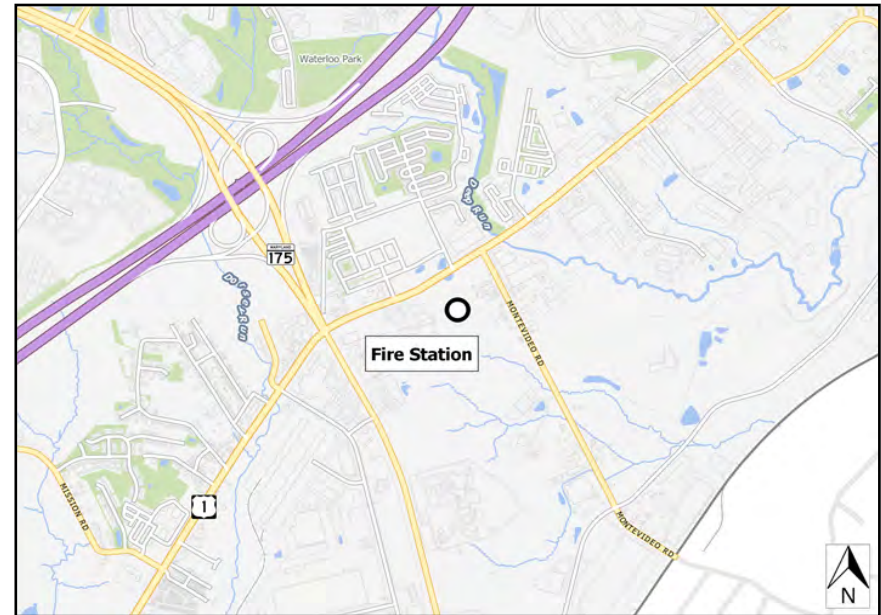
Project Schedule

FY22 - Construction continues.
 FY23 - Building operational

Operating Budget Impact

Operations and maintenance will begin upon completion in FY23: \$150,000 per year.

FY2022 Bonds - Annual Debt Service Payment	0
FY2022 Bonds - 20-Year Total Debt Service Payment	0
Total Project Bonds - Annual Debt Service Payment	0
Total Project Bonds - 20-Year Total Debt Service Payment	0



Fiscal 2022 Capital Budget

FIRE PROJECTS

Project: F5975-FY2010 ROUTE ONE FIRE STATION

(In Thousands)	Five Year Capital Program									Master Plan				
	Prior Appr.	FY2022 Budget	Appr. Total	Fiscal 2023	Fiscal 2024	Fiscal 2025	Fiscal 2026	Fiscal 2027	Sub Total	Fiscal 2028	Fiscal 2029	Fiscal 2030	Fiscal 2031	Total Project
PLANS & ENGINEERING	1,800	0	1,800	0	0	0	0	0	0	0	0	0	0	1,800
LAND ACQUISITION	0	0	0	0	0	0	0	0	0	0	0	0	0	0
CONSTRUCTION	7,703	300	8,003	0	0	0	0	0	0	0	0	0	0	8,003
ADMINISTRATION	35	0	35	0	0	0	0	0	0	0	0	0	0	35
EQUIPMENT & FURNISHINGS	550	0	550	0	0	0	0	0	0	0	0	0	0	550
Total Expenditures	10,088	300	10,388	0	0	0	0	0	0	0	0	0	0	10,388
OTHER SOURCES	7,788	0	7,788	0	0	0	0	0	0	0	0	0	0	7,788
TRANSFER TAX	2,300	300	2,600	0	0	0	0	0	0	0	0	0	0	2,600
Total Funding	10,088	300	10,388	0	0	0	0	0	0	0	0	0	0	10,388

\$1,384,545 spent and encumbered through February 2021

\$1,330,684 spent and encumbered through February 2020

Project Status Programming|Schematic Design began in November 2019.

FY20 - Land acquisition, redesign to fit changed requirements (reduced building size).

FY21 - Project design completed, project submitted for permit and bid. Start of construction.

FY 2021 Budget	10,088	0	10,088	0	0	0	0	0	0	0	0	0		10,088
Difference 2021 / 2022	0	300	300	0	0	0	0	0	0	0	0	0	0	300

FY22 funds requested due to project delay and associated cost escalation.

Project: F5976-FY2018 NORTH COLUMBIA FIRE STATION

Description

A project to construct a new Columbia fire station. Goal is to establish emergency services in a strategic position in the North Columbia area that will serve to relieve the demands associated with increased population density and call demands there.

Justification

This fire station will provide Columbia and surrounding areas with a new fire station that is strategically located so as to provide improved services. Growth pattern changes coupled with increased projected demands on the sole downtown fire station has dictated the need for a new fire station. Recent analysis substantiates the need for equipment to be maintained at this location

Remarks

The Cedar Lane Park East site has currently been selected for the approximately 14,000 sf North Columbia Fire Station. This location for the new facility will provide direct access to Rt. 108 for efficient response times. OTHER represents Pay as you Go generated from Fire Tax.

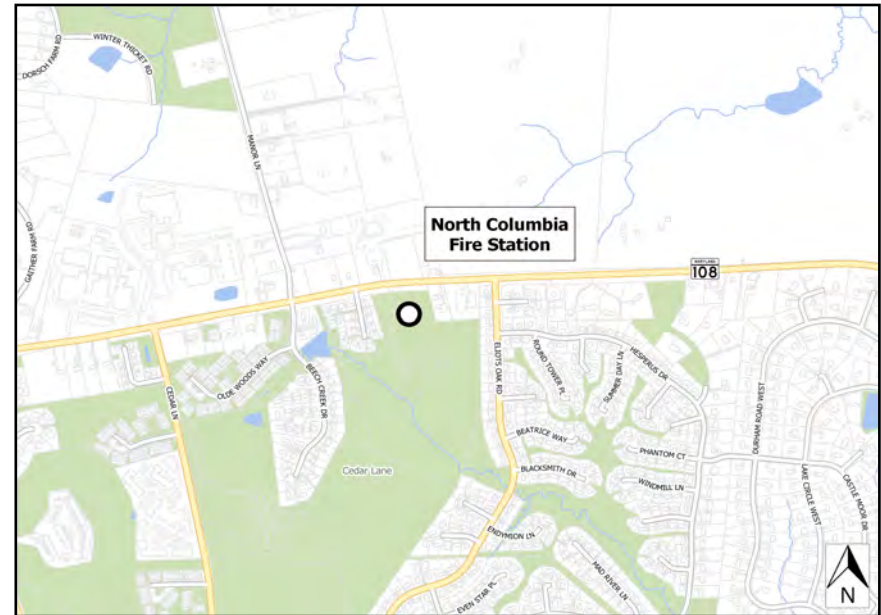
Project Schedule

FY22 - Project to be bid and start construction.
 FY23 - Complete construction, fire station to be operational.

Operating Budget Impact

The Bureau of Facilities' operations and maintenance impact beginning in FY23: \$140,000 per year.

FY2022 Bonds - Annual Debt Service Payment	0
FY2022 Bonds - 20-Year Total Debt Service Payment	0
Total Project Bonds - Annual Debt Service Payment	83,990
Total Project Bonds - 20-Year Total Debt Service Payment	1,679,805



Explanation of Changes

FY21 - Proposed transfer of \$3 million from contingency fund C0214 did not occur. During FY21 budget process, these funds were placed in contingency fund. ~FY22 - a smaller amount (\$1.6 million) is proposed since the new turf field on the site will be paid out of the Rec & Parks systemic project.

Fiscal 2022 Capital Budget

FIRE PROJECTS

Project: F5976-FY2018 NORTH COLUMBIA FIRE STATION

(In Thousands)	Five Year Capital Program										Master Plan			
	Prior Appr.	FY2022 Budget	Appr. Total	Fiscal 2023	Fiscal 2024	Fiscal 2025	Fiscal 2026	Fiscal 2027	Sub Total	Fiscal 2028	Fiscal 2029	Fiscal 2030	Fiscal 2031	Total Project
PLANS & ENGINEERING	2,000	0	2,000	0	0	0	0	0	0	0	0	0	0	2,000
CONSTRUCTION	6,650	1,655	8,305	0	0	0	0	0	0	0	0	0	0	8,305
ADMINISTRATION	105	0	105	0	0	0	0	0	0	0	0	0	0	105
Total Expenditures	8,755	1,655	10,410	0	0	0	0	0	0	0	0	0	0	10,410
BONDS	1,100	0	1,100	0	0	0	0	0	0	0	0	0	0	1,100
OTHER SOURCES	7,655	0	7,655	0	0	0	0	0	0	0	0	0	0	7,655
TRANSFER TAX	0	1,655	1,655	0	0	0	0	0	0	0	0	0	0	1,655
Total Funding	8,755	1,655	10,410	0	0	0	0	0	0	0	0	0	0	10,410

\$979,538 spent and encumbered through February 2021

\$905,042 spent and encumbered through February 2020

Project Status FY16 - MOU with Board of Education for site acquisition.

FY18 - Began design.

FY19 - Scope confirmation and continue design.

FY20 - Continued site design.

FY21 - Design Fire Station on new site (Cedar Lane Park-East).

FY 2021 Budget	8,755	1,350	10,105	0	0	0	0	0	0	0	0	0		10,105
Difference 2021 / 2022	0	305	305	0	0	0	0	0	0	0	0	0	0	305

Howard County, MD
FY 2022 Executive Proposed Capital Budget
AGRICULTURAL PRESERVATION PROJECTS

Project Information	Funding Source	Prior Approp.	FY 2022	Total	FY 2023	FY 2024	FY 2025	FY 2026	FY 2027	Total
G0163-Agricultural Land Preservation Program	G	78	0	78	0	0	0	0	0	78
A voluntary program to preserve farmland by purchasing development rights from landowners via a perpetual easement.	O	156,500	0	156,500	0	0	0	0	0	156,500
	T	14,030	0	14,030	0	0	0	0	0	14,030
	Total	170,608	0	170,608	0	0	0	0	0	170,608
AGRICULTURAL PRESERVATION PROJECTS Total		170,608	0	170,608	0	0	0	0	0	170,608

Howard County, MD
FY 2022 Executive Proposed Capital Budget (\$000)
AGRICULTURAL PRESERVATION PROJECTS

	Revenue Source	Prior Total	Current FY	Appropriation Total
G	GRANTS	78	0	78
O	OTHER SOURCES	156,500	0	156,500
T	TRANSFER TAX	14,030	0	14,030
Total		170,608	0	170,608

Howard County, MD
FY 2022 Executive Proposed 5 Year Capital Budget Project Type Summary
AGRICULTURAL PRESERVATION PROJECTS

Revenue Source		Prior Approp	Current FY	2023	2024	2025	2026	2027	Total
G	GRANTS	78	0	0	0	0	0	0	78
O	OTHER SOURCES	156,500	0	0	0	0	0	0	156,500
T	TRANSFER TAX	14,030	0	0	0	0	0	0	14,030
Total		170,608	0	0	0	0	0	0	170,608

Fiscal 2022 Capital Budget

AGRICULTURAL PRESERVATION PROJECTS

Project: G0163-Agricultural Land Preservation Program

Description

A voluntary program to preserve farmland by purchasing development rights from landowners via a perpetual easement. The objective is to support the agricultural community by keeping the land base available for farming by reducing residential development in agricultural areas. The program is funded by two main sources: County Real Estate Transfer Tax, 1/4 of the 1% transfer tax on all real estate sales are dedicated to the program and constitute the largest revenue source; and State Agriculture Transfer Tax, 33% of the 5% state tax on all farmland converted to non-farming uses retained by the County for purchase of development rights.

Justification

Gives farmers an alternative to selling land for residential development. Comprehensive zoning regulations adopted in September, 1992 include cluster development and ability to exchange density from one parcel to another (DEO). Preservation tools: purchase of development rights, dedication of easements on cluster remainders, DEO sending parcels. Development rights may be acquired by County's Agricultural Land Preservation Program or State's Maryland Agricultural Land Preservation Foundation (MALPF).

Remarks

1. OTHER SOURCES represents authorization by the County Council to enter into installment purchase agreements to acquire development rights.
2. GRANT represents Federal Farmland Protection funds for MALPF easements.
3. All FY07 & FY08 authorized funding was spent on Batch 14 acquisitions.
4. Additional spending authority of \$50 million was requested and approved in the FY14 budget for the purchase of easements.

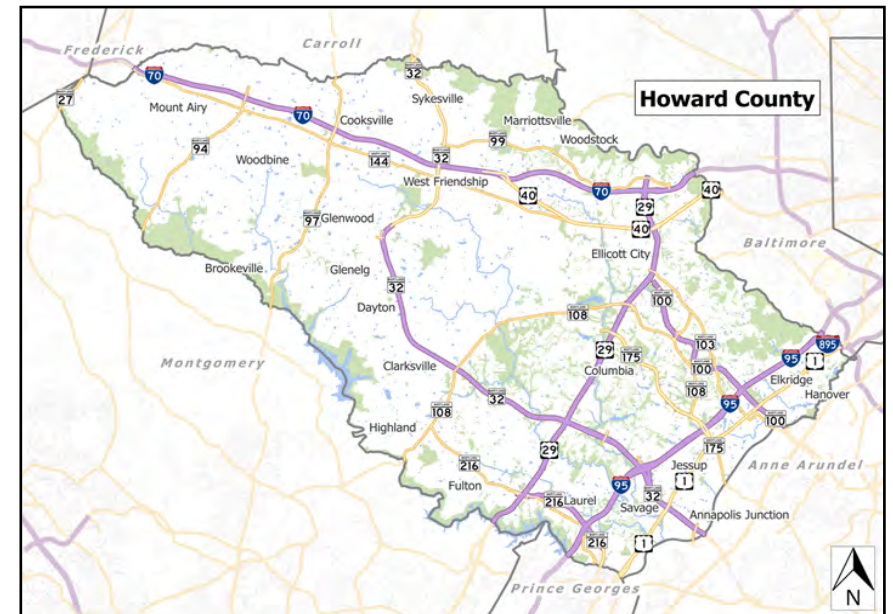
Project Schedule

FY 21 and FY22 - Potential acquisitions.

Operating Budget Impact

Salaries|Benefits, Contractual Services, Supplies & Materials, Business & Education Expenses, Other Operating Expenses, all approximately = \$7 million. One person serves as resource planner for program in Resource Conservation Division. No General Fund monies are used to fund.

FY2022 Bonds - Annual Debt Service Payment	0
FY2022 Bonds - 20-Year Total Debt Service Payment	0
Total Project Bonds - Annual Debt Service Payment	0
Total Project Bonds - 20-Year Total Debt Service Payment	0



Explanation of Changes

None.

Fiscal 2022 Capital Budget

AGRICULTURAL PRESERVATION PROJECTS

Project: G0163-Agricultural Land Preservation Program

(In Thousands)	Five Year Capital Program										Master Plan			
	Prior Appr.	FY2022 Budget	Appr. Total	Fiscal 2023	Fiscal 2024	Fiscal 2025	Fiscal 2026	Fiscal 2027	Sub Total	Fiscal 2028	Fiscal 2029	Fiscal 2030	Fiscal 2031	Total Project
PLANS & ENGINEERING	0	0	0	0	0	0	0	0	0	0	0	0	0	0
LAND ACQUISITION	170,608	0	170,608	0	0	0	0	0	0	0	0	0	0	170,608
ADMINISTRATION	0	0	0	0	0	0	0	0	0	0	0	0	0	0
Total Expenditures	170,608	0	170,608	0	0	0	0	0	0	0	0	0	0	170,608
GRANTS	78	0	78	0	0	0	0	0	0	0	0	0	0	78
OTHER SOURCES	156,500	0	156,500	0	0	0	0	0	0	0	0	0	0	156,500
TRANSFER TAX	14,030	0	14,030	0	0	0	0	0	0	0	0	0	0	14,030
Total Funding	170,608	0	170,608	0	0	0	0	0	0	0	0	0	0	170,608

\$139,735,191 spent and encumbered through February 2021

\$139,735,192 spent and encumbered through February 2020

Project Status 1. Project was first funded in FY91.

2. County Installment Purchase Agreement (IPA) Batches 1-9 spent initial allocation of \$55 million through 1997.

3. Allocation of \$15 million approved by County Council in FY01 budget.

4. County IPA Batch 10-Purchased easements for \$2,475,090 on 400.5 acres in June 2002.

5. County IPA Batches 11 and 12-Purchase of easements on approximately 465 acres appr. by County Council, no purchases were completed.

6. County IPA Batch 13-Purchased two easements on approx. 218 acres in FY08 for \$8,369,200. Purchased one easement on 35 acres in FY09 for \$893,000.

7. Remaining FY01 appropriation of \$3,262,710 was spent on first two Batch 14 properties in FY11.

8.\$24,000,000 additional appropriation. made available from FY07 budget & \$12,500,000 additional appropriation from FY08 budget.

9. County IPA Batch 14-\$8,153,290 of FY07 & FY08 appropriations was spent on the acquisition of 374 acres on 4 parcels in FY11.

10. County IPA Batch 14-28,057,000 of FY07 & FY08 appropriations was spent on the acquisition of 793 acres on 3 parcels in FY12.

11. Allocation of \$50 million approved by County Council for FY14.

12. To date, \$4.1 million in cash payments for 2 properties totaling 146 acres. 13. To date \$28.7 million in IPAs for 15 properties totaling 1,020 acres.

FY 2021 Budget	170,608	0	170,608	0	0	0	0	0	0	0	0	0		170,608
Difference 2021 / 2022	0	0	0	0	0	0	0	0	0	0	0	0	0	0

None.

Howard County, MD
FY 2022 Executive Proposed Capital Budget
ROAD RESURFACING PROJECTS

Project Information	Funding Source	Prior Approp.	FY 2022	Total	FY 2023	FY 2024	FY 2025	FY 2026	FY 2027	Total
H2011-FY2013 MICRO SURFACING PROGRAM	P	4,100	600	4,700	600	600	600	600	600	7,700
A program of applying polymer asphalt emulsion or paving fabric over the existing surface of roads to provide an impervious new wearing surface.	Total	4,100	600	4,700	600	600	600	600	600	7,700
H2014-FY2013 ROAD RESURFACING PROGRAM	G	3,242	0	3,242	0	0	0	0	0	3,242
A project to provide resurfacing to various County roads.	P	55,500	8,150	63,650	8,150	8,650	8,650	8,650	8,650	106,400
	Total	58,742	8,150	66,892	8,150	8,650	8,650	8,650	8,650	109,642
H2015-FY2013 ROADWAY INFRASTRUCTURE INVENTORY AND ASSESSMENT	P	400	500	900	500	500	500	500	500	3,400
A program to provide roadway pavement and asset images and pavement data collection, perform pavement management repair assessment, consulting services for optimization of pavement repair recommendations, perform profile data International Roughness Index (IRI) and calculate Pavement Condition Index (PCI).	Total	400	500	900	500	500	500	500	500	3,400
H2016-FY2013 STREET TREE PROGRAM	P	3,000	750	3,750	750	750	750	750	750	7,500
A program to comprehensively address the removal and replacement of street trees.	Total	3,000	750	3,750	750	750	750	750	750	7,500
H2017 - COLD IN-PLACE RECYCLING PROGRAM	P	0	0	0	0	1,000	1,000	1,000	1,000	4,000
A program to in-place reconstruct road base to various County roads.	Total	0	0	0	0	1,000	1,000	1,000	1,000	4,000
H2018 - HOT IN-PLACE RECYCLING PROGRAM	P	0	0	0	0	1,000	1,000	1,000	1,000	4,000
A program to in-place re-profile roads surface to various County roads.	Total	0	0	0	0	1,000	1,000	1,000	1,000	4,000
H8904-FY2007 COMMUNITY ROAD REVITALIZATION	B	750	0	750	0	0	0	0	0	750
A project to upgrade streets, curbs and sidewalks in established neighborhoods.	P	3,475	0	3,475	0	0	0	0	0	3,475

Howard County, MD
FY 2022 Executive Proposed Capital Budget
ROAD RESURFACING PROJECTS

Project Information	Funding Source	Prior Approp.	FY 2022	Total	FY 2023	FY 2024	FY 2025	FY 2026	FY 2027	Total
H8904-FY2007 COMMUNITY ROAD REVITALIZATION	Total	4,225	0	4,225	0	0	0	0	0	4,225
ROAD RESURFACING PROJECTS Total		70,467	10,000	80,467	10,000	12,500	12,500	12,500	12,500	140,467

Howard County, MD
FY 2022 Executive Proposed Capital Budget (\$000)
ROAD RESURFACING PROJECTS

	Revenue Source	Prior Total	Current FY	Appropriation Total
B	BONDS	750	0	750
G	GRANTS	3,242	0	3,242
P	PAY AS YOU GO	66,475	10,000	76,475
Total		70,467	10,000	80,467

Howard County, MD
FY 2022 Executive Proposed 5 Year Capital Budget Project Type Summary
ROAD RESURFACING PROJECTS

Revenue Source		Prior Approp	Current FY	2023	2024	2025	2026	2027	Total
B	BONDS	750	0	0	0	0	0	0	750
G	GRANTS	3,242	0	0	0	0	0	0	3,242
P	PAY AS YOU GO	66,475	10,000	10,000	12,500	12,500	12,500	12,500	136,475
Total		70,467	10,000	10,000	12,500	12,500	12,500	12,500	140,467

Fiscal 2022 Capital Budget

ROAD RESURFACING PROJECTS

Project: H2011-FY2013 MICRO SURFACING PROGRAM

Description

A program of applying polymer asphalt emulsion or paving fabric over the existing surface of roads to provide an impervious new wearing surface. The coating contains high quality aggregate and mineral fillers that provide rut filling capability. Program will also be used for crack sealing roadways as appropriate.

Justification

A surface endurance extension program to extend the useful life of the existing road, delaying the cost and need for complete resurfacing.

Remarks

1. Roads not completed this fiscal year will be completed in subsequent fiscal years.
2. Companion project H2014.

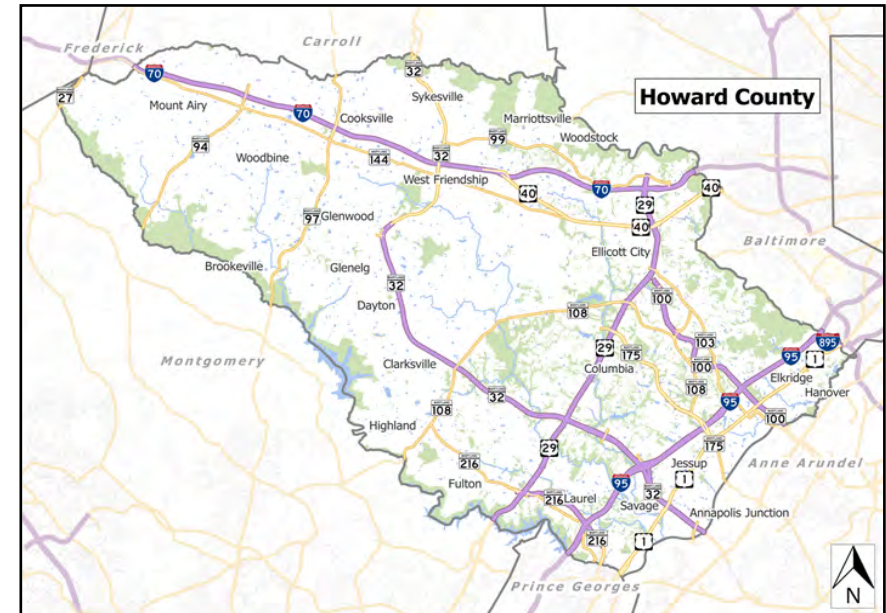
Project Schedule

Approximately 20 miles of roads microsurfaced per \$1M budgeted.
Close at program completion.

Operating Budget Impact

Reduce maintenance costs.

FY2022 Bonds - Annual Debt Service Payment	0
FY2022 Bonds - 20-Year Total Debt Service Payment	0
Total Project Bonds - Annual Debt Service Payment	0
Total Project Bonds - 20-Year Total Debt Service Payment	0



Fiscal 2022 Capital Budget

ROAD RESURFACING PROJECTS

Project: H2011-FY2013 MICRO SURFACING PROGRAM

(In Thousands)	Five Year Capital Program									Master Plan				
	Prior Appr.	FY2022 Budget	Appr. Total	Fiscal 2023	Fiscal 2024	Fiscal 2025	Fiscal 2026	Fiscal 2027	Sub Total	Fiscal 2028	Fiscal 2029	Fiscal 2030	Fiscal 2031	Total Project
CONSTRUCTION	4,100	600	4,700	600	600	600	600	600	3,000	0	0	0	0	7,700
Total Expenditures	4,100	600	4,700	600	600	600	600	600	3,000	0	0	0	0	7,700
PAY AS YOU GO	4,100	600	4,700	600	600	600	600	600	3,000	0	0	0	0	7,700
Total Funding	4,100	600	4,700	600	600	600	600	600	3,000	0	0	0	0	7,700

\$3,500,000 spent and encumbered through February 2021

\$3,500,000 spent and encumbered through February 2020

Project Status

FY 2021 Budget	4,100	0	4,100	0	0	0	0	0	0	0	0	0		4,100
Difference 2021 / 2022	0	600	600	600	600	600	600	600	3,000	0	0	0	0	3,600

Fiscal 2022 Capital Budget

ROAD RESURFACING PROJECTS

Project: H2014-FY2013 ROAD RESURFACING PROGRAM

Description

A project to provide resurfacing to various County roads. The roads are selected and prioritized by the Pavement Management System (PMS). The PMS rates roads based on the actual observed conditions of the road surface. Milling, patching, shoulder improvements, surface-seal, curbs, pavement assessment, and other road preparation work may be required. High visibility lane markers may be installed to improve driving conditions. Currently, County maintains approximately 1,080 miles of roads.

Justification

The roads are rated based on observation and maintenance history and are impartially recommended for a priority relative to the needs of all other roads in the County system.

Remarks

1. Roads not completed this fiscal year will be completed in subsequent fiscal years.
2. Recent cuts in the paving budget have led to increasing deterioration in the pavement and more costly rehabilitation is required.
3. TAO#1-2019. TAO #1-2018. TAO #1-2014.
4. FY15 - \$1.5M Paygo funding utilized for operating budget revenue shortfall.
5. GRANT represents County share of estimated Highway User revenue. FY21 No State User revenue available.

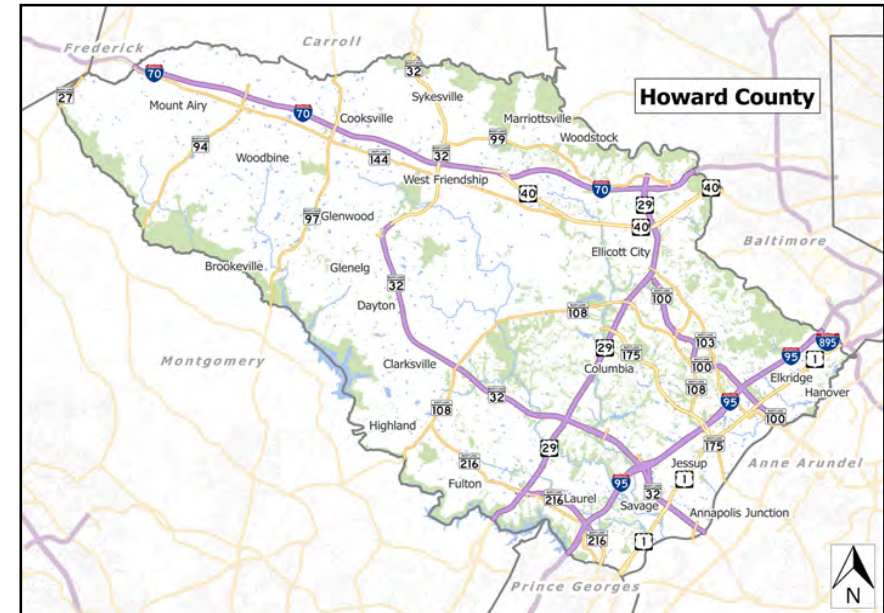
Project Schedule

Approximately 5 miles of roads paved per \$1M budgeted.
Project completed as funding available.
Close at program completion.

Operating Budget Impact

Reduce maintenance costs

FY2022 Bonds - Annual Debt Service Payment	0
FY2022 Bonds - 20-Year Total Debt Service Payment	0
Total Project Bonds - Annual Debt Service Payment	0
Total Project Bonds - 20-Year Total Debt Service Payment	0



Explanation of Changes

None

Fiscal 2022 Capital Budget

ROAD RESURFACING PROJECTS

Project: H2014-FY2013 ROAD RESURFACING PROGRAM

(In Thousands)	Five Year Capital Program									Master Plan				
	Prior Appr.	FY2022 Budget	Appr. Total	Fiscal 2023	Fiscal 2024	Fiscal 2025	Fiscal 2026	Fiscal 2027	Sub Total	Fiscal 2028	Fiscal 2029	Fiscal 2030	Fiscal 2031	Total Project
CONSTRUCTION	58,742	8,150	66,892	8,150	8,650	8,650	8,650	8,650	42,750	12,000	12,000	12,000	12,000	157,642
Total Expenditures	58,742	8,150	66,892	8,150	8,650	8,650	8,650	8,650	42,750	12,000	12,000	12,000	12,000	157,642
GRANTS	3,242	0	3,242	0	0	0	0	0	0	0	0	0	0	3,242
PAY AS YOU GO	55,500	8,150	63,650	8,150	8,650	8,650	8,650	8,650	42,750	12,000	12,000	12,000	12,000	154,400
Total Funding	58,742	8,150	66,892	8,150	8,650	8,650	8,650	8,650	42,750	12,000	12,000	12,000	12,000	157,642

\$56,426,192 spent and encumbered through February 2021

\$54,725,928 spent and encumbered through February 2020

Project Status

FY 2021 Budget	58,742	5,000	63,742	5,000	5,000	5,000	5,000	12,000	32,000	12,000	12,000	12,000		131,742
Difference 2021 / 2022	0	3,150	3,150	3,150	3,650	3,650	3,650	(3,350)	10,750	0	0	0	12,000	25,900

Project: H2015-FY2013 ROADWAY INFRASTRUCTURE INVENTORY AND ASSESSMENT

Description

A program to provide roadway pavement and asset images and pavement data collection, perform pavement management repair assessment, consulting services for optimization of pavement repair recommendations, perform profile data International Roughness Index (IRI) and calculate Pavement Condition Index (PCI).

Justification

A new pavement management system planned to replace the previous EnterInfo system for the best use of the limited paving budget. Results of roadway assessment used in decision matrix to determine future roadway repairs.

Remarks

1. Roads conditions are worsening due to the lack of funding for pavement preservation.
2. The new system is expected to assist with fixed asset management.

Project Schedule

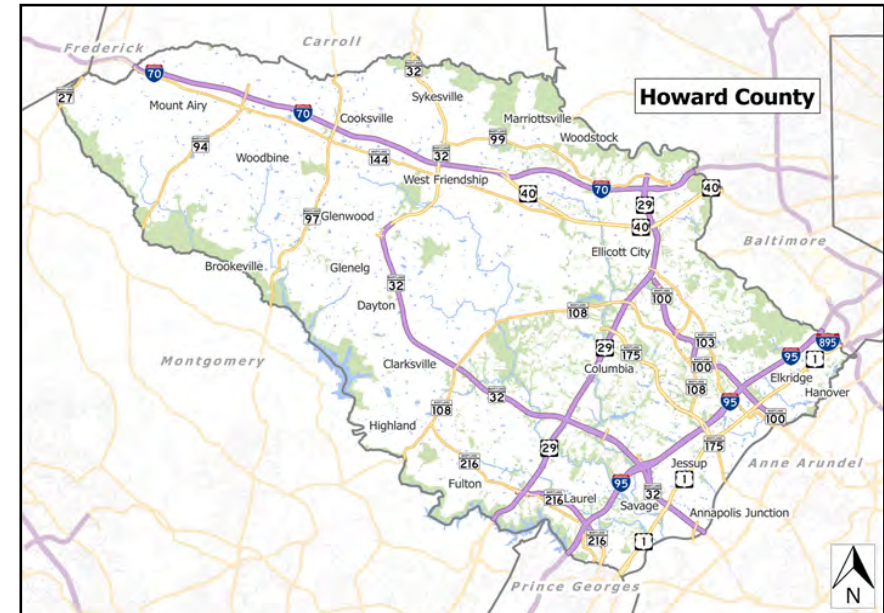
FY21-FY23 - 3D automated image data collections & processing. Pavement distresses assessment & validation. Hardware purchase & implementation. Right-of-way assets collections & processing.

Project completed as funding available.
Close at program completion.

Operating Budget Impact

Reduce maintenance costs

FY2022 Bonds - Annual Debt Service Payment	0
FY2022 Bonds - 20-Year Total Debt Service Payment	0
Total Project Bonds - Annual Debt Service Payment	0
Total Project Bonds - 20-Year Total Debt Service Payment	0



Fiscal 2022 Capital Budget

ROAD RESURFACING PROJECTS

Project: H2015-FY2013 ROADWAY INFRASTRUCTURE INVENTORY AND ASSESSMENT

(In Thousands)	Five Year Capital Program									Master Plan				
	Prior Appr.	FY2022 Budget	Appr. Total	Fiscal 2023	Fiscal 2024	Fiscal 2025	Fiscal 2026	Fiscal 2027	Sub Total	Fiscal 2028	Fiscal 2029	Fiscal 2030	Fiscal 2031	Total Project
PLANS & ENGINEERING	300	500	800	500	500	500	500	500	2,500	500	500	500	500	5,300
CONSTRUCTION	0	0	0	0	0	0	0	0	0	0	0	0	0	0
ADMINISTRATION	20	0	20	0	0	0	0	0	0	0	0	0	0	20
EQUIPMENT & FURNISHINGS	50	0	50	0	0	0	0	0	0	0	0	0	0	50
OTHER	30	0	30	0	0	0	0	0	0	0	0	0	0	30
Total Expenditures	400	500	900	500	500	500	500	500	2,500	500	500	500	500	5,400
PAY AS YOU GO	400	500	900	500	500	500	500	500	2,500	500	500	500	500	5,400
Total Funding	400	500	900	500	500	500	500	500	2,500	500	500	500	500	5,400

\$389,275 spent and encumbered through February 2021

\$389,275 spent and encumbered through February 2020

Project Status

FY 2021 Budget	400	500	900	500	500	500	500	500	2,500	500	500	500		4,900
Difference 2021 / 2022	0	0	0	0	0	0	0	0	0	0	0	0	500	500

Fiscal 2022 Capital Budget

ROAD RESURFACING PROJECTS

Project: H2016-FY2013 STREET TREE PROGRAM

Description

A program to comprehensively address the removal and replacement of street trees.

Justification

The County maintains approximately 260,000 street trees including approximately 20,000 Ash trees. The Emerald Ash Borer is in Howard County and the borer will kill every Ash tree in the County if nothing is done. The program will address Emerald Ash Borer by a combination of removal and replacement of infected trees and inoculation of high value trees. This program will also be used to remove and replace trees infected with other infestations.

Remarks

1. The Maryland Department of Agriculture issued a quarantine for Howard County on June 10, 2011 and expanded to all Maryland counties west of the Bay on July 11, 2011.
2. Administration costs in the first year will be used to update the Ash tree inventory.
3. Approximately 2,600 trees need to be removed and replanted.

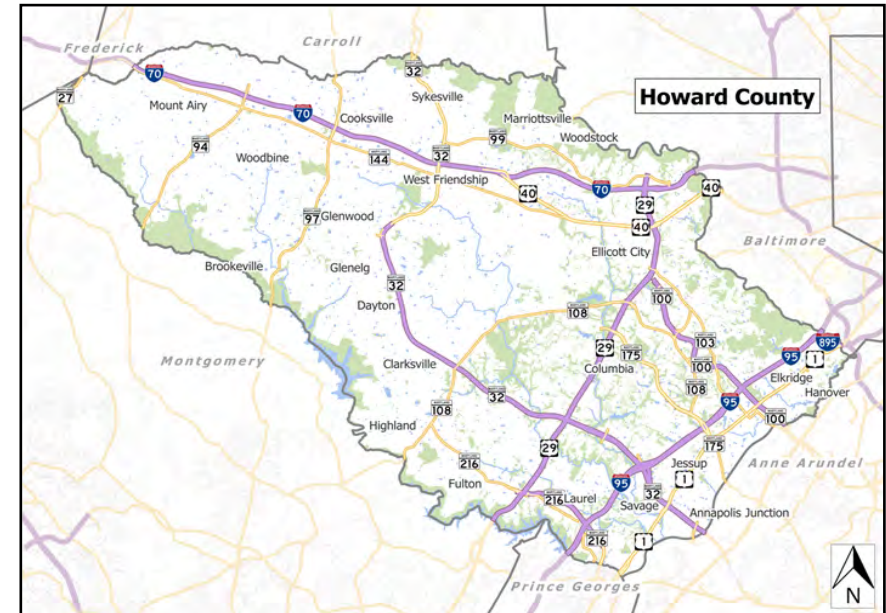
Project Schedule

Close at program completion

Operating Budget Impact

No Operating Impact

FY2022 Bonds - Annual Debt Service Payment	0
FY2022 Bonds - 20-Year Total Debt Service Payment	0
Total Project Bonds - Annual Debt Service Payment	0
Total Project Bonds - 20-Year Total Debt Service Payment	0



Explanation of Changes

None

Fiscal 2022 Capital Budget

ROAD RESURFACING PROJECTS

Project: H2016-FY2013 STREET TREE PROGRAM

(In Thousands)	Five Year Capital Program									Master Plan				
	Prior Appr.	FY2022 Budget	Appr. Total	Fiscal 2023	Fiscal 2024	Fiscal 2025	Fiscal 2026	Fiscal 2027	Sub Total	Fiscal 2028	Fiscal 2029	Fiscal 2030	Fiscal 2031	Total Project
CONSTRUCTION	2,950	750	3,700	750	750	750	750	750	3,750	750	750	750	750	10,450
ADMINISTRATION	50	0	50	0	0	0	0	0	0	0	0	0	0	50
Total Expenditures	3,000	750	3,750	750	750	750	750	750	3,750	750	750	750	750	10,500
PAY AS YOU GO	3,000	750	3,750	750	750	750	750	750	3,750	750	750	750	750	10,500
Total Funding	3,000	750	3,750	750	750	750	750	750	3,750	750	750	750	750	10,500

\$2,999,728 spent and encumbered through February 2021

\$2,499,828 spent and encumbered through February 2020

Project Status

FY 2021 Budget	3,000	750	3,750	750	750	750	750	750	3,750	750	750	750		9,750
Difference 2021 / 2022	0	0	0	0	0	0	0	0	0	0	0	0	750	750

Fiscal 2022 Capital Budget

ROAD RESURFACING PROJECTS

Project: H2017 - COLD IN-PLACE RECYCLING PROGRAM

Description

A program to in-place reconstruct road base to various County roads. The roads are selected and prioritized by the Pavement Management System (PMS). The PMS rated roads based on American Society for Testing & Materials (ASTM) standard practices for pavement condition index (PCI) measurement.

Justification

The selected and prioritized roads are based on observation and maintenance history from each maintenance shop. This program provides base course recycling through pulverization and rejuvenation processes. The roads constructed with less base course thickness could not undertake increased traffic. Through base course recycling, the selected roads shall be reshaped for better road drainage and gain more strength with consistent depth in road bed. This program can be incorporated with resurfacing program for surface treatment. The treated road shall become more durable with longevity. This sustainable asphalt recycling reduces the costs for deep patching and road undercuts. This recycling process achieves the goals of carbon footprint reduction and reuse of valuable nature resources.

Remarks

The selected roads were beyond the ability of mill/patching. The road base needs to be restored prior to the road resurfacing. Coring of existing roads shall be performed before cold in-place process.

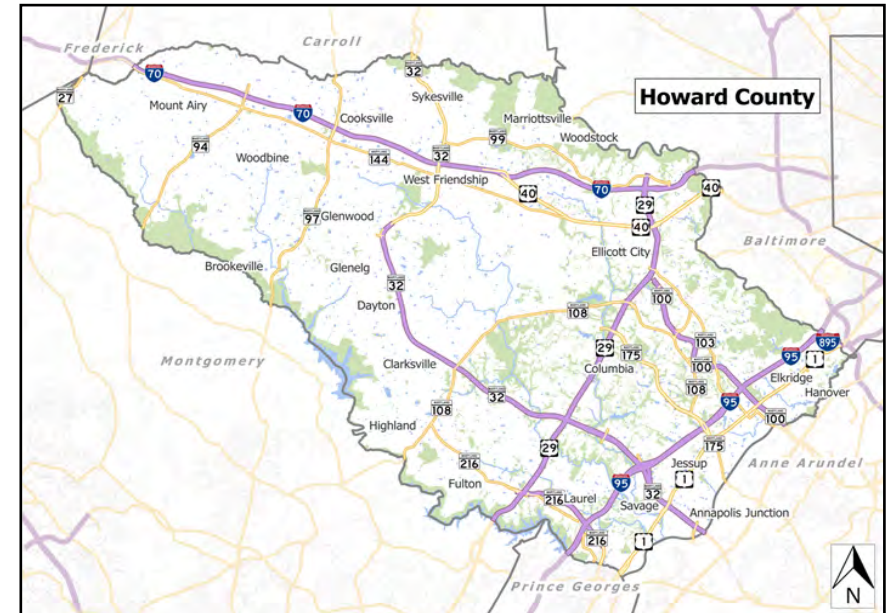
Project Schedule

Project completed as funding available.
Close at program completion.

Operating Budget Impact

None

FY2022 Bonds - Annual Debt Service Payment	0
FY2022 Bonds - 20-Year Total Debt Service Payment	0
Total Project Bonds - Annual Debt Service Payment	0
Total Project Bonds - 20-Year Total Debt Service Payment	0



Fiscal 2022 Capital Budget

ROAD RESURFACING PROJECTS

Project: H2017 - COLD IN-PLACE RECYCLING PROGRAM

(In Thousands)	Five Year Capital Program									Master Plan				
	Prior Appr.	FY2022 Budget	Appr. Total	Fiscal 2023	Fiscal 2024	Fiscal 2025	Fiscal 2026	Fiscal 2027	Sub Total	Fiscal 2028	Fiscal 2029	Fiscal 2030	Fiscal 2031	Total Project
CONSTRUCTION	0	0	0	0	1,000	1,000	1,000	1,000	4,000	1,000	1,000	1,000	1,000	8,000
Total Expenditures	0	0	0	0	1,000	1,000	1,000	1,000	4,000	1,000	1,000	1,000	1,000	8,000
PAY AS YOU GO	0	0	0	0	1,000	1,000	1,000	1,000	4,000	1,000	1,000	1,000	1,000	8,000
Total Funding	0	0	0	0	1,000	1,000	1,000	1,000	4,000	1,000	1,000	1,000	1,000	8,000

\$0 spent and encumbered through February 2021

\$0 spent and encumbered through February 2020

Project Status

FY 2021 Budget	0	0	0	0	1,000	1,000	1,000	1,000	4,000	1,000	1,000	1,000		7,000
Difference 2021 / 2022	0	0	0	0	0	0	0	0	0	0	0	0	1,000	1,000

None

Fiscal 2022 Capital Budget

ROAD RESURFACING PROJECTS

Project: H2018 - HOT IN-PLACE RECYCLING PROGRAM

Description

A program to in-place re-profile roads surface to various County roads. The roads are selected and prioritized by the Pavement Management System (PMS). The PMS rated roads based on American Society for Testing & Materials (ASTM) standard practices for pavement condition index (PCI) measurement.

Justification

The selected and prioritized roads are based on observation and maintenance history from each Highways maintenance shop. The County roads, especially in the west zone were undertaken several chip seal layers of treatment; many roads are out of crown for drainage. Without proper road crown restoration, the road becomes slippery during the winter season and hydroplaning in the wet weather. The selected roads will be milled down through surface recycling, remixing, repaving, or reheating processes to obtain the same pavement strength as traditional mill/wedge leveling/overlay processes with less cost. The hot in-place sustainable asphalt recycling shall achieve the goals of carbon footprint reduction and reuse of valuable nature resource. It also provides safer roads for motorists.

Remarks

1. The selected roads shall have a sound base for hot in-place asphalt recycling. Additional surface treatment may be added for a smooth surface.
2. Companion project H2014.

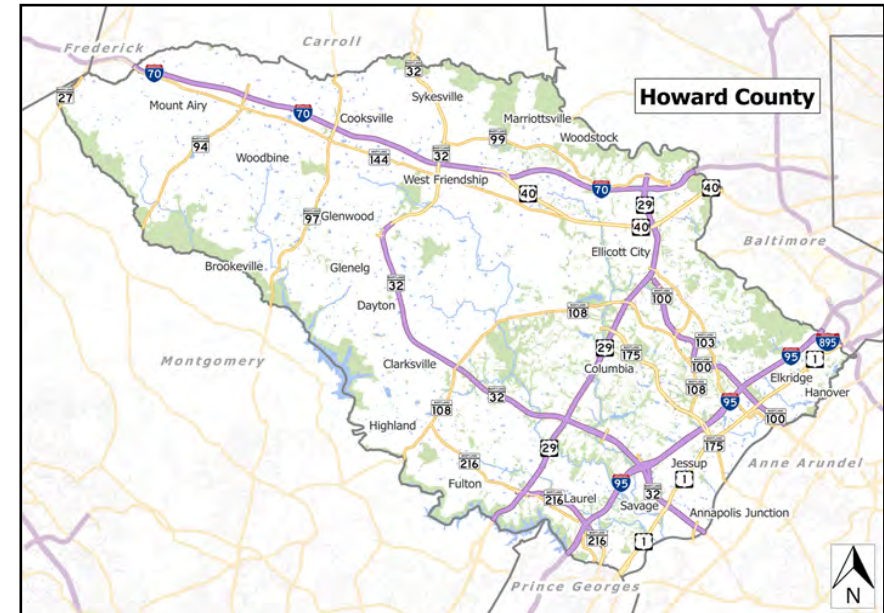
Project Schedule

Project completed as funding available.
Close at program completion.

Operating Budget Impact

No Operating Impact

FY2022 Bonds - Annual Debt Service Payment	0
FY2022 Bonds - 20-Year Total Debt Service Payment	0
Total Project Bonds - Annual Debt Service Payment	0
Total Project Bonds - 20-Year Total Debt Service Payment	0



Explanation of Changes

None

Fiscal 2022 Capital Budget

ROAD RESURFACING PROJECTS

Project: H2018 - HOT IN-PLACE RECYCLING PROGRAM

(In Thousands)	Five Year Capital Program										Master Plan			
	Prior Appr.	FY2022 Budget	Appr. Total	Fiscal 2023	Fiscal 2024	Fiscal 2025	Fiscal 2026	Fiscal 2027	Sub Total	Fiscal 2028	Fiscal 2029	Fiscal 2030	Fiscal 2031	Total Project
CONSTRUCTION	0	0	0	0	1,000	1,000	1,000	1,000	4,000	1,000	1,000	1,000	1,000	8,000
Total Expenditures	0	0	0	0	1,000	1,000	1,000	1,000	4,000	1,000	1,000	1,000	1,000	8,000
PAY AS YOU GO	0	0	0	0	1,000	1,000	1,000	1,000	4,000	1,000	1,000	1,000	1,000	8,000
Total Funding	0	0	0	0	1,000	1,000	1,000	1,000	4,000	1,000	1,000	1,000	1,000	8,000

\$0 spent and encumbered through February 2021

\$0 spent and encumbered through February 2020

Project Status

FY 2021 Budget	0	0	0	0	1,000	1,000	1,000	1,000	4,000	1,000	1,000	1,000		7,000
Difference 2021 / 2022	0	0	0	0	0	0	0	0	0	0	0	0	1,000	1,000

None

Fiscal 2022 Capital Budget

ROAD RESURFACING PROJECTS

Project: H8904-FY2007 COMMUNITY ROAD REVITALIZATION

Description

A project to upgrade streets, curbs and sidewalks in established neighborhoods.

Justification

A program to resurface streets in conjunction with curbs and sidewalk replacement. Streets in this program will require less than total reconstruction and more than pavement preservation.

Remarks

Targeted streets will be chosen by the annual pavement inspection, by needed drainage improvements and by community request.

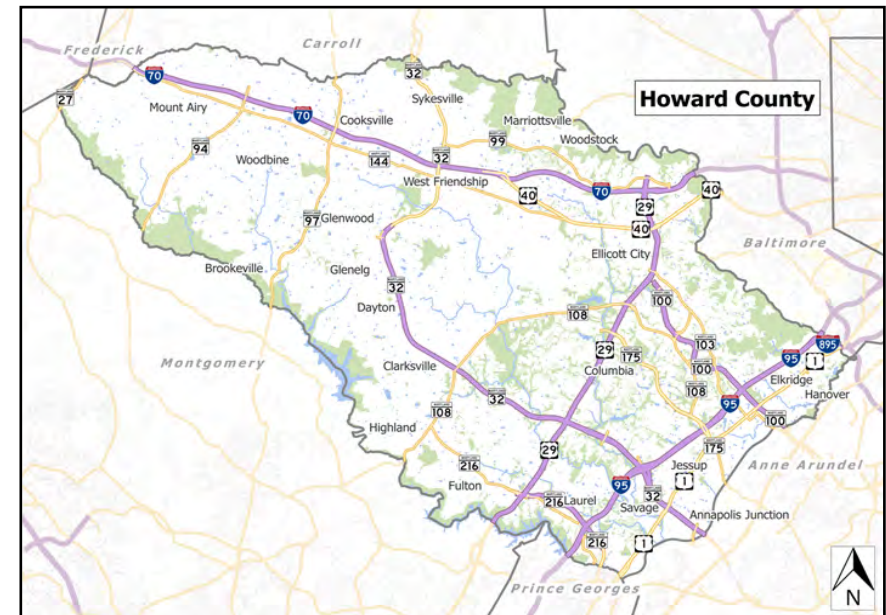
Project Schedule

Project completed as funding available.
Close at program completion

Operating Budget Impact

Reduce maintenance costs

FY2022 Bonds - Annual Debt Service Payment	0
FY2022 Bonds - 20-Year Total Debt Service Payment	0
Total Project Bonds - Annual Debt Service Payment	209,976
Total Project Bonds - 20-Year Total Debt Service Payment	4,199,512



Fiscal 2022 Capital Budget

ROAD RESURFACING PROJECTS

Project: H8904-FY2007 COMMUNITY ROAD REVITALIZATION

(In Thousands)	Five Year Capital Program									Master Plan				Total Project
	Prior Appr.	FY2022 Budget	Appr. Total	Fiscal 2023	Fiscal 2024	Fiscal 2025	Fiscal 2026	Fiscal 2027	Sub Total	Fiscal 2028	Fiscal 2029	Fiscal 2030	Fiscal 2031	
CONSTRUCTION	4,225	0	4,225	0	0	0	0	0	0	500	500	500	500	6,225
Total Expenditures	4,225	0	4,225	0	0	0	0	0	0	500	500	500	500	6,225
BONDS	750	0	750	0	0	0	0	0	0	500	500	500	500	2,750
PAY AS YOU GO	3,475	0	3,475	0	0	0	0	0	0	0	0	0	0	3,475
Total Funding	4,225	0	4,225	0	0	0	0	0	0	500	500	500	500	6,225

\$3,963,853 spent and encumbered through February 2021

\$3,957,446 spent and encumbered through February 2020

Project Status

FY 2021 Budget	4,225	500	4,725	0	0	0	0	500	500	500	500	500		6,725
Difference 2021 / 2022	0	(500)	(500)	0	0	0	0	(500)	(500)	0	0	0	500	(500)

Howard County, MD
FY 2022 Executive Proposed Capital Budget
ROAD CONSTRUCTION PROJECTS

Project Information	Funding Source	Prior Approp.	FY 2022	Total	FY 2023	FY 2024	FY 2025	FY 2026	FY 2027	Total
J4076-DEFAULTED DEVELOPER AGREEMENTS	D	8,700	0	8,700	0	0	0	0	0	8,700
An appropriation is requested under this project to construct roads, stormwater management, storm drains, street trees, or associated facilities where the developer has failed to build all facilities in accordance with the plans and Developer Agreement.	Total	8,700	0	8,700	0	0	0	0	0	8,700
J4099-CATEGORY CONTINGENCY FUND	B	85	0	85	0	0	0	0	0	85
The fund is designed for use as a revenue source for Transfers of Appropriation during a fiscal year.	O	380	0	380	0	0	0	0	0	380
	X	250	0	250	0	0	0	0	0	250
	Total	715	0	715	0	0	0	0	0	715
J4110-FY1991 DORSEY RUN ROAD - SOUTH LINK	B	810	0	810	0	0	0	0	0	810
A project for design and construction of approximately 5,000 feet of Dorsey Run Road from Guilford Road north to the CSX railroad spur crossing.	E	2,350	0	2,350	0	0	0	0	0	2,350
	G	100	0	100	0	0	0	0	0	100
	O	626	0	626	0	0	0	0	0	626
	X	4,176	0	4,176	0	0	0	0	0	4,176
	Total	8,062	0	8,062	0	0	0	0	0	8,062
J4121-PRIVATE ROAD RECONSTRUCTION PROGRAM	B	805	0	805	0	0	0	0	0	805
This project will provide for the reconstruction of private roads to bring them to a minimum standard for an all-weather roadway per Howard County Design Manual Volume III.	O	23	0	23	0	0	0	0	0	23
	Total	828	0	828	0	0	0	0	0	828
J4142-FY1998 HALL SHOP ROAD IMPROVEMENTS	B	942	0	942	0	0	0	0	0	942
Reconstruct Hall Shop Road (a major collector) at two locations to improve sight distance and eliminate a sharp curve.	Total	942	0	942	0	0	0	0	0	942

Howard County, MD
FY 2022 Executive Proposed Capital Budget
ROAD CONSTRUCTION PROJECTS

Project Information	Funding Source	Prior Approp.	FY 2022	Total	FY 2023	FY 2024	FY 2025	FY 2026	FY 2027	Total
J4148-FY2000 DORSEY RUN ROAD EXTENSION This project is for the extension of Dorsey Run Road from MD103 to MD175, a total of approximately 3 miles.	B	1,618	0	1,618	0	0	0	0	0	1,618
	D	2,275	0	2,275	0	0	0	0	0	2,275
	E	4,052	0	4,052	0	0	0	0	0	4,052
	G	130	0	130	0	0	0	0	0	130
	P	185	0	185	0	0	0	0	0	185
	X	24,745	0	24,745	0	0	0	0	0	24,745
	Total		33,005	0	33,005	0	0	0	0	0
J4154-FY1998 RETAINING WALL REPLACEMENTS A Countywide project for the design and construction of replacement or rehabilitated retaining walls.	B	2,129	0	2,129	0	0	0	0	0	2,129
	P	215	0	215	0	0	0	0	0	215
	Total		2,344	0	2,344	0	0	0	0	2,344
J4155-FY2012 MARRIOTTSVILLE RD SAFETY IMPROVEMENTS Reconstruct shoulders, replace guardrails and stabilize roadway embankment at numerous locations along 2.	B	1,100	0	1,100	0	0	0	0	0	1,100
	D	15	0	15	0	0	0	0	0	15
	Total		1,115	0	1,115	0	0	0	0	1,115
J4167-FY2010 SNOWDEN RIVER BROKEN LAND INTERSECT A project for design and reconstruction of the Snowden River Parkway - Broken Land Parkway - Patuxent Woods Drive intersection including westbound MD32 ramp to northbound Broken Land Parkway.	B	0	215	215	200	2,580	0	0	0	2,995
	X	680	0	680	0	0	0	0	0	680
	Total		680	215	895	200	2,580	0	0	0
J4170-FY2004 ROGER'S AVENUE IMPROVEMENTS A project for design and construction of approximately 1,500 LF of Rogers Avenue from existing improvements near US40 to Court House Drive.	B	575	0	575	0	0	0	0	0	575
	D	116	0	116	0	0	0	0	0	116
	X	3,535	0	3,535	0	0	0	0	0	3,535
	Total		4,226	0	4,226	0	0	0	0	0

Howard County, MD
FY 2022 Executive Proposed Capital Budget
ROAD CONSTRUCTION PROJECTS

Project Information	Funding Source	Prior Approp.	FY 2022	Total	FY 2023	FY 2024	FY 2025	FY 2026	FY 2027	Total	
J4173-FY2000 HANOVER ROAD IMPROVEMENTS A project for the study, design and reconstruction of the Hanover Road at Hi-Tech Road intersection.	B	255	0	255	0	0	0	0	0	255	
	E	150	0	150	0	0	0	0	0	150	
	X	230	0	230	0	0	0	0	0	230	
	Total	635	0	635	0	0	0	0	0	0	635
	<hr/>										
J4177-FY2001 STATE ROAD CONSTRUCTION A project for cost sharing of new State roadway construction within Howard County that is consistent with the objectives of the Plan Howard 2030.	B	2,625	0	2,625	0	0	0	0	0	2,625	
	D	51	0	51	0	0	0	0	0	51	
	E	3,800	0	3,800	0	0	0	0	0	3,800	
	X	18,114	0	18,114	0	0	0	0	0	18,114	
	Total	24,590	0	24,590	0	0	0	0	0	0	24,590
<hr/>											
J4181-FY2003 GUILFORD RD (US1 to DORSEY RUN RD) This project is to study, design, and reconstruct Guilford Road to three lanes from US1 to Old Dorsey Run Road; a distance of 5,800 LF.	D	25	0	25	0	0	0	0	0	25	
	E	330	0	330	0	0	0	0	0	330	
	X	1,535	0	1,535	0	0	0	0	0	1,535	
	Total	1,890	0	1,890	0	0	0	0	0	0	1,890
<hr/>											
J4182-FY2002 DORSEY RUN ROAD IMPROVEMENTS This project is to study, design and reconstruct Dorsey Run Road to four lanes from MD175 south to the CSX railroad spur crossing; a distance of 6,000 LF.	B	300	0	300	0	0	0	0	0	300	
	D	35	0	35	0	0	0	0	0	35	
	E	2,540	0	2,540	0	0	0	0	0	2,540	
	X	425	0	425	0	0	0	0	0	425	
	Total	3,300	0	3,300	0	0	0	0	0	0	3,300
<hr/>											
J4202-FY2004 STEPHENS ROAD IMPROVEMENTS A project for the design and reconstruction of Stephens Road from Whiskey Bottom Road to Gorman Road.	D	50	0	50	0	0	0	0	0	50	
	X	9,110	0	9,110	0	0	0	0	0	9,110	
	Total	9,160	0	9,160	0	0	0	0	0	0	9,160
<hr/>											
J4205-FY2006 MARRIOTTSVILLE ROAD IMPROVEMENTS A project to widen Marriottsville Road from MD99 to US40, including the Marriottsville Road bridge over I-70.	B	0	0	0	0	0	0	3,000	3,000	6,000	
	E	250	0	250	0	0	0	0	0	250	
	O	830	0	830	0	0	0	0	0	830	
	X	4,875	0	4,875	0	0	0	0	0	4,875	

Howard County, MD
FY 2022 Executive Proposed Capital Budget
ROAD CONSTRUCTION PROJECTS

Project Information	Funding Source	Prior Approp.	FY 2022	Total	FY 2023	FY 2024	FY 2025	FY 2026	FY 2027	Total
J4205-FY2006 MARRIOTTSVILLE ROAD	Total	5,955	0	5,955	0	0	0	3,000	3,000	11,955
J4206-FY2007 MONTEVIDEO ROAD IMPROVEMENTS	B	1,755	0	1,755	0	0	0	0	0	1,755
A project to improve Montevideo Road as detailed in the Montevideo Road Study.	D	60	0	60	0	0	0	0	0	60
	X	9,115	0	9,115	0	0	0	0	0	9,115
	Total	10,930	0	10,930	0	0	0	0	0	10,930
J4207-FY2009 OAKLAND MILLS ROAD IMPROVEMENTS	B	185	0	185	0	0	0	0	0	185
A project to improve Oakland Mills Road from Guilford Road northward to Carters Lane.	D	11	0	11	0	0	0	0	0	11
	X	5,900	0	5,900	0	0	0	0	0	5,900
	Total	6,096	0	6,096	0	0	0	0	0	6,096
J4211-FY2007 ROADWAY CAPACITY IMPROVEMENTS	B	400	0	400	0	0	0	0	0	400
A project to provide increased capacity and safety on various County roads and intersections.	X	1,300	0	1,300	0	0	0	0	0	1,300
	Total	1,700	0	1,700	0	0	0	0	0	1,700
J4212-FY2007 STATE ROAD CONSTRUCTION	B	300	0	300	0	0	0	0	0	300
A project for cost sharing of new State roadway construction within Howard County that is consistent with the objectives of the Plan Howard 2030.	D	350	0	350	0	0	0	0	0	350
	E	500	0	500	0	0	0	0	0	500
	G	1,300	0	1,300	0	0	0	0	0	1,300
	X	33,250	0	33,250	0	0	0	0	0	33,250
	Total	35,700	0	35,700	0	0	0	0	0	35,700
J4214-FY2007 GUILFORD AT VOLLMERHAUSEN IMPROVEMENTS	B	2,970	0	2,970	0	0	0	0	0	2,970
A project to design and construct improvements to the intersection of Guilford Road at Vollmerhausen Road and along Guilford Road to the west towards Carroll Heights Ave.	X	570	0	570	0	0	0	0	0	570
	Total	3,540	0	3,540	0	0	0	0	0	3,540

Howard County, MD
FY 2022 Executive Proposed Capital Budget
ROAD CONSTRUCTION PROJECTS

Project Information	Funding Source	Prior Approp.	FY 2022	Total	FY 2023	FY 2024	FY 2025	FY 2026	FY 2027	Total
J4215-FY2007 MARRIOTTSVILLE ROAD from US40 to MD144 Realignment and shoulder improvements to Marriottsville Road from US40 to MD144.	B	300	0	300	3,000	0	0	0	0	3,300
	E	250	0	250	0	0	0	0	0	250
	X	5,490	0	5,490	0	0	0	0	0	5,490
	Total	6,040	0	6,040	3,000	0	0	0	0	0
J4219-FY2015 ENGINEERING STUDY PROGRAM A project for engineering roads to conform to the Plan Howard 2030 Highways Map to evaluate realignment schemes and to support the transportation and safety needs of the County.	P	580	100	680	0	100	0	0	0	780
	Total	580	100	680	0	100	0	0	0	780
J4220-FY2014 DEVELOPER/COUNTY SHARED IMPROVEMENTS A project to facilitate the design, land acquisition and construction of roadway modifications and their appurtenances at various intersections or roadway segments.	D	425	0	425	0	0	0	0	0	425
	X	425	0	425	0	0	0	0	0	425
	Total	850	0	850	0	0	0	0	0	850
J4222-FY2008 SNOWDEN RIVER PARKWAY WIDENING BROKENLAND TO OAKLAND MILLS A project to design and construct a widening of Snowden River Parkway (intermediate arterial) by adding a third lane and sidewalks from Broken Land Parkway to Oakland Mills Road.	B	300	0	300	0	0	3,000	0	0	3,300
	D	68	0	68	0	0	0	0	0	68
	X	2,795	0	2,795	0	0	0	0	0	2,795
	Total	3,163	0	3,163	0	0	3,000	0	0	0
J4225-FY2008 ELLICOTT CENTER DR CONNECTION to ROGERS A project to design and construct a road to connect Ellicott Center Drive to Rogers Avenue.	X	1,860	0	1,860	0	0	0	0	0	1,860
	Total	1,860	0	1,860	0	0	0	0	0	1,860
J4226-FY2008 ROAD PROJECTS CONTINGENCY FUND A project to provide funds for unanticipated needs related to bridges and roadways.	B	550	0	550	0	0	0	0	0	550
	X	1,450	0	1,450	0	0	0	0	0	1,450
	Total	2,000	0	2,000	0	0	0	0	0	2,000

Howard County, MD
FY 2022 Executive Proposed Capital Budget
ROAD CONSTRUCTION PROJECTS

Project Information	Funding Source	Prior Approp.	FY 2022	Total	FY 2023	FY 2024	FY 2025	FY 2026	FY 2027	Total
J4230-FY2017 SANNER ROAD IMPROVEMENTS A project to provide bicycle compatibility by widening the existing 10-foot lanes to 12 feet and filling in the missing shoulders along both sides of the road.	B	650	0	650	0	0	0	0	0	650
	Total	650	0	650	0	0	0	0	0	650
J4231-FY2013 ELKRIDGE MAIN STREET IMPROVEMENTS A project to replace the curb, gutter and sidewalks along Main Street from Old Washington Road to Brumbaugh Street in Elkridge.	B	230	50	280	0	420	0	0	0	700
	Total	230	50	280	0	420	0	0	0	700
J4237-FY2010 MD175/OAKLAND MILLS ROAD INTERCHANGE A project to design and construct a new MD175 & Oakland Mills Road interchange and the re-alignment of Oakland Mills Road through the proposed Blandair Park.	B	0	0	0	0	0	0	0	0	0
	O	269	0	269	0	0	0	0	0	269
	X	13,731	0	13,731	0	0	0	0	0	13,731
	Total	14,000	0	14,000	0	0	0	0	0	14,000
J4240-ROADWAY REHABILITATION SAFETY PROGRAM A program to strategically prioritize, repair, replace and extend the useful life of existing road infrastructure assets.	B	400	50	450	0	0	0	0	0	450
	Total	400	50	450	0	0	0	0	0	450
J4241-FY2011 US RT 1 RT 175 to MONTEVIDEO ROAD A project for the design and reconstruction of approximately 2,500 feet of US1 from MD175 to Montevideo Road.	B	750	0	750	0	0	0	0	0	750
	D	125	0	125	0	0	0	0	0	125
	X	4,675	0	4,675	0	0	0	0	0	4,675
	Total	5,550	0	5,550	0	0	0	0	0	5,550
J4242-FY2014 BRIGHTON DAM ROAD at HIGHLAND ROAD ROUNDABOUT A project to design and construct a roundabout at the intersection of Brighton Dam Road and Highland Road.	X	265	0	265	0	0	0	0	0	265
	Total	265	0	265	0	0	0	0	0	265

Howard County, MD
FY 2022 Executive Proposed Capital Budget
ROAD CONSTRUCTION PROJECTS

Project Information	Funding Source	Prior Approp.	FY 2022	Total	FY 2023	FY 2024	FY 2025	FY 2026	FY 2027	Total
J4245-FY2016 SCENIC ROADS ENHANCEMENT A project to plan, design, and install enhancements at certain historic or high visibility locations along the National Scenic Byway or County scenic roads.	B	180	0	180	0	0	0	0	0	180
	Total	180	0	180	0	0	0	0	0	180
J4246-FY2018 OLD MONTGOMERY ROAD AT BRIGHTFIELD ROAD INTERSECTION IMPROVEMENTS A project to reconfigure the intersection of Old Montgomery Road and Brightfield Road for safety and increased capacity.	B	235	0	235	0	0	0	0	0	235
	D	115	0	115	0	0	0	0	0	115
	Total	350	0	350	0	0	0	0	0	350
J4248-FY2017 SAVAGE AREA COMPLETE STREETS The project includes complete streets improvements in Savage, Maryland to enhance multimodal travel for pedestrians, bicyclists, transit, and automobiles.	B	1,185	775	1,960	0	0	0	0	0	1,960
	Total	1,185	775	1,960	0	0	0	0	0	1,960
J4249-FY2017 MD 100 AT MD 103 A project to design and construct a replacement of the roundabouts of MD103 on the north and south sides of MD100 with a diverging diamond interchange in order to increase the capacity of the interchange.	B	160	0	160	0	0	0	0	0	160
	D	590	0	590	0	0	0	0	0	590
	O	3,250	0	3,250	0	0	0	0	0	3,250
	X	1,750	0	1,750	0	0	0	0	0	1,750
	Total	5,750	0	5,750	0	0	0	0	0	5,750
J4250-FY2020 HOWARD ROAD IMPROVEMENTS A project to improve the safety of Howard Road north of Big Branch Drive.	B	100	0	100	0	0	0	0	0	100
	Total	100	0	100	0	0	0	0	0	100
J4251-FY2018 LIME KILN ROAD IMPROVEMENTS A project to improve the roadway and drainage along Lime Kiln Road between MD 216 and Reservoir Road.	B	750	0	750	0	0	0	0	0	750
	Total	750	0	750	0	0	0	0	0	750

Howard County, MD
FY 2022 Executive Proposed Capital Budget
ROAD CONSTRUCTION PROJECTS

Project Information	Funding Source	Prior Approp.	FY 2022	Total	FY 2023	FY 2024	FY 2025	FY 2026	FY 2027	Total
J4252-FY2019 SYSTEMIC INFRASTRUCTURE IMPROVEMENTS TO DNTN ELLICOTT CITY	B	1,350	0	1,350	0	0	0	0	0	1,350
A project to improve or upgrade road and drainage infrastructure systems as a result of the 2016 Ellicott City Flood.	Total	1,350	0	1,350	0	0	0	0	0	1,350
J4711-FY2011 DEVELOPER INSPECTION PROGRAM	D	12,000	2,000	14,000	0	2,000	0	0	0	16,000
A project to provide engineering and related services, computer management, asset management, inspection, testing, staff training, supplies, tools, equipment and vehicles necessary for site inspections for the implementation of developer projects that make additions to the public road and storm water management systems.	Total	12,000	2,000	14,000	0	2,000	0	0	0	16,000
ROAD CONSTRUCTION PROJECTS Total		221,366	3,190	224,556	3,200	5,100	3,000	3,000	3,000	241,856

Howard County, MD
FY 2022 Executive Proposed Capital Budget (\$000)
ROAD CONSTRUCTION PROJECTS

	Revenue Source	Prior Total	Current FY	Appropriation Total
B	BONDS	23,994	1,090	25,084
D	DEVELOPER CONTRIBUTION	25,011	2,000	27,011
E	EXCISE TAX	14,222	0	14,222
X	EXCISE TAX BACKED BONDS	150,251	0	150,251
G	GRANTS	1,530	0	1,530
O	OTHER SOURCES	5,378	0	5,378
P	PAY AS YOU GO	980	100	1,080
Total		221,366	3,190	224,556

Howard County, MD
FY 2022 Executive Proposed 5 Year Capital Budget Project Type Summary
ROAD CONSTRUCTION PROJECTS

Revenue Source		Prior Approp	Current FY	2023	2024	2025	2026	2027	Total
B	BONDS	23,994	1,090	3,200	3,000	3,000	3,000	3,000	40,284
D	DEVELOPER CONTRIBUTION	25,011	2,000	0	2,000	0	0	0	29,011
E	EXCISE TAX	14,222	0	0	0	0	0	0	14,222
G	GRANTS	1,530	0	0	0	0	0	0	1,530
O	OTHER SOURCES	5,378	0	0	0	0	0	0	5,378
P	PAY AS YOU GO	980	100	0	100	0	0	0	1,180
X	EXCISE TAX BACKED BONDS	150,251	0	0	0	0	0	0	150,251
Total		221,366	3,190	3,200	5,100	3,000	3,000	3,000	241,856

Fiscal 2022 Capital Budget

ROAD CONSTRUCTION PROJECTS

Project: J4076-DEFAULTED DEVELOPER AGREEMENTS

Description

An appropriation is requested under this project to construct roads, stormwater management, storm drains, street trees, or associated facilities where the developer has failed to build all facilities in accordance with the plans and Developer Agreement. Also included is the cost of administration and any additional engineering that may be required. This project is implemented as a revolving fund account. In the event that the collection of the cash or bond proceeds from the surety are delayed, expenditures from this project are authorized when the County determines that continuing delays in the completion of the public improvements will cause significant negative impacts to the residents and the subdivision and-or the environment.

Justification

Upon developer's failure to complete construction, the surety of the developer is declared to be in default and the proceeds from the surety are placed in this account and used to finance construction.

Remarks

1. Construction as required.
2. DEVELOPER CONTRIBUTION represents monies received from surety.

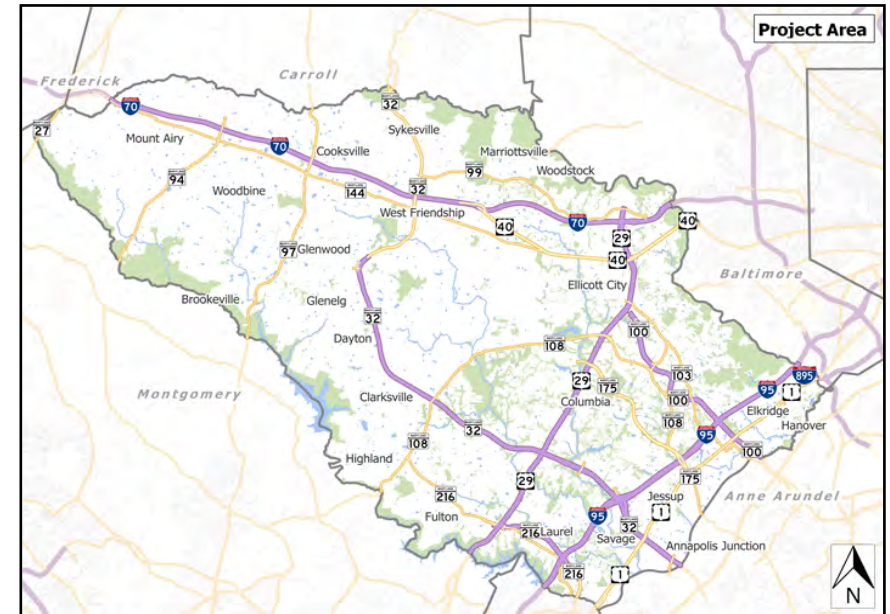
Project Schedule

Ongoing Program.

Operating Budget Impact

No Operating Impact

FY2022 Bonds - Annual Debt Service Payment	0
FY2022 Bonds - 20-Year Total Debt Service Payment	0
Total Project Bonds - Annual Debt Service Payment	0
Total Project Bonds - 20-Year Total Debt Service Payment	0



Fiscal 2022 Capital Budget

ROAD CONSTRUCTION PROJECTS

Project: J4076-DEFAULTED DEVELOPER AGREEMENTS

(In Thousands)	Five Year Capital Program										Master Plan			
	Prior Appr.	FY2022 Budget	Appr. Total	Fiscal 2023	Fiscal 2024	Fiscal 2025	Fiscal 2026	Fiscal 2027	Sub Total	Fiscal 2028	Fiscal 2029	Fiscal 2030	Fiscal 2031	Total Project
PLANS & ENGINEERING	60	0	60	0	0	0	0	0	0	0	0	0	0	60
LAND ACQUISITION	0	0	0	0	0	0	0	0	0	0	0	0	0	0
CONSTRUCTION	8,620	0	8,620	0	0	0	0	0	0	0	0	0	0	8,620
ADMINISTRATION	20	0	20	0	0	0	0	0	0	0	0	0	0	20
Total Expenditures	8,700	0	8,700	0	0	0	0	0	0	0	0	0	0	8,700
DEVELOPER CONTRIBUTION	8,700	0	8,700	0	0	0	0	0	0	0	0	0	0	8,700
Total Funding	8,700	0	8,700	0	0	0	0	0	0	0	0	0	0	8,700

\$1,227,772 spent and encumbered through February 2021

\$1,147,321 spent and encumbered through February 2020

Project Status

Active Defaulted Properties:

E.G.U. subdivision, section 2 (2020). The Preserves at Clarksville F-06-072 Lots 1-32 (2015).

Completed Defaulted Properties:

First Baptist Church of Guilford SDP-05-011 (2020). Midway Business Park (2020).

FY 2021 Budget	8,700	0	8,700	0	0	0	0	0	0	0	0	0		8,700
Difference 2021 / 2022	0	0	0	0	0	0	0	0	0	0	0	0	0	0

Fiscal 2022 Capital Budget

ROAD CONSTRUCTION PROJECTS

Project: J4099-CATEGORY CONTINGENCY FUND

Description

The fund is designed for use as a revenue source for Transfers of Appropriation during a fiscal year. Fund is used when construction costs are higher than originally estimated, contributions from grants vary from projections, or an effort must be advanced from future years to the present fiscal year for critical program needs, or creating a new capital project; subject to Council approval.

Justification

This fund will allow for the timely completion of approved projects by contingency funding as required with quick response to crucial situations. The fund is also needed to provide a buffer to the stringent bonding limits the County is operating under.

Remarks

The appropriation can only be drawn from for transfer purposes and does not represent the authority to spend.

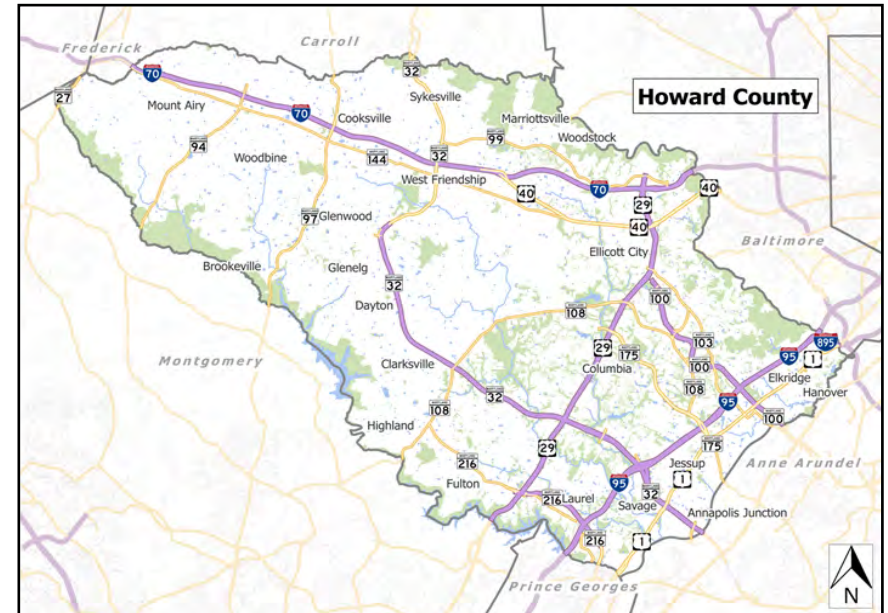
Project Schedule

As Required.

Operating Budget Impact

No Operating Impact

FY2022 Bonds - Annual Debt Service Payment	0
FY2022 Bonds - 20-Year Total Debt Service Payment	0
Total Project Bonds - Annual Debt Service Payment	25,579
Total Project Bonds - 20-Year Total Debt Service Payment	511,577



Fiscal 2022 Capital Budget

ROAD CONSTRUCTION PROJECTS

Project: J4099-CATEGORY CONTINGENCY FUND

(In Thousands)	Five Year Capital Program									Master Plan				
	Prior Appr.	FY2022 Budget	Appr. Total	Fiscal 2023	Fiscal 2024	Fiscal 2025	Fiscal 2026	Fiscal 2027	Sub Total	Fiscal 2028	Fiscal 2029	Fiscal 2030	Fiscal 2031	Total Project
OTHER	715	0	715	0	0	0	0	0	0	0	0	0	0	715
Total Expenditures	715	0	715	0	0	0	0	0	0	0	0	0	0	715
BONDS	85	0	85	0	0	0	0	0	0	0	0	0	0	85
OTHER SOURCES	380	0	380	0	0	0	0	0	0	0	0	0	0	380
EXCISE TAX BACKED BONDS	250	0	250	0	0	0	0	0	0	0	0	0	0	250
Total Funding	715	0	715	0	0	0	0	0	0	0	0	0	0	715

\$0 spent and encumbered through February 2021

\$0 spent and encumbered through February 2020

Project Status Contingency Fund.

FY 2021 Budget	715	0	715	0	0	0	0	0	0	0	0	0		715
Difference 2021 / 2022	0	0	0	0	0	0	0	0	0	0	0	0	0	0

Project: J4110-FY1991 DORSEY RUN ROAD - SOUTH LINK

Description

A project for design and construction of approximately 5,000 feet of Dorsey Run Road from Guilford Road north to the CSX railroad spur crossing. The 2000 General Plan classifies this section of Dorsey Run Road as a major collector. The improvements will be completed in two phases. Phase I from Guilford Road to Old Dorsey Run Road. Phase II from Old Dorsey Run Road to the CSX railroad spur crossing.

Justification

Provides improved access for all properties in the project area. Provides truck access to MD32 and sight distance improvements.

Remarks

1. GRANT represents State Secondary Aid Program.
2. OTHER represents Race Track funds.

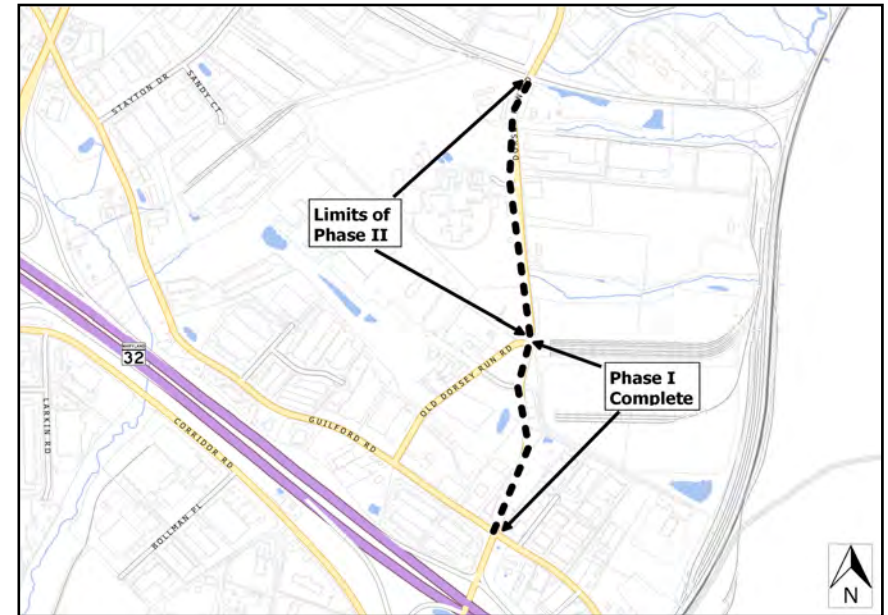
Project Schedule

FY22 - Construction
 FY23 - Complete
 FY24 - Close

Operating Budget Impact

Estimated annual maintenance costs upon completion: \$19,000 per two lane mile of new roadway.

FY2022 Bonds - Annual Debt Service Payment	0
FY2022 Bonds - 20-Year Total Debt Service Payment	0
Total Project Bonds - Annual Debt Service Payment	380,705
Total Project Bonds - 20-Year Total Debt Service Payment	7,614,096



Fiscal 2022 Capital Budget

ROAD CONSTRUCTION PROJECTS

Project: J4110-FY1991 DORSEY RUN ROAD - SOUTH LINK

(In Thousands)	Five Year Capital Program										Master Plan			
	Prior Appr.	FY2022 Budget	Appr. Total	Fiscal 2023	Fiscal 2024	Fiscal 2025	Fiscal 2026	Fiscal 2027	Sub Total	Fiscal 2028	Fiscal 2029	Fiscal 2030	Fiscal 2031	Total Project
PLANS & ENGINEERING	737	0	737	0	0	0	0	0	0	0	0	0	0	737
LAND ACQUISITION	2,295	0	2,295	0	0	0	0	0	0	0	0	0	0	2,295
CONSTRUCTION	5,021	0	5,021	0	0	0	0	0	0	0	0	0	0	5,021
ADMINISTRATION	9	0	9	0	0	0	0	0	0	0	0	0	0	9
Total Expenditures	8,062	0	8,062	0	0	0	0	0	0	0	0	0	0	8,062
BONDS	810	0	810	0	0	0	0	0	0	0	0	0	0	810
EXCISE TAX	2,350	0	2,350	0	0	0	0	0	0	0	0	0	0	2,350
GRANTS	100	0	100	0	0	0	0	0	0	0	0	0	0	100
OTHER SOURCES	626	0	626	0	0	0	0	0	0	0	0	0	0	626
EXCISE TAX BACKED BONDS	4,176	0	4,176	0	0	0	0	0	0	0	0	0	0	4,176
Total Funding	8,062	0	8,062	0	0	0	0	0	0	0	0	0	0	8,062

\$4,638,704 spent and encumbered through February 2021

\$4,638,704 spent and encumbered through February 2020

Project Status FY21 - Design in progress.

FY 2021 Budget	8,062	0	8,062	0	0	0	0	0	0	0	0	0		8,062
Difference 2021 / 2022	0	0	0	0	0	0	0	0	0	0	0	0	0	0

Fiscal 2022 Capital Budget

ROAD CONSTRUCTION PROJECTS

Project: J4121-PRIVATE ROAD RECONSTRUCTION PROGRAM

Description

This project will provide for the reconstruction of private roads to bring them to a minimum standard for an all-weather roadway per Howard County Design Manual Volume III. The road being petitioned must: serve at least five houses per mile; be connected to an existing State or County road; and the signers of the petition must be owners of either two-thirds of the assessable frontage or be two-thirds of the owners of the property abutting the road. The road must be used for vehicular traffic prior to January 1, 1981 for eligibility for participation in this program, and cannot be merely a paper or a platted rights-of-way.

Justification

This project is necessary to implement Section 18.250 of the Howard County Code so as to provide citizens currently living along private roads an improved all-weather roadway. Project was first funded in FY92.

Remarks

1. Two-thirds of the cost of these roads will be shared equally by the property owners abutting the roadway.
2. The remaining one-third of the cost of this effort will be funded by this project.
3. OTHER funds represent residents contribution.

Project Schedule

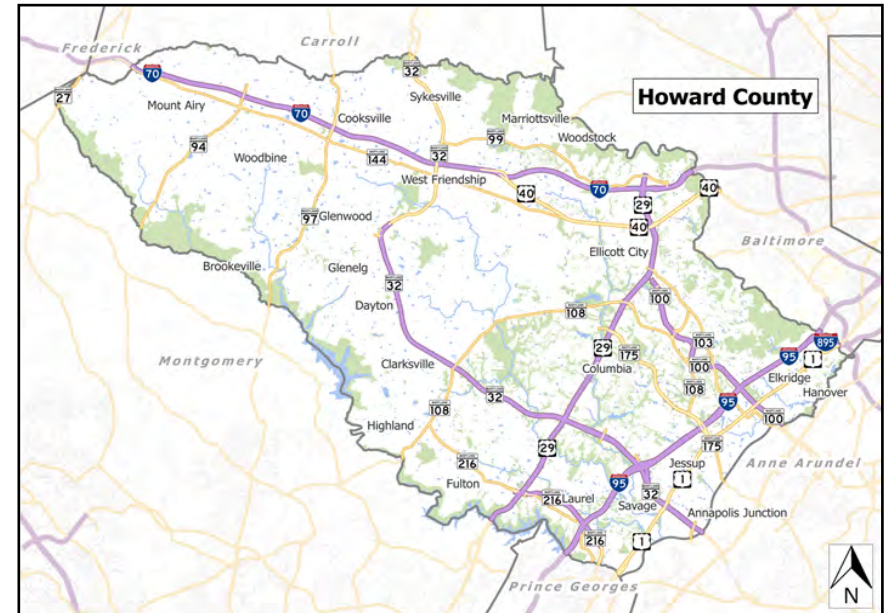
Possible Annual Efforts:

- King's Gift Road Reconstruction (Inactive).
- Lisbon Farm Road Reconstruction (Inactive).
- Patapsco Ridge Road Reconstruction (Inactive).
- Unnamed Street Off Thompson Drive Reconstruction (Inactive).

Operating Budget Impact

Adds \$150,000 per mile to maintain on an annual basis.

FY2022 Bonds - Annual Debt Service Payment	0
FY2022 Bonds - 20-Year Total Debt Service Payment	0
Total Project Bonds - Annual Debt Service Payment	61,466
Total Project Bonds - 20-Year Total Debt Service Payment	1,229,312



Explanation of Changes

None

Fiscal 2022 Capital Budget

ROAD CONSTRUCTION PROJECTS

Project: J4121-PRIVATE ROAD RECONSTRUCTION PROGRAM

(In Thousands)	Five Year Capital Program										Master Plan			
	Prior Appr.	FY2022 Budget	Appr. Total	Fiscal 2023	Fiscal 2024	Fiscal 2025	Fiscal 2026	Fiscal 2027	Sub Total	Fiscal 2028	Fiscal 2029	Fiscal 2030	Fiscal 2031	Total Project
PLANS & ENGINEERING	46	0	46	0	0	0	0	0	0	0	0	0	0	46
LAND ACQUISITION	15	0	15	0	0	0	0	0	0	0	0	0	0	15
CONSTRUCTION	753	0	753	0	0	0	0	0	0	0	0	0	0	753
ADMINISTRATION	14	0	14	0	0	0	0	0	0	0	0	0	0	14
Total Expenditures	828	0	828	0	0	0	0	0	0	0	0	0	0	828
BONDS	805	0	805	0	0	0	0	0	0	0	0	0	0	805
OTHER SOURCES	23	0	23	0	0	0	0	0	0	0	0	0	0	23
Total Funding	828	0	828	0	0	0	0	0	0	0	0	0	0	828

\$234,953 spent and encumbered through February 2021

\$234,953 spent and encumbered through February 2020

Project Status

FY 2021 Budget	828	0	828	0	0	0	0	0	0	0	0	0		828
Difference 2021 / 2022	0	0	0	0	0	0	0	0	0	0	0	0	0	0

None

Fiscal 2022 Capital Budget

ROAD CONSTRUCTION PROJECTS

Project: J4142-FY1998 HALL SHOP ROAD IMPROVEMENTS

Description

Reconstruct Hall Shop Road (a major collector) at two locations to improve sight distance and eliminate a sharp curve.

- A. Guilford Road|Hall Shop Road intersection change to a 90-degree configuration.
- B. Curve south of Simpson Road (logmile 1.07) improve safety characteristics of road.

Justification

Correction is needed due to deficient horizontal curvature, poor sight distance for vehicles entering Guilford Road from Hall Shop Road, and poor sight distance along southbound Simpson Road, and poor sight distance for vehicles entering onto Hall Shop Road from Simpson Road.

Remarks

- 1. See also J4164 to improve intersection at Browns Bridge Road.
- 2. Site A construction is complete.

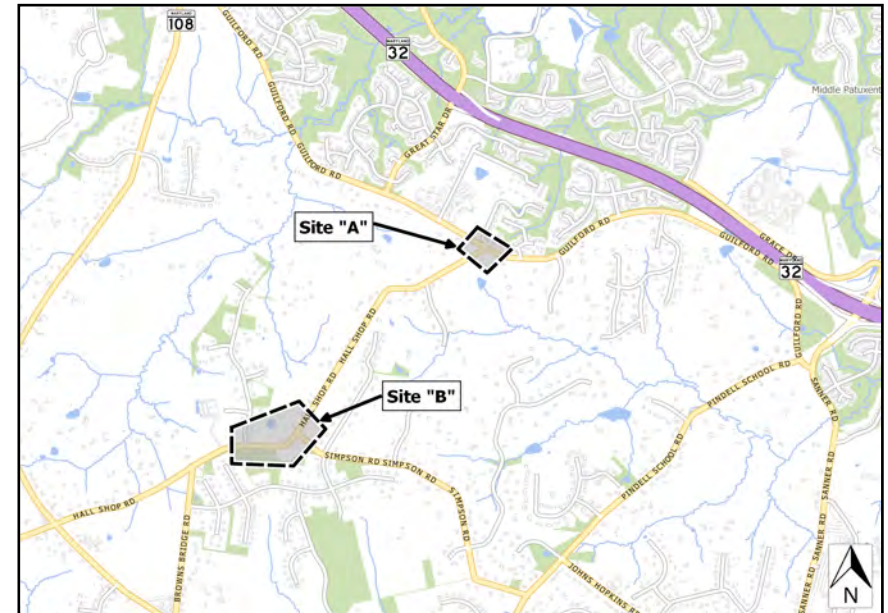
Project Schedule

FY22 - Land Acquisition for Site B.

Operating Budget Impact

Estimated annual maintenance costs upon construction completion: No Change.

FY2022 Bonds - Annual Debt Service Payment	0
FY2022 Bonds - 20-Year Total Debt Service Payment	0
Total Project Bonds - Annual Debt Service Payment	71,926
Total Project Bonds - 20-Year Total Debt Service Payment	1,438,524



Fiscal 2022 Capital Budget

ROAD CONSTRUCTION PROJECTS

Project: J4142-FY1998 HALL SHOP ROAD IMPROVEMENTS

(In Thousands)	Five Year Capital Program										Master Plan			
	Prior Appr.	FY2022 Budget	Appr. Total	Fiscal 2023	Fiscal 2024	Fiscal 2025	Fiscal 2026	Fiscal 2027	Sub Total	Fiscal 2028	Fiscal 2029	Fiscal 2030	Fiscal 2031	Total Project
PLANS & ENGINEERING	404	0	404	0	0	0	0	0	0	0	0	0	0	404
LAND ACQUISITION	365	0	365	0	0	0	0	0	0	0	0	0	0	365
CONSTRUCTION	170	0	170	0	0	0	0	0	0	0	0	0	0	170
ADMINISTRATION	3	0	3	0	0	0	0	0	0	0	0	0	0	3
Total Expenditures	942	0	942	0	0	0	0	0	0	0	0	0	0	942
BONDS	942	0	942	0	0	0	0	0	0	0	0	0	0	942
Total Funding	942	0	942	0	0	0	0	0	0	0	0	0	0	942

\$496,578 spent and encumbered through February 2021

\$496,578 spent and encumbered through February 2020

Project Status FY21 -Land acquisition underway for Site B. Previously reduced project scope of work due to land acquisition difficulties.

FY 2021 Budget	942	0	942	0	0	0	0	0	0	0	0	0		942
Difference 2021 / 2022	0	0	0	0	0	0	0	0	0	0	0	0	0	0

Project: J4148-FY2000 DORSEY RUN ROAD EXTENSION

Description

This project is for the extension of Dorsey Run Road from MD103 to MD175, a total of approximately 3 miles. Dorsey Run Road is classified as a major collector in the Plan Howard 2030. Old Jessup Road will be partially closed at its intersection with the new Dorsey Run Road.

Justification

This project is the implementation of the Plan Howard 2030. The construction of the roadway will enable industrial properties to have access and develop their individual frontages in a coordinated manner.

Remarks

1. This project will be coordinated with J4182 (Dorsey Run Road Improvements), J4206 (Montevideo Road Improvements) and W8292 (Water Main and Sewer).
2. Construction will be phased.
3. GRANT represents Secondary State Aid Funds.
4. An agreement with adjacent property owner and developer coordinates construction of developer's improvements and requires developer contribution to the project for proportionate cost of the improvements.

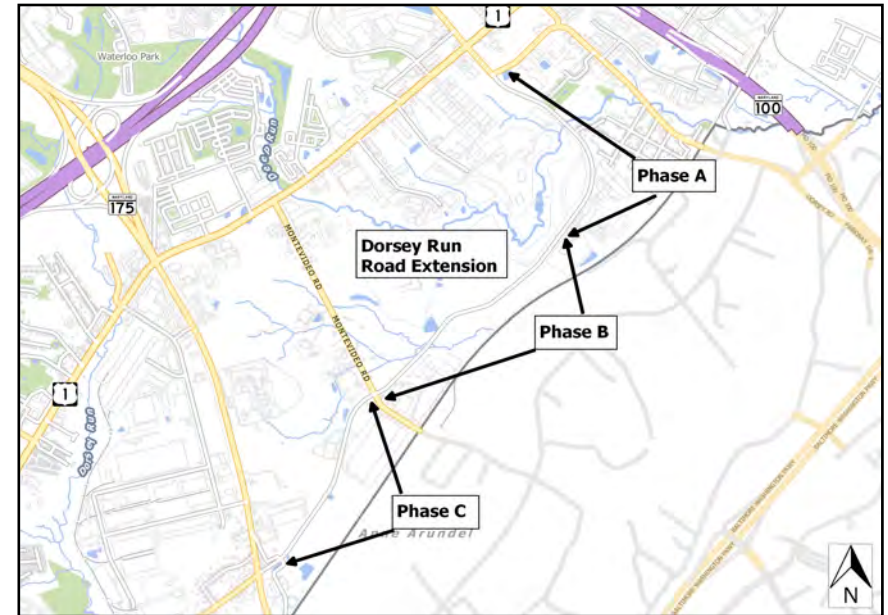
Project Schedule

FY22 - Land Acquisition and Close

Operating Budget Impact

Estimated annual maintenance costs upon completion: \$19,000 per two-lane mile of new roadway.

FY2022 Bonds - Annual Debt Service Payment	0
FY2022 Bonds - 20-Year Total Debt Service Payment	0
Total Project Bonds - Annual Debt Service Payment	2,012,940
Total Project Bonds - 20-Year Total Debt Service Payment	40,258,809



Fiscal 2022 Capital Budget

ROAD CONSTRUCTION PROJECTS

Project: J4148-FY2000 DORSEY RUN ROAD EXTENSION

(In Thousands)	Five Year Capital Program										Master Plan			
	Prior Appr.	FY2022 Budget	Appr. Total	Fiscal 2023	Fiscal 2024	Fiscal 2025	Fiscal 2026	Fiscal 2027	Sub Total	Fiscal 2028	Fiscal 2029	Fiscal 2030	Fiscal 2031	Total Project
PLANS & ENGINEERING	2,385	0	2,385	0	0	0	0	0	0	0	0	0	0	2,385
LAND ACQUISITION	9,955	0	9,955	0	0	0	0	0	0	0	0	0	0	9,955
CONSTRUCTION	20,650	0	20,650	0	0	0	0	0	0	0	0	0	0	20,650
ADMINISTRATION	15	0	15	0	0	0	0	0	0	0	0	0	0	15
Total Expenditures	33,005	0	33,005	0	0	0	0	0	0	0	0	0	0	33,005
BONDS	1,618	0	1,618	0	0	0	0	0	0	0	0	0	0	1,618
DEVELOPER CONTRIBUTION	2,275	0	2,275	0	0	0	0	0	0	0	0	0	0	2,275
EXCISE TAX	4,052	0	4,052	0	0	0	0	0	0	0	0	0	0	4,052
GRANTS	130	0	130	0	0	0	0	0	0	0	0	0	0	130
PAY AS YOU GO	185	0	185	0	0	0	0	0	0	0	0	0	0	185
EXCISE TAX BACKED BONDS	24,745	0	24,745	0	0	0	0	0	0	0	0	0	0	24,745
Total Funding	33,005	0	33,005	0	0	0	0	0	0	0	0	0	0	33,005

\$32,349,231 spent and encumbered through February 2021

\$32,366,358 spent and encumbered through February 2020

Project Status FY21 - Phases A, B and C are complete. Finalizing remaining land acquisition from the State.

FY 2021 Budget	33,005	0	33,005	0	0	0	0	0	0	0	0	0		33,005
Difference 2021 / 2022	0	0	0	0	0	0	0	0	0	0	0	0	0	0

Fiscal 2022 Capital Budget

ROAD CONSTRUCTION PROJECTS

Project: J4154-FY1998 RETAINING WALL REPLACEMENTS

Description

A Countywide project for the design and construction of replacement or rehabilitated retaining walls. The walls are at various County locations in or out of the rights-of-way and vary in height and length.

Justification

These retaining walls require extensive rehabilitation or replacement which is beyond the scope of normal highway maintenance.

Remarks

1. Project replaced by B3862.
2. Land acquisition requires park property.
3. Project coordinated with S6283.

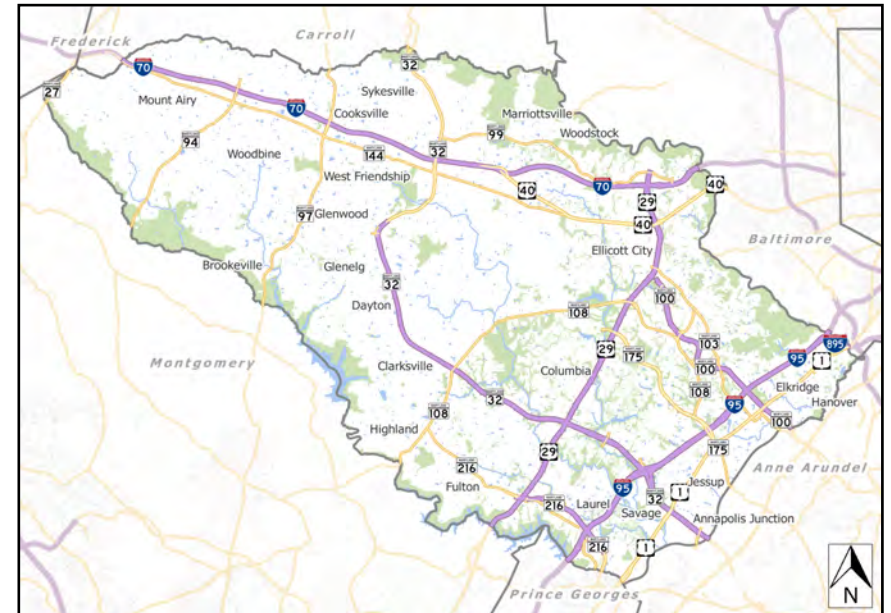
Project Schedule

Program

Operating Budget Impact

Estimated annual maintenance costs upon completion: Decrease.

FY2022 Bonds - Annual Debt Service Payment	0
FY2022 Bonds - 20-Year Total Debt Service Payment	0
Total Project Bonds - Annual Debt Service Payment	162,559
Total Project Bonds - 20-Year Total Debt Service Payment	3,251,186



Fiscal 2022 Capital Budget

ROAD CONSTRUCTION PROJECTS

Project: J4154-FY1998 RETAINING WALL REPLACEMENTS

(In Thousands)	Five Year Capital Program										Master Plan			
	Prior Appr.	FY2022 Budget	Appr. Total	Fiscal 2023	Fiscal 2024	Fiscal 2025	Fiscal 2026	Fiscal 2027	Sub Total	Fiscal 2028	Fiscal 2029	Fiscal 2030	Fiscal 2031	Total Project
PLANS & ENGINEERING	463	0	463	0	0	0	0	0	0	0	0	0	0	463
LAND ACQUISITION	29	0	29	0	0	0	0	0	0	0	0	0	0	29
CONSTRUCTION	1,818	0	1,818	0	0	0	0	0	0	0	0	0	0	1,818
ADMINISTRATION	34	0	34	0	0	0	0	0	0	0	0	0	0	34
Total Expenditures	2,344	0	2,344	0	0	0	0	0	0	0	0	0	0	2,344
BONDS	2,129	0	2,129	0	0	0	0	0	0	0	0	0	0	2,129
PAY AS YOU GO	215	0	215	0	0	0	0	0	0	0	0	0	0	215
Total Funding	2,344	0	2,344	0	0	0	0	0	0	0	0	0	0	2,344

\$981,756 spent and encumbered through February 2021

\$981,756 spent and encumbered through February 2020

Project Status FY21 - Land acquisition for Sylvan Lane retaining wall underway

Construction complete: Bonnie Branch retaining wall, 3843 College Ave retaining wall, Bonnie Branch Rd, St. Paul St, and Old Columbia Pike.

FY 2021 Budget	2,344	0	2,344	0	0	0	0	0	0	0	0	0		2,344
Difference 2021 / 2022	0	0	0	0	0	0	0	0	0	0	0	0	0	0

Project: J4155-FY2012 MARRIOTTSVILLE RD SAFETY IMPROVEMENTS

Description

Reconstruct shoulders, replace guardrails and stabilize roadway embankment at numerous locations along 2.75 miles of Marriottsville Road between MD99 and the Carroll County Line (spot safety improvement).

Justification

Requested by the Bureau of Highways. Marriottsville Road north of MD99 is classified as a minor arterial but is only a two-lane road. There are few shoulders and in areas the road embankment needs to be stabilized and the edge of paving reconstructed. The heavy traffic volume makes it difficult to maintain the road.

Remarks

1. This project will be coordinated with J4205.
2. Marriottsville Road north of MD99 is a Scenic Road .
3. The improvements will be in two phases. Phase 1 will be stabilizing the roadway embankment. Phase 2 will be the road improvements.

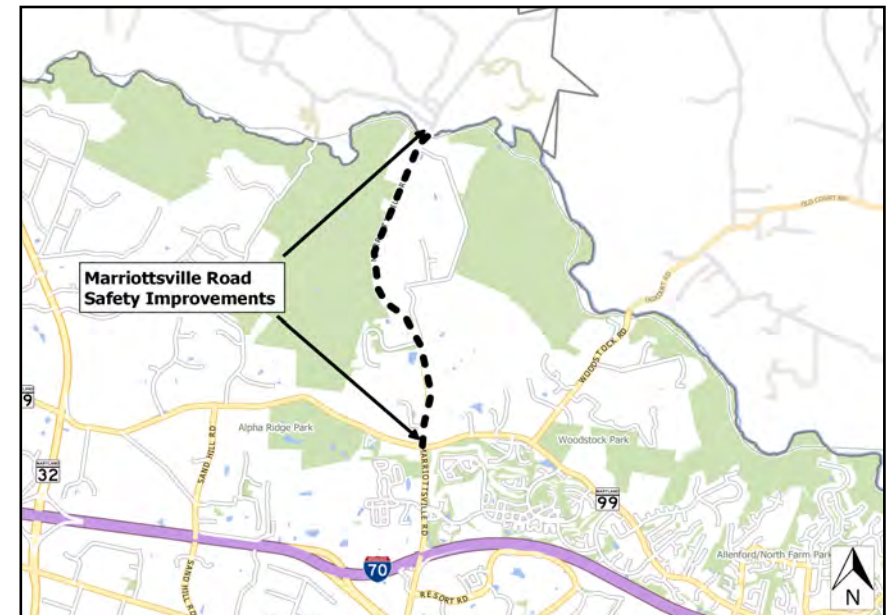
Project Schedule

- FY22 - Design and land acquisition
- FY23 - Construction

Operating Budget Impact

Estimated annual maintenance costs upon construction completion: \$19,000 per two lane mile of new roadway.

FY2022 Bonds - Annual Debt Service Payment	0
FY2022 Bonds - 20-Year Total Debt Service Payment	0
Total Project Bonds - Annual Debt Service Payment	83,990
Total Project Bonds - 20-Year Total Debt Service Payment	1,679,805



Fiscal 2022 Capital Budget

ROAD CONSTRUCTION PROJECTS

Project: J4155-FY2012 MARRIOTTSTVILLE RD SAFETY IMPROVEMENTS

(In Thousands)	Five Year Capital Program										Master Plan			
	Prior Appr.	FY2022 Budget	Appr. Total	Fiscal 2023	Fiscal 2024	Fiscal 2025	Fiscal 2026	Fiscal 2027	Sub Total	Fiscal 2028	Fiscal 2029	Fiscal 2030	Fiscal 2031	Total Project
PLANS & ENGINEERING	190	0	190	0	0	0	0	0	0	0	0	0	0	190
LAND ACQUISITION	275	0	275	0	0	0	0	0	0	0	0	0	0	275
CONSTRUCTION	650	0	650	0	0	0	0	0	0	0	0	0	0	650
Total Expenditures	1,115	0	1,115	0	0	0	0	0	0	0	0	0	0	1,115
BONDS	1,100	0	1,100	0	0	0	0	0	0	0	0	0	0	1,100
DEVELOPER CONTRIBUTION	15	0	15	0	0	0	0	0	0	0	0	0	0	15
Total Funding	1,115	0	1,115	0	0	0	0	0	0	0	0	0	0	1,115

\$328,919 spent and encumbered through February 2021

\$328,919 spent and encumbered through February 2020

Project Status FY21 - Ongoing monitoring of roadway cracking and slope movement. This project is in the design phase for the road slope stabilization.

FY 2021 Budget	1,115	0	1,115	0	0	0	0	0	0	0	0	0		1,115
Difference 2021 / 2022	0	0	0	0	0	0	0	0	0	0	0	0	0	0

Project: J4167-FY2010 SNOWDEN RIVER BROKEN LAND INTERSECT

Description

A project for design and reconstruction of the Snowden River Parkway - Broken Land Parkway - Patuxent Woods Drive intersection including westbound MD32 ramp to northbound Broken Land Parkway.

Justification

Traffic volumes have increased. In peak hours, the level of service of E-F is beyond capacity. Engineering review indicates that the intersection is at capacity and that an upgrade is required.

Remarks

Request represents project advancement

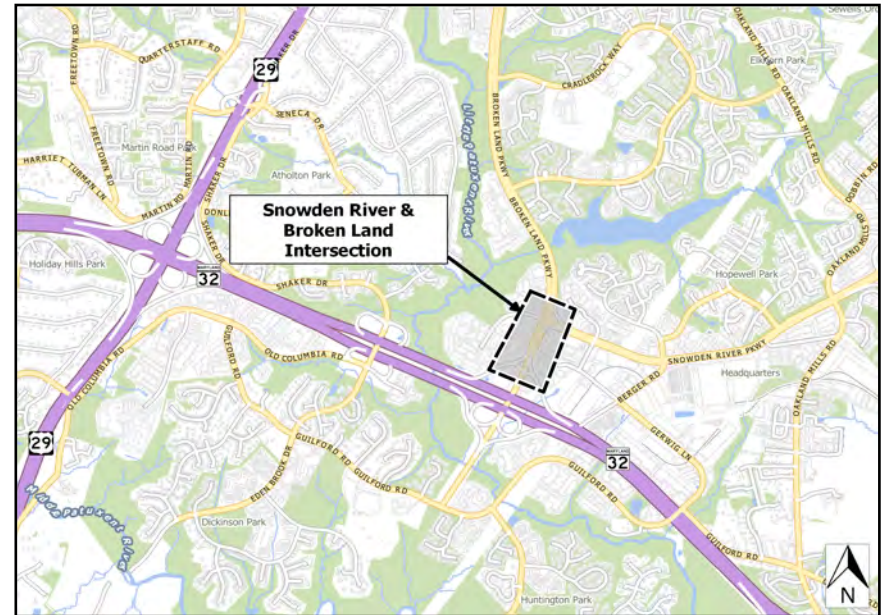
Project Schedule

- FY22 - Design
- FY23 - Design and Land Acquisition
- FY24 - Construction

Operating Budget Impact

Estimated annual maintenance costs upon construction completion: \$19,000 per two lane mile of new roadway.

FY2022 Bonds - Annual Debt Service Payment	16,416
FY2022 Bonds - 20-Year Total Debt Service Payment	328,325
Total Project Bonds - Annual Debt Service Payment	280,604
Total Project Bonds - 20-Year Total Debt Service Payment	5,612,075



Explanation of Changes

Cost change reflect current design estimates.

Fiscal 2022 Capital Budget

ROAD CONSTRUCTION PROJECTS

Project: J4167-FY2010 SNOWDEN RIVER BROKEN LAND INTERSECT

(In Thousands)	Five Year Capital Program										Master Plan			
	Prior Appr.	FY2022 Budget	Appr. Total	Fiscal 2023	Fiscal 2024	Fiscal 2025	Fiscal 2026	Fiscal 2027	Sub Total	Fiscal 2028	Fiscal 2029	Fiscal 2030	Fiscal 2031	Total Project
PLANS & ENGINEERING	580	215	795	0	85	0	0	0	85	0	0	0	0	880
LAND ACQUISITION	100	0	100	200	0	0	0	0	200	0	0	0	0	300
CONSTRUCTION	0	0	0	0	2,495	0	0	0	2,495	0	0	0	0	2,495
Total Expenditures	680	215	895	200	2,580	0	0	0	2,780	0	0	0	0	3,675
BONDS	0	215	215	200	2,580	0	0	0	2,780	0	0	0	0	2,995
EXCISE TAX BACKED BONDS	680	0	680	0	0	0	0	0	0	0	0	0	0	680
Total Funding	680	215	895	200	2,580	0	0	0	2,780	0	0	0	0	3,675

\$424,196 spent and encumbered through February 2021

\$424,196 spent and encumbered through February 2020

Project Status FY21 - This project advanced from the conceptual study phase to the design phase for the capacity and safety improvements.

FY 2021 Budget	680	3,000	3,680	0	0	0	0	0	0	0	0	0		3,680
Difference 2021 / 2022	0	(2,785)	(2,785)	200	2,580	0	0	0	2,780	0	0	0	0	(5)

Fiscal 2022 Capital Budget

ROAD CONSTRUCTION PROJECTS

Project: J4170-FY2004 ROGER'S AVENUE IMPROVEMENTS

Description

A project for design and construction of approximately 1,500 LF of Rogers Avenue from existing improvements near US40 to Court House Drive. The Plan Howard 2030 lists Rogers Avenue as a minor arterial with a nominal 80 foot Right of Way. The proposed improvement will have a 50 feet width and center, left turn lane.

Justification

This portion of Rogers Avenue serves as a major link for commercial and residential activities to access the US40 and US29 corridor and Main Street Ellicott City.

Remarks

Revised typical section to incorporate Complete Streets initiative

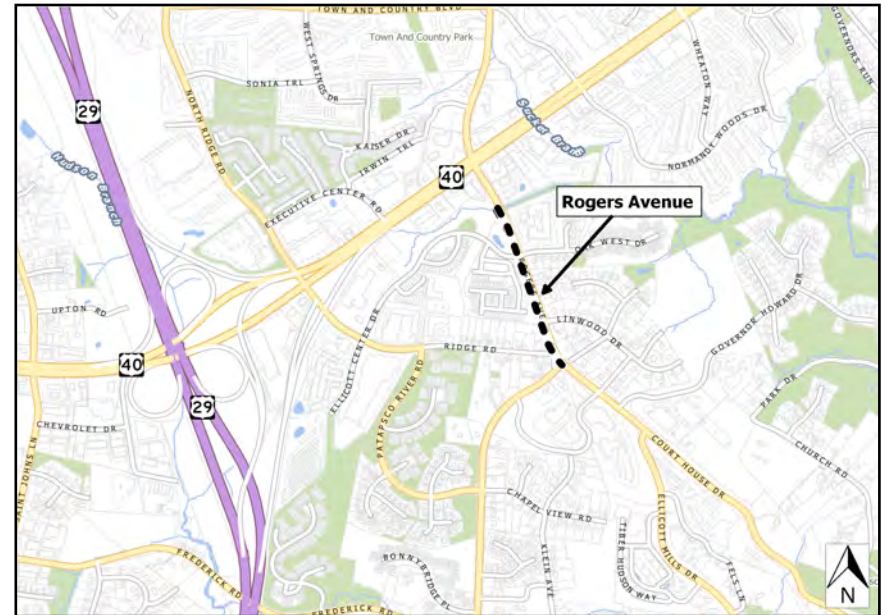
Project Schedule

- FY22 - Design
- FY23 - Land Acquisition and Construction
- FY24 - Complete

Operating Budget Impact

Estimated annual maintenance costs upon completion: \$19,000 per two lane mile of new roadway.

FY2022 Bonds - Annual Debt Service Payment	0
FY2022 Bonds - 20-Year Total Debt Service Payment	0
Total Project Bonds - Annual Debt Service Payment	313,818
Total Project Bonds - 20-Year Total Debt Service Payment	6,276,361



Fiscal 2022 Capital Budget

ROAD CONSTRUCTION PROJECTS

Project: J4170-FY2004 ROGER'S AVENUE IMPROVEMENTS

(In Thousands)	Five Year Capital Program										Master Plan			
	Prior Appr.	FY2022 Budget	Appr. Total	Fiscal 2023	Fiscal 2024	Fiscal 2025	Fiscal 2026	Fiscal 2027	Sub Total	Fiscal 2028	Fiscal 2029	Fiscal 2030	Fiscal 2031	Total Project
PLANS & ENGINEERING	490	0	490	0	0	0	0	0	0	0	0	0	0	490
LAND ACQUISITION	75	0	75	0	0	0	0	0	0	0	0	0	0	75
CONSTRUCTION	3,656	0	3,656	0	0	0	0	0	0	0	0	0	0	3,656
ADMINISTRATION	5	0	5	0	0	0	0	0	0	0	0	0	0	5
Total Expenditures	4,226	0	4,226	0	0	0	0	0	0	0	0	0	0	4,226
BONDS	575	0	575	0	0	0	0	0	0	0	0	0	0	575
DEVELOPER CONTRIBUTION	116	0	116	0	0	0	0	0	0	0	0	0	0	116
EXCISE TAX BACKED BONDS	3,535	0	3,535	0	0	0	0	0	0	0	0	0	0	3,535
Total Funding	4,226	0	4,226	0	0	0	0	0	0	0	0	0	0	4,226

\$888,531 spent and encumbered through February 2021

\$540,792 spent and encumbered through February 2020

Project Status FY21 - Design in progress.

FY 2021 Budget	4,226	0	4,226	0	0	0	0	0	0	0	0	0		4,226
Difference 2021 / 2022	0	0	0	0	0	0	0	0	0	0	0	0	0	0

Project: J4173-FY2000 HANOVER ROAD IMPROVEMENTS

Description

A project for the study, design and reconstruction of the Hanover Road at Hi-Tech Road intersection. The project will realign the deficient horizontal and vertical curve to improve safety and capacity. Hanover Road and Hi-Tech Road are classified as minor collector roads.

Justification

This intersection provides access to Anne Arundel County from Hanover and Hi-Tech Roads. Hanover provides access to US1 and Hi-Tech provides access to MD100. The intersection has substandard horizontal and vertical geometry. Adjustments are also needed to coordinate with the State Highway Administration's future MD295 at Hanover Road interchange improvements.

Remarks

1. This project was identified in the Comprehensive Transportation Plan.
2. Project to be coordinated with SHA's MD295 at Hanover Road interchange improvements.

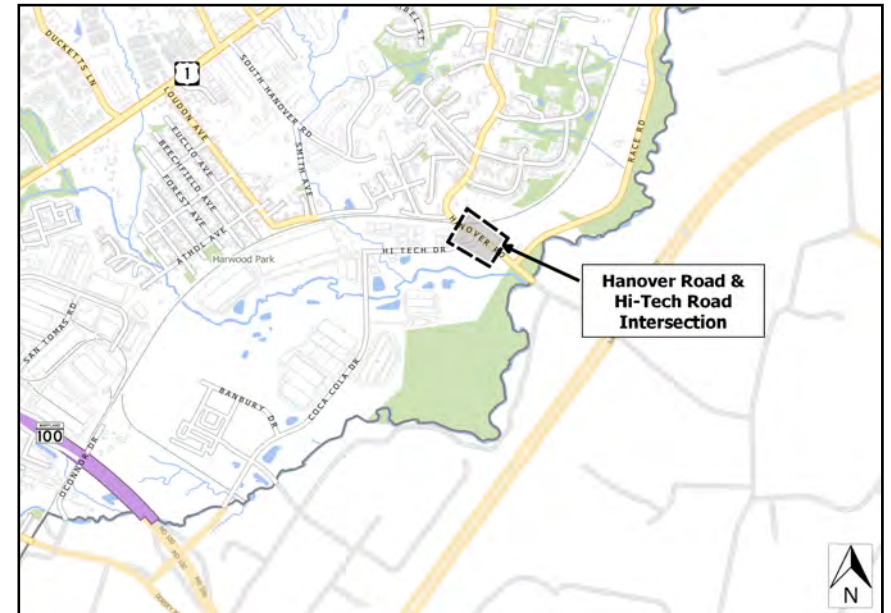
Project Schedule

- FY22 - Design
- FY23 - Land acquisition

Operating Budget Impact

Estimated annual maintenance costs upon construction completion: No Change.

FY2022 Bonds - Annual Debt Service Payment	0
FY2022 Bonds - 20-Year Total Debt Service Payment	0
Total Project Bonds - Annual Debt Service Payment	37,032
Total Project Bonds - 20-Year Total Debt Service Payment	740,641



Fiscal 2022 Capital Budget

ROAD CONSTRUCTION PROJECTS

Project: J4173-FY2000 HANOVER ROAD IMPROVEMENTS

(In Thousands)	Five Year Capital Program										Master Plan			
	Prior Appr.	FY2022 Budget	Appr. Total	Fiscal 2023	Fiscal 2024	Fiscal 2025	Fiscal 2026	Fiscal 2027	Sub Total	Fiscal 2028	Fiscal 2029	Fiscal 2030	Fiscal 2031	Total Project
PLANS & ENGINEERING	175	0	175	0	0	0	0	0	0	0	0	0	0	175
LAND ACQUISITION	265	0	265	0	0	0	0	0	0	0	0	0	0	265
CONSTRUCTION	185	0	185	0	0	0	0	0	0	0	0	0	0	185
ADMINISTRATION	10	0	10	0	0	0	0	0	0	0	0	0	0	10
Total Expenditures	635	0	635	0	0	0	0	0	0	0	0	0	0	635
BONDS	255	0	255	0	0	0	0	0	0	0	0	0	0	255
EXCISE TAX	150	0	150	0	0	0	0	0	0	0	0	0	0	150
EXCISE TAX BACKED BONDS	230	0	230	0	0	0	0	0	0	0	0	0	0	230
Total Funding	635	0	635	0	0	0	0	0	0	0	0	0	0	635

\$140,124 spent and encumbered through February 2021

\$140,124 spent and encumbered through February 2020

Project Status FY21 - Design in progress.

FY 2021 Budget	635	0	635	0	0	0	0	0	0	0	0	0		635
Difference 2021 / 2022	0	0	0	0	0	0	0	0	0	0	0	0	0	0

New engineering design concept reduced project costs.

Fiscal 2022 Capital Budget

ROAD CONSTRUCTION PROJECTS

Project: J4177-FY2001 STATE ROAD CONSTRUCTION

Description

A project for cost sharing of new State roadway construction within Howard County that is consistent with the objectives of the Plan Howard 2030.

Justification

The State Highway Administration (SHA) cannot proceed with these projects in a timely manner without financial assistance. The local funding will accelerate the construction of State roadways in order to address capacity and safety problems in the County network.

Remarks

1. Projects to be identified in coordination with Maryland SHA.
2. This project will be replaced with J4212 once MD108 at Centennial Lane intersection improvements are completed.
3. Recently amended MOU with MDOT SHA was executed in FY20.

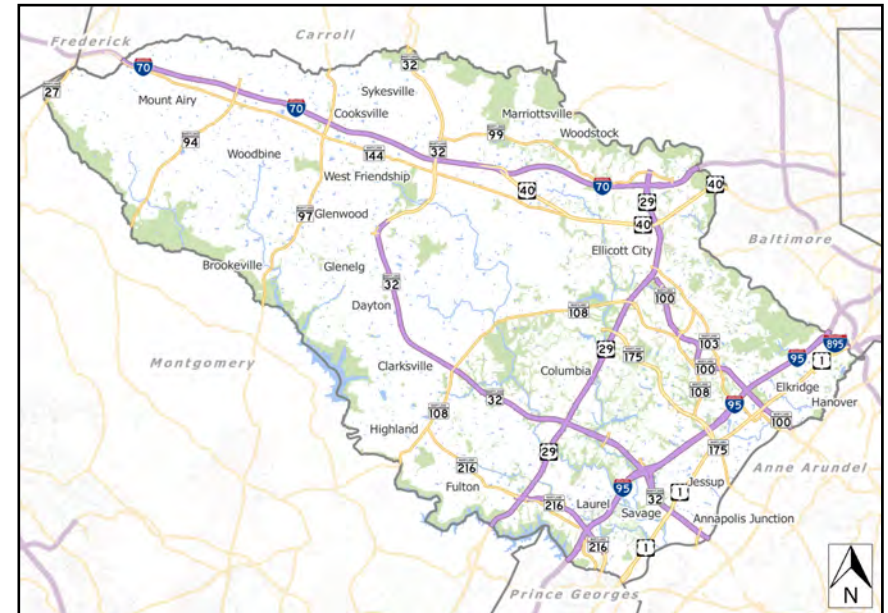
Project Schedule

Program
Set by State Highway Administration.

Operating Budget Impact

Estimated annual maintenance costs upon construction completion: No Change.

FY2022 Bonds - Annual Debt Service Payment	0
FY2022 Bonds - 20-Year Total Debt Service Payment	0
Total Project Bonds - Annual Debt Service Payment	1,583,521
Total Project Bonds - 20-Year Total Debt Service Payment	31,670,426



Fiscal 2022 Capital Budget

ROAD CONSTRUCTION PROJECTS

Project: J4177-FY2001 STATE ROAD CONSTRUCTION

(In Thousands)	Five Year Capital Program										Master Plan			
	Prior Appr.	FY2022 Budget	Appr. Total	Fiscal 2023	Fiscal 2024	Fiscal 2025	Fiscal 2026	Fiscal 2027	Sub Total	Fiscal 2028	Fiscal 2029	Fiscal 2030	Fiscal 2031	Total Project
PLANS & ENGINEERING	2,000	0	2,000	0	0	0	0	0	0	0	0	0	0	2,000
LAND ACQUISITION	1,500	0	1,500	0	0	0	0	0	0	0	0	0	0	1,500
CONSTRUCTION	21,090	0	21,090	0	0	0	0	0	0	0	0	0	0	21,090
ADMINISTRATION	0	0	0	0	0	0	0	0	0	0	0	0	0	0
Total Expenditures	24,590	0	24,590	0	0	0	0	0	0	0	0	0	0	24,590
BONDS	2,625	0	2,625	0	0	0	0	0	0	0	0	0	0	2,625
DEVELOPER CONTRIBUTION	51	0	51	0	0	0	0	0	0	0	0	0	0	51
EXCISE TAX	3,800	0	3,800	0	0	0	0	0	0	0	0	0	0	3,800
EXCISE TAX BACKED BONDS	18,114	0	18,114	0	0	0	0	0	0	0	0	0	0	18,114
Total Funding	24,590	0	24,590	0	0	0	0	0	0	0	0	0	0	24,590

\$19,018,265 spent and encumbered through February 2021

\$18,720,634 spent and encumbered through February 2020

Project Status FY21 - Projects in Design: MD108 at Centennial Lane intersection; construction to begin mid-2021.

Projects under Construction: MD108 at Sheppard Lane (work to be done in conjunction with T7101 and T7103).

Projects Complete: US40 at Rogers Avenue, I70-Marriottsville Rd Study, US29 (MD99 to MD100), MD216, and MD99 (Liter & Tiller).

FY 2021 Budget	24,590	0	24,590	0	0	0	0	0	0	0	0	0		24,590
Difference 2021 / 2022	0	0	0	0	0	0	0	0	0	0	0	0	0	0

Fiscal 2022 Capital Budget

ROAD CONSTRUCTION PROJECTS

Project: J4181-FY2003 GUILFORD RD (US1 to DORSEY RUN RD)

Description

This project is to study, design, and reconstruct Guilford Road to three lanes from US1 to Old Dorsey Run Road; a distance of 5,800 LF.

Justification

The existing road is sub-standard with varying width and limited capacity. Guilford Road is classified as a major collector in the Plan Howard 2030 and three lanes are needed to accommodate the increasing volume of commercial traffic.

Remarks

Phase 1: Improvement at the intersection of US Route 1 and Guilford Road.
Phase 2: Widening of Guilford Road between Stayton Drive and Old Dorsey Run Road.

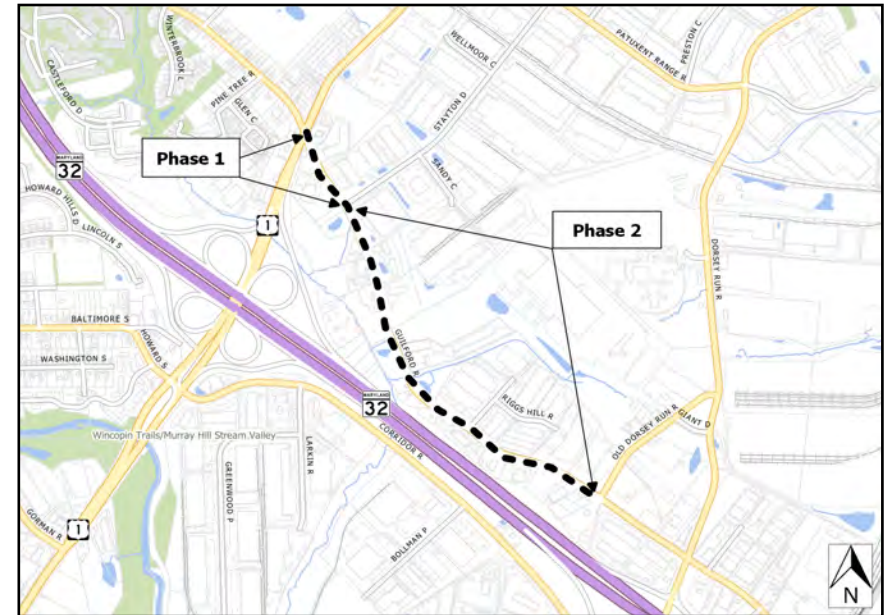
Project Schedule

FY22 - Design Phase 1
FY23 - Land acquisition and construction Phase 1
FY27 - Construction Phase 2

Operating Budget Impact

Estimated annual maintenance costs upon construction completion: \$19,000 per two lane miles of new roadway.

FY2022 Bonds - Annual Debt Service Payment	0
FY2022 Bonds - 20-Year Total Debt Service Payment	0
Total Project Bonds - Annual Debt Service Payment	117,205
Total Project Bonds - 20-Year Total Debt Service Payment	2,344,091



Fiscal 2022 Capital Budget

ROAD CONSTRUCTION PROJECTS

Project: J4181-FY2003 GUILFORD RD (US1 to DORSEY RUN RD)

(In Thousands)	Five Year Capital Program										Master Plan			
	Prior Appr.	FY2022 Budget	Appr. Total	Fiscal 2023	Fiscal 2024	Fiscal 2025	Fiscal 2026	Fiscal 2027	Sub Total	Fiscal 2028	Fiscal 2029	Fiscal 2030	Fiscal 2031	Total Project
PLANS & ENGINEERING	1,345	0	1,345	0	0	0	0	0	0	0	0	0	0	1,345
LAND ACQUISITION	530	0	530	0	0	0	0	0	0	0	0	0	0	530
CONSTRUCTION	0	0	0	0	0	0	0	0	0	0	0	0	0	0
ADMINISTRATION	15	0	15	0	0	0	0	0	0	0	0	0	0	15
Total Expenditures	1,890	0	1,890	0	0	0	0	0	0	0	0	0	0	1,890
DEVELOPER CONTRIBUTION	25	0	25	0	0	0	0	0	0	0	0	0	0	25
EXCISE TAX	330	0	330	0	0	0	0	0	0	0	0	0	0	330
EXCISE TAX BACKED BONDS	1,535	0	1,535	0	0	0	0	0	0	0	0	0	0	1,535
Total Funding	1,890	0	1,890	0	0	0	0	0	0	0	0	0	0	1,890

\$824,020 spent and encumbered through February 2021

\$824,020 spent and encumbered through February 2020

Project Status FY21 - Design of Phase 1 in progress.

FY 2021 Budget	1,890	0	1,890	0	0	0	0	12,300	12,300	0	0	0		14,190
Difference 2021 / 2022	0	0	0	0	0	0	0	(12,300)	(12,300)	0	0	0	0	(12,300)

Project: J4182-FY2002 DORSEY RUN ROAD IMPROVEMENTS

Description

This project is to study, design and reconstruct Dorsey Run Road to four lanes from MD175 south to the CSX railroad spur crossing; a distance of 6,000 LF.

Justification

The existing road is sub-standard with varying width and limited capacity. Dorsey Run Road is classified in the Plan Howard 2030 as a major collector and four lanes are needed to accommodate the increasing volumes of traffic.

Remarks

This project will be coordinated with J4110-2 and J4148-C. This project will be constructed in one phase because all the utilities must be relocated before construction can begin.

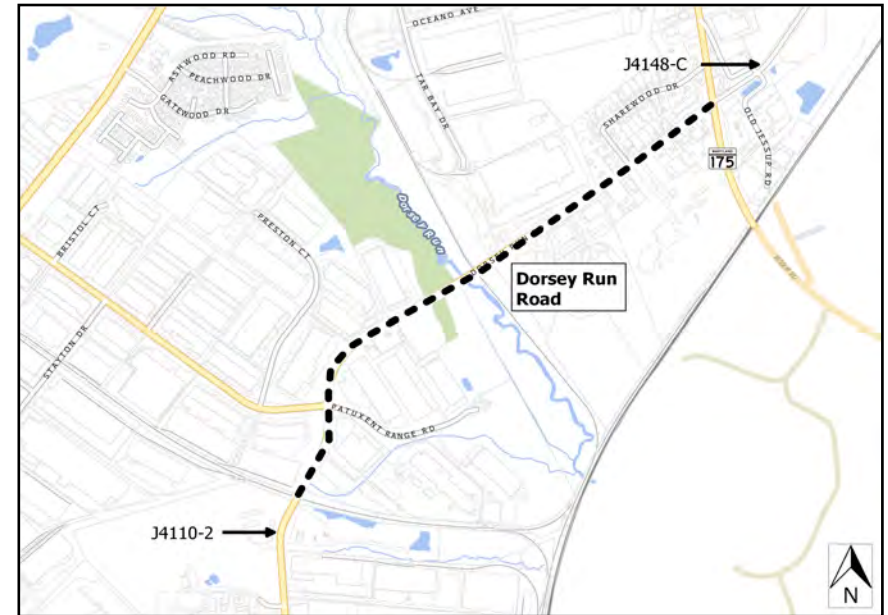
Project Schedule

- FY22 - Design
- FY23 - Land acquisition
- FY28 - Construction

Operating Budget Impact

Estimated annual maintenance costs upon completion: \$19,000 per two lane mile of new roadway.

FY2022 Bonds - Annual Debt Service Payment	0
FY2022 Bonds - 20-Year Total Debt Service Payment	0
Total Project Bonds - Annual Debt Service Payment	955,198
Total Project Bonds - 20-Year Total Debt Service Payment	19,103,960



Fiscal 2022 Capital Budget

ROAD CONSTRUCTION PROJECTS

Project: J4182-FY2002 DORSEY RUN ROAD IMPROVEMENTS

(In Thousands)	Five Year Capital Program										Master Plan			
	Prior Appr.	FY2022 Budget	Appr. Total	Fiscal 2023	Fiscal 2024	Fiscal 2025	Fiscal 2026	Fiscal 2027	Sub Total	Fiscal 2028	Fiscal 2029	Fiscal 2030	Fiscal 2031	Total Project
PLANS & ENGINEERING	1,840	0	1,840	0	0	0	0	0	0	0	0	0	0	1,840
LAND ACQUISITION	900	0	900	0	0	0	0	0	0	0	0	0	0	900
CONSTRUCTION	535	0	535	0	0	0	0	0	0	11,785	0	0	0	12,320
ADMINISTRATION	25	0	25	0	0	0	0	0	0	0	0	0	0	25
Total Expenditures	3,300	0	3,300	0	0	0	0	0	0	11,785	0	0	0	15,085
BONDS	300	0	300	0	0	0	0	0	0	11,785	0	0	0	12,085
DEVELOPER CONTRIBUTION	35	0	35	0	0	0	0	0	0	0	0	0	0	35
EXCISE TAX	2,540	0	2,540	0	0	0	0	0	0	0	0	0	0	2,540
EXCISE TAX BACKED BONDS	425	0	425	0	0	0	0	0	0	0	0	0	0	425
Total Funding	3,300	0	3,300	0	0	0	0	0	0	11,785	0	0	0	15,085

\$970,542 spent and encumbered through February 2021

\$970,542 spent and encumbered through February 2020

Project Status FY21 - Project is under design

FY 2021 Budget	3,300	0	3,300	0	0	0	0	0	0	11,785	0	0		15,085
Difference 2021 / 2022	0	0	0	0	0	0	0	0	0	0	0	0	0	0

Project deferred due to funding constraints.

Fiscal 2022 Capital Budget

ROAD CONSTRUCTION PROJECTS

Project: J4202-FY2004 STEPHENS ROAD IMPROVEMENTS

Description

A project for the design and reconstruction of Stephens Road from Whiskey Bottom Road to Gorman Road.

Justification

The road and bridge need to be widened and raised out of the floodplain to accommodate the increased traffic due to growth in the vicinity.

Remarks

Developers have made improvements related to the adequate public facilities requirements.

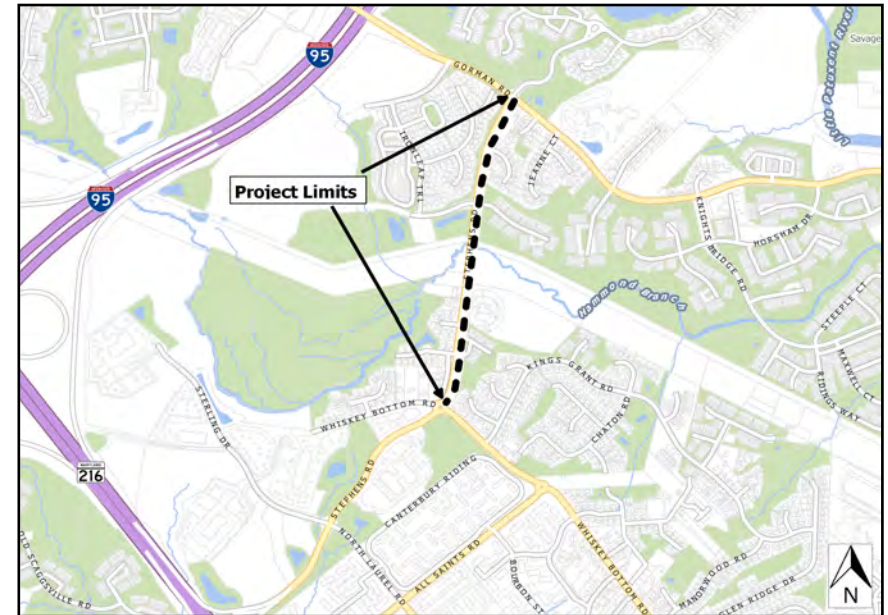
Project Schedule

FY22 - Construction and Closeout

Operating Budget Impact

Estimated annual maintenance costs upon construction completion: \$19,000 per two-lane mile of new roadway.

FY2022 Bonds - Annual Debt Service Payment	0
FY2022 Bonds - 20-Year Total Debt Service Payment	0
Total Project Bonds - Annual Debt Service Payment	695,592
Total Project Bonds - 20-Year Total Debt Service Payment	13,911,837



Fiscal 2022 Capital Budget

ROAD CONSTRUCTION PROJECTS

Project: J4202-FY2004 STEPHENS ROAD IMPROVEMENTS

(In Thousands)	Five Year Capital Program										Master Plan			
	Prior Appr.	FY2022 Budget	Appr. Total	Fiscal 2023	Fiscal 2024	Fiscal 2025	Fiscal 2026	Fiscal 2027	Sub Total	Fiscal 2028	Fiscal 2029	Fiscal 2030	Fiscal 2031	Total Project
PLANS & ENGINEERING	1,455	0	1,455	0	0	0	0	0	0	0	0	0	0	1,455
LAND ACQUISITION	1,095	0	1,095	0	0	0	0	0	0	0	0	0	0	1,095
CONSTRUCTION	6,600	0	6,600	0	0	0	0	0	0	0	0	0	0	6,600
ADMINISTRATION	10	0	10	0	0	0	0	0	0	0	0	0	0	10
Total Expenditures	9,160	0	9,160	0	0	0	0	0	0	0	0	0	0	9,160
DEVELOPER CONTRIBUTION	50	0	50	0	0	0	0	0	0	0	0	0	0	50
EXCISE TAX BACKED BONDS	9,110	0	9,110	0	0	0	0	0	0	0	0	0	0	9,110
Total Funding	9,160	0	9,160	0	0	0	0	0	0	0	0	0	0	9,160

\$8,120,058 spent and encumbered through February 2021

\$7,718,150 spent and encumbered through February 2020

Project Status FY21 - Construction is ongoing

FY 2021 Budget	9,160	0	9,160	0	0	0	0	0	0	0	0	0		9,160
Difference 2021 / 2022	0	0	0	0	0	0	0	0	0	0	0	0	0	0

None.

Project: J4205-FY2006 MARRIOTTSVILLE ROAD IMPROVEMENTS

Description

A project to widen Marriottsville Road from MD99 to US40, including the Marriottsville Road bridge over I-70. Marriottsville Road is classified as an intermediate arterial.

Justification

Increased traffic and new development will necessitate the improvement of the road.

Remarks

1. The County may enter into agreements with the developers to construct the County improvements.
2. The County will coordinate with the State Highway Administration regarding design requirements.
3. Developers will be directly responsible for some of the construction and associated costs of the Marriottsville Road improvements.
4. Project to be coordinated with J4215 at US40 intersection.
5. MOU executed between County and SHA for TMDL design and construction. OTHER SOURCES represents SHA's cost share. SHA issued STOP WORK order effective July 1, 2020 for TMDL design due to forecasted budget constraints.
6. The improvements will be constructed in four phases.
 - Phase I will be from I-70 to MD99 intersection.
 - Phase II will be the improvements to the ramp for I-70 eastbound.
 - Phase III will be the roadway portion south of the I-70 bridge.
 - Phase IV will be the construction of the I-70 bridge and road improvements.

Project Schedule

Program

Operating Budget Impact

Estimated annual maintenance costs upon construction completion: \$19,000 per two-lane mile of new roadway.

FY2022 Bonds - Annual Debt Service Payment	0
FY2022 Bonds - 20-Year Total Debt Service Payment	0
Total Project Bonds - Annual Debt Service Payment	1,927,958
Total Project Bonds - 20-Year Total Debt Service Payment	38,559,152



Fiscal 2022 Capital Budget

ROAD CONSTRUCTION PROJECTS

Project: J4205-FY2006 MARRIOTTSTVILLE ROAD IMPROVEMENTS

(In Thousands)	Five Year Capital Program										Master Plan			
	Prior Appr.	FY2022 Budget	Appr. Total	Fiscal 2023	Fiscal 2024	Fiscal 2025	Fiscal 2026	Fiscal 2027	Sub Total	Fiscal 2028	Fiscal 2029	Fiscal 2030	Fiscal 2031	Total Project
PLANS & ENGINEERING	2,550	0	2,550	0	0	0	0	0	0	2,375	0	0	0	4,925
LAND ACQUISITION	800	0	800	0	0	0	0	0	0	0	0	0	0	800
CONSTRUCTION	2,605	0	2,605	0	0	0	3,000	3,000	6,000	12,000	0	0	0	20,605
ADMINISTRATION	0	0	0	0	0	0	0	0	0	0	0	0	0	0
Total Expenditures	5,955	0	5,955	0	0	0	3,000	3,000	6,000	14,375	0	0	0	26,330
BONDS	0	0	0	0	0	0	3,000	3,000	6,000	14,375	0	0	0	20,375
EXCISE TAX	250	0	250	0	0	0	0	0	0	0	0	0	0	250
OTHER SOURCES	830	0	830	0	0	0	0	0	0	0	0	0	0	830
EXCISE TAX BACKED BONDS	4,875	0	4,875	0	0	0	0	0	0	0	0	0	0	4,875
Total Funding	5,955	0	5,955	0	0	0	3,000	3,000	6,000	14,375	0	0	0	26,330

\$2,778,291 spent and encumbered through February 2021

\$2,710,132 spent and encumbered through February 2020

Project Status FY21 - Phase IV (I-70 bridge replacement) design underway.

FY 2021 Budget	5,955	0	5,955	0	0	3,000	3,000	14,375	20,375	0	0	0		26,330
Difference 2021 / 2022	0	0	0	0	0	(3,000)	0	(11,375)	(14,375)	14,375	0	0	0	0

Project deferred due to funding constraints.

Project: J4206-FY2007 MONTEVIDEO ROAD IMPROVEMENTS

Description

A project to improve Montevideo Road as detailed in the Montevideo Road Study. These improvements include adjustments to vertical and horizontal alignment and will be made in two phases. Phase one will relocate the connection to US1 to be directly across from Port Capital Drive. Phase two will improve the section of the road from Dorsey Run Road to the end of the relocation. Montevideo Road is classified as a major collector roadway.

Justification

Montevideo Road is expected to have a significant increase in traffic in the coming years and these improvements will help accommodate that traffic.

Remarks

1. Project to be coordinated with J4148 (Dorsey Run Road Extended), J4241 (US1 - MD175 to Montevideo Road) and F5975 (Route One Fire Station).
2. This project may be used as a funding source for public improvements constructed by others under an agreement approved by the County Council.

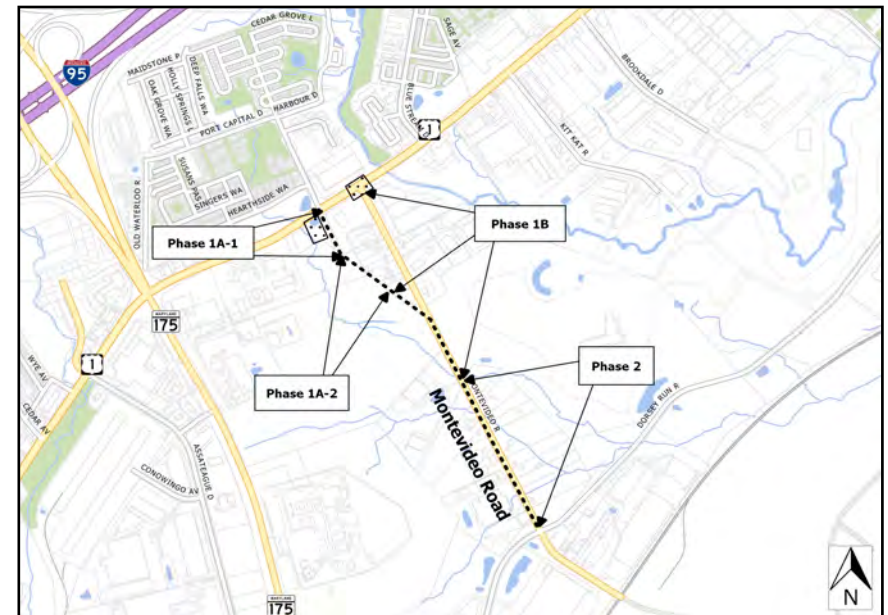
Project Schedule

- FY22-FY23 - Land acquisition and construction Phase 1A-2 and 1B
- FY24 - Construction Phase 1B

Operating Budget Impact

Estimated annual maintenance costs upon completion: \$19,000 per two-lane mile of new roadway.

FY2022 Bonds - Annual Debt Service Payment	0
FY2022 Bonds - 20-Year Total Debt Service Payment	0
Total Project Bonds - Annual Debt Service Payment	1,297,649
Total Project Bonds - 20-Year Total Debt Service Payment	25,952,982



Fiscal 2022 Capital Budget

ROAD CONSTRUCTION PROJECTS

Project: J4206-FY2007 MONTEVIDEO ROAD IMPROVEMENTS

(In Thousands)	Five Year Capital Program										Master Plan			
	Prior Appr.	FY2022 Budget	Appr. Total	Fiscal 2023	Fiscal 2024	Fiscal 2025	Fiscal 2026	Fiscal 2027	Sub Total	Fiscal 2028	Fiscal 2029	Fiscal 2030	Fiscal 2031	Total Project
PLANS & ENGINEERING	1,280	0	1,280	0	0	0	0	0	0	0	0	0	0	1,280
LAND ACQUISITION	3,175	0	3,175	0	0	0	0	0	0	0	0	0	0	3,175
CONSTRUCTION	6,475	0	6,475	0	0	0	0	0	0	0	6,125	0	0	12,600
ADMINISTRATION	0	0	0	0	0	0	0	0	0	0	0	0	0	0
Total Expenditures	10,930	0	10,930	0	0	0	0	0	0	0	6,125	0	0	17,055
BONDS	1,755	0	1,755	0	0	0	0	0	0	0	6,125	0	0	7,880
DEVELOPER CONTRIBUTION	60	0	60	0	0	0	0	0	0	0	0	0	0	60
EXCISE TAX BACKED BONDS	9,115	0	9,115	0	0	0	0	0	0	0	0	0	0	9,115
Total Funding	10,930	0	10,930	0	0	0	0	0	0	0	6,125	0	0	17,055

\$7,140,472 spent and encumbered through February 2021

\$6,331,710 spent and encumbered through February 2020

Project Status FY21 - Phase 1A-2 (New Fire Station access) under construction.

Construction complete: Phase 1A-1.

FY 2021 Budget	10,930	0	10,930	0	0	0	0	0	0	0	6,125	0	0	17,055
Difference 2021 / 2022	0	0	0	0	0	0	0	0	0	0	0	0	0	0

Phase 2 of project deferred due to funding constraints.

Fiscal 2022 Capital Budget

ROAD CONSTRUCTION PROJECTS

Project: J4207-FY2009 OAKLAND MILLS ROAD IMPROVEMENTS

Description

A project to improve Oakland Mills Road from Guilford Road northward to Carters Lane. The improvements would include road widening, sidewalk, curb and gutter and bicycle compatibility. At present this section of road is two lanes with no sidewalks and poor drainage. A traffic signal will be installed at the Oakland Mills & Guilford Road intersection.

Justification

Requested by the Bureau of Highways.

Remarks

1. This work will be coordinated with the church development at the corner of Guilford Road and Oakland Mills Road.
2. Project to incorporate former K5041 sidewalks.
3. Project to be phased to allow construction of Guilford & Oakland Mills traffic signal.

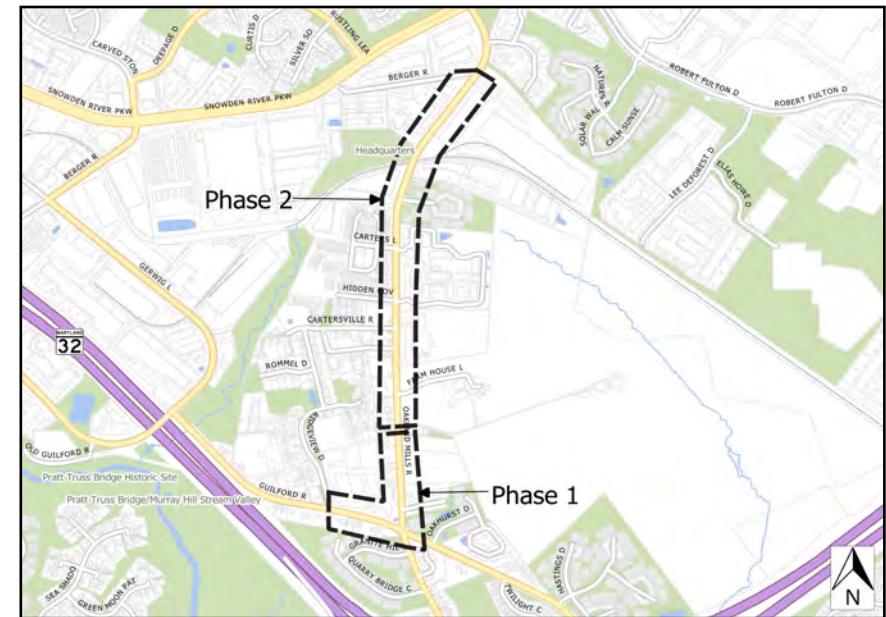
Project Schedule

- FY22 - Construction Phase 1 and Design Phase 2
- FY23 - Complete Phase 1 construction; Phase 2 Land acquisition
- FY24 - Construction Phase 2

Operating Budget Impact

Estimated annual maintenance costs upon construction completion: \$19,000 per two-lane mile of new roadway.

FY2022 Bonds - Annual Debt Service Payment	0
FY2022 Bonds - 20-Year Total Debt Service Payment	0
Total Project Bonds - Annual Debt Service Payment	464,619
Total Project Bonds - 20-Year Total Debt Service Payment	9,292,374



Fiscal 2022 Capital Budget

ROAD CONSTRUCTION PROJECTS

Project: J4207-FY2009 OAKLAND MILLS ROAD IMPROVEMENTS

(In Thousands)	Five Year Capital Program										Master Plan			
	Prior Appr.	FY2022 Budget	Appr. Total	Fiscal 2023	Fiscal 2024	Fiscal 2025	Fiscal 2026	Fiscal 2027	Sub Total	Fiscal 2028	Fiscal 2029	Fiscal 2030	Fiscal 2031	Total Project
PLANS & ENGINEERING	596	0	596	0	0	0	0	0	0	0	0	0	0	596
LAND ACQUISITION	2,000	0	2,000	0	0	0	0	0	0	0	0	0	0	2,000
CONSTRUCTION	3,500	0	3,500	0	0	0	0	0	0	0	0	0	0	3,500
Total Expenditures	6,096	0	6,096	0	0	0	0	0	0	0	0	0	0	6,096
BONDS	185	0	185	0	0	0	0	0	0	0	0	0	0	185
DEVELOPER CONTRIBUTION	11	0	11	0	0	0	0	0	0	0	0	0	0	11
EXCISE TAX BACKED BONDS	5,900	0	5,900	0	0	0	0	0	0	0	0	0	0	5,900
Total Funding	6,096	0	6,096	0	0	0	0	0	0	0	0	0	0	6,096

\$679,385 spent and encumbered through February 2021

\$639,074 spent and encumbered through February 2020

Project Status FY21 - Construction Phase 1 underway. Total individual property acquisitions required (Phase 2): 11.

FY 2021 Budget	6,096	0	6,096	0	0	0	0	0	0	0	0	0		6,096
Difference 2021 / 2022	0	0	0	0	0	0	0	0	0	0	0	0	0	0

Fiscal 2022 Capital Budget

ROAD CONSTRUCTION PROJECTS

Project: J4211-FY2007 ROADWAY CAPACITY IMPROVEMENTS

Description

A project to provide increased capacity and safety on various County roads and intersections.

Justification

This project is consistent with recommendations provided in the Comprehensive Transportation Plan.

Remarks

This project replaces J4164.

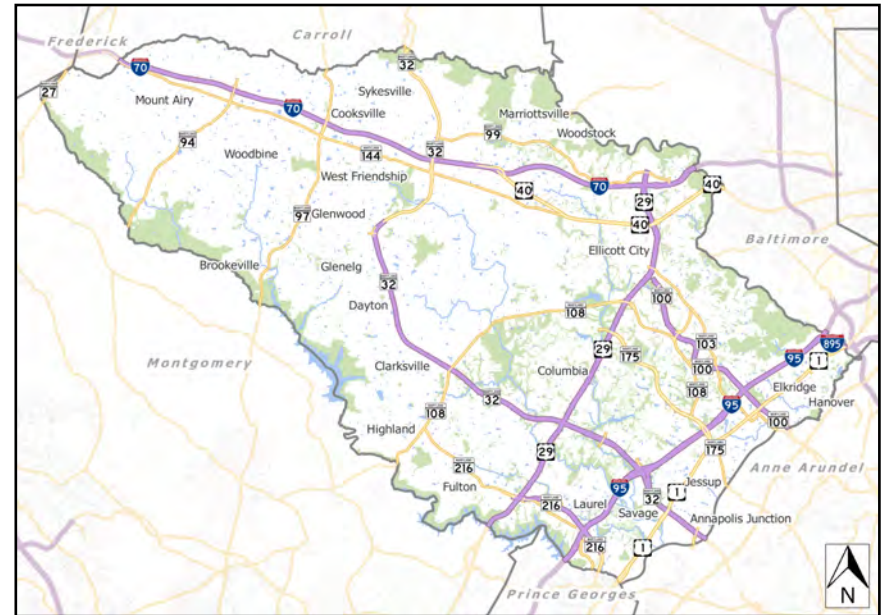
Project Schedule

Program

Operating Budget Impact

Estimated annual maintenance costs upon construction completion: \$19,000 per two-lane mile of new roadway.

FY2022 Bonds - Annual Debt Service Payment	0
FY2022 Bonds - 20-Year Total Debt Service Payment	0
Total Project Bonds - Annual Debt Service Payment	129,803
Total Project Bonds - 20-Year Total Debt Service Payment	2,596,062



Fiscal 2022 Capital Budget

ROAD CONSTRUCTION PROJECTS

Project: J4211-FY2007 ROADWAY CAPACITY IMPROVEMENTS

(In Thousands)	Five Year Capital Program										Master Plan			
	Prior Appr.	FY2022 Budget	Appr. Total	Fiscal 2023	Fiscal 2024	Fiscal 2025	Fiscal 2026	Fiscal 2027	Sub Total	Fiscal 2028	Fiscal 2029	Fiscal 2030	Fiscal 2031	Total Project
PLANS & ENGINEERING	225	0	225	0	0	0	0	0	0	0	0	0	0	225
LAND ACQUISITION	100	0	100	0	0	0	0	0	0	0	0	0	0	100
CONSTRUCTION	1,375	0	1,375	0	0	0	0	0	0	0	0	0	0	1,375
Total Expenditures	1,700	0	1,700	0	0	0	0	0	0	0	0	0	0	1,700
BONDS	400	0	400	0	0	0	0	0	0	0	0	0	0	400
EXCISE TAX BACKED BONDS	1,300	0	1,300	0	0	0	0	0	0	0	0	0	0	1,300
Total Funding	1,700	0	1,700	0	0	0	0	0	0	0	0	0	0	1,700

\$983,176 spent and encumbered through February 2021

\$725,759 spent and encumbered through February 2020

Project Status FY21 - Design of Gorman Road at Skylark Blvd. underway

Projects completed: Dobbin Rd at Dobbin Center Way, Long Gate Pkwy, Snowden River Pkwy near MD108, Snowden River Pkwy at Snowden Square Dr., Twin Rivers Rd at Lynx Ln.

FY 2021 Budget	1,700	0	1,700	0	0	0	0	0	0	0	0	0		1,700
Difference 2021 / 2022	0	0	0	0	0	0	0	0	0	0	0	0	0	0

Fiscal 2022 Capital Budget

ROAD CONSTRUCTION PROJECTS

Project: J4212-FY2007 STATE ROAD CONSTRUCTION

Description

A project for cost sharing of new State roadway construction within Howard County that is consistent with the objectives of the Plan Howard 2030.

Justification

The State Highway Administration (SHA) cannot proceed with these projects in a timely manner without financial assistance. The local funding will accelerate the construction of State roadways in order to address capacity and safety problems in the County network.

Remarks

1. This project replaces J4177
2. Projects will be mutually identified by the State and County and prioritized by need.
3. Projects include: MD32 dualization, MD97 at Burntwoods Road, MD103 at Old Columbia Pike and US1 at MD103.
4. Grant represents State Aid Funds.
5. DEVELOPER CONTRIBUTION represents funds from adjacent development for the US1 and MD103 intersection improvements.

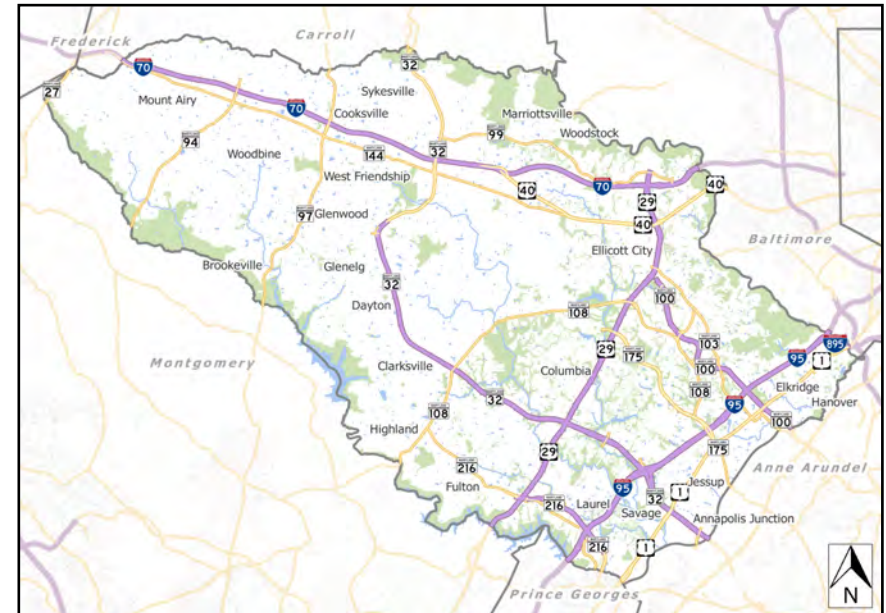
Project Schedule

Program

Operating Budget Impact

Estimated annual maintenance costs upon construction completion: No Change.

FY2022 Bonds - Annual Debt Service Payment	0
FY2022 Bonds - 20-Year Total Debt Service Payment	0
Total Project Bonds - Annual Debt Service Payment	2,561,702
Total Project Bonds - 20-Year Total Debt Service Payment	51,234,041



Fiscal 2022 Capital Budget

ROAD CONSTRUCTION PROJECTS

Project: J4212-FY2007 STATE ROAD CONSTRUCTION

(In Thousands)	Five Year Capital Program										Master Plan			
	Prior Appr.	FY2022 Budget	Appr. Total	Fiscal 2023	Fiscal 2024	Fiscal 2025	Fiscal 2026	Fiscal 2027	Sub Total	Fiscal 2028	Fiscal 2029	Fiscal 2030	Fiscal 2031	Total Project
PLANS & ENGINEERING	3,200	0	3,200	0	0	0	0	0	0	0	0	0	0	3,200
LAND ACQUISITION	2,500	0	2,500	0	0	0	0	0	0	0	0	0	0	2,500
CONSTRUCTION	30,000	0	30,000	0	0	0	0	0	0	0	0	0	0	30,000
ADMINISTRATION	0	0	0	0	0	0	0	0	0	0	0	0	0	0
Total Expenditures	35,700	0	35,700	0	0	0	0	0	0	0	0	0	0	35,700
BONDS	300	0	300	0	0	0	0	0	0	0	0	0	0	300
DEVELOPER CONTRIBUTION	350	0	350	0	0	0	0	0	0	0	0	0	0	350
EXCISE TAX	500	0	500	0	0	0	0	0	0	0	0	0	0	500
GRANTS	1,300	0	1,300	0	0	0	0	0	0	0	0	0	0	1,300
EXCISE TAX BACKED BONDS	33,250	0	33,250	0	0	0	0	0	0	0	0	0	0	33,250
Total Funding	35,700	0	35,700	0	0	0	0	0	0	0	0	0	0	35,700

\$33,420,370 spent and encumbered through February 2021

\$32,576,589 spent and encumbered through February 2020

Project Status FY21 - In design: MD103 at Old Columbia Pike; US1 at MD103.

Projects in Construction: MD32 dualization, Phase II from Linden Church Rd. to MD144.

Completed: MD32 at Linden Church interchange, MD32 dualization Phase I from MD108 to Linden Church Rd. and MD97 at Burntwoods.

FY 2021 Budget	35,700	0	35,700	0	0	0	0	2,350	2,350	0	0	0		38,050
Difference 2021 / 2022	0	0	0	0	0	0	0	(2,350)	(2,350)	0	0	0	0	(2,350)

Project: J4214-FY2007 GUILFORD AT VOLLMERHAUSEN IMPROVEMENTS

Description

A project to design and construct improvements to the intersection of Guilford Road at Vollmerhausen Road and along Guilford Road to the west towards Carroll Heights Ave.

Justification

The vertical curve on Guilford Road creates problems for the traffic at the intersection with Vollmerhausen. Project was requested by the Traffic Division and the Community.

Remarks

1. A study determined the most feasible improvements include: improving a vertical curve, widening lanes, signalization at the intersection and pedestrian enhancements.
2. Project will be coordinated with K5040 and S6268.
3. Project will be phased.
 - Phase 1: Install signal and relocate utilities.
 - Phase 2: Sight distance, pedestrian and drainage improvements.

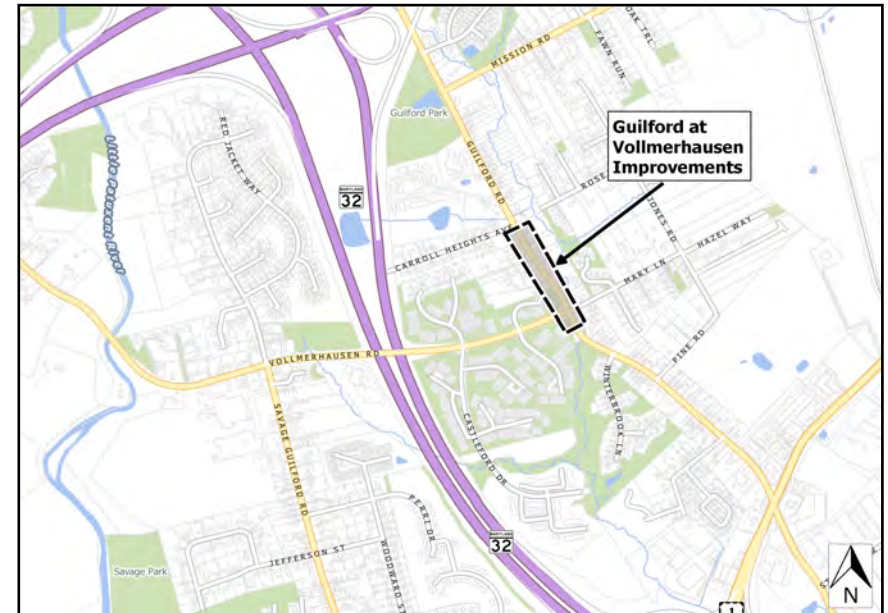
Project Schedule

FY22 - Complete and Close

Operating Budget Impact

Estimated annual maintenance costs upon construction completion: Increase.

FY2022 Bonds - Annual Debt Service Payment	0
FY2022 Bonds - 20-Year Total Debt Service Payment	0
Total Project Bonds - Annual Debt Service Payment	270,296
Total Project Bonds - 20-Year Total Debt Service Payment	5,405,917



Fiscal 2022 Capital Budget

ROAD CONSTRUCTION PROJECTS

Project: J4214-FY2007 GUILFORD AT VOLLMERHAUSEN IMPROVEMENTS

(In Thousands)	Five Year Capital Program									Master Plan				
	Prior Appr.	FY2022 Budget	Appr. Total	Fiscal 2023	Fiscal 2024	Fiscal 2025	Fiscal 2026	Fiscal 2027	Sub Total	Fiscal 2028	Fiscal 2029	Fiscal 2030	Fiscal 2031	Total Project
PLANS & ENGINEERING	470	0	470	0	0	0	0	0	0	0	0	0	0	470
LAND ACQUISITION	245	0	245	0	0	0	0	0	0	0	0	0	0	245
CONSTRUCTION	2,825	0	2,825	0	0	0	0	0	0	0	0	0	0	2,825
Total Expenditures	3,540	0	3,540	0	0	0	0	0	0	0	0	0	0	3,540
BONDS	2,970	0	2,970	0	0	0	0	0	0	0	0	0	0	2,970
EXCISE TAX BACKED BONDS	570	0	570	0	0	0	0	0	0	0	0	0	0	570
Total Funding	3,540	0	3,540	0	0	0	0	0	0	0	0	0	0	3,540

\$3,354,217 spent and encumbered through February 2021

\$3,195,064 spent and encumbered through February 2020

Project Status FY21 - Phase 2 construction complete. Water main protection project complete.

Construction complete: Phase 1 Traffic signal and pedestrian improvements

FY 2021 Budget	3,540	0	3,540	0	0	0	0	0	0	0	0	0		3,540
Difference 2021 / 2022	0	0	0	0	0	0	0	0	0	0	0	0	0	0

Project: J4215-FY2007 MARRIOTTSVILLE ROAD from US40 to MD144

Description

Realignment and shoulder improvements to Marriottsville Road from US40 to MD144. Marriottsville Road is classified as a Major Collector.

Justification

Increased traffic will necessitate the improvements to the road. Project requested by the Traffic Division.

Remarks

1. The County is coordinating with the State Highway Administration regarding the improvements at US40 and MD144.
2. Project to be coordinated with J4205 at US40.
3. The improvements will be constructed in phases. Phase I will be the US40 intersection to Douglas Ave to the south. Phase II will continue the widening of Marriottsville Rd from Douglas Ave to MD144.

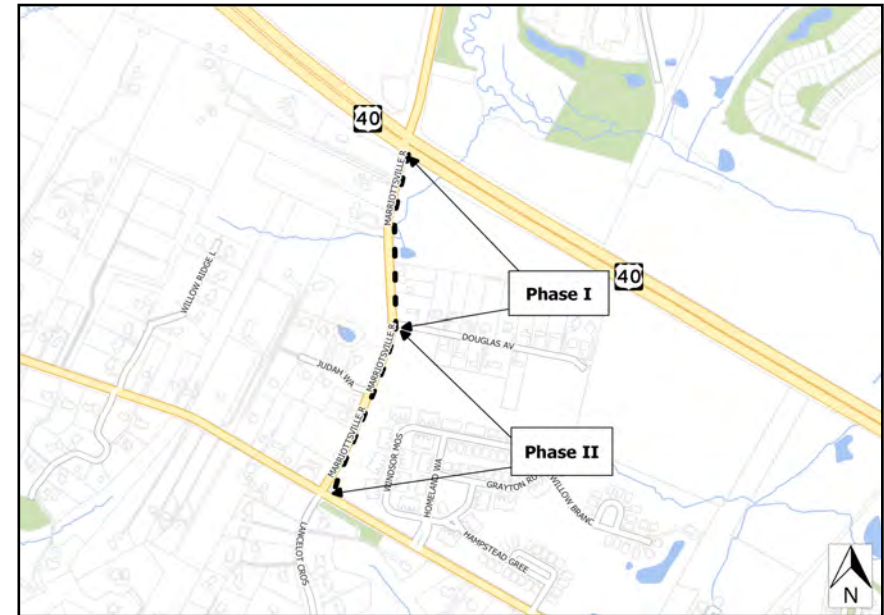
Project Schedule

- FY22 - Design and Land Acquisition Phase I
- FY23 - Construction Phase I, Design Phase II
- FY24 - Complete Phase I Construction; Design and Land Acquisition Phase II

Operating Budget Impact

Estimated annual maintenance costs upon construction completion: \$19,000 per two lane mile of new roadway.

FY2022 Bonds - Annual Debt Service Payment	0
FY2022 Bonds - 20-Year Total Debt Service Payment	0
Total Project Bonds - Annual Debt Service Payment	671,158
Total Project Bonds - 20-Year Total Debt Service Payment	13,423,166



Fiscal 2022 Capital Budget

ROAD CONSTRUCTION PROJECTS

Project: J4215-FY2007 MARRIOTTSTVILLE ROAD from US40 to MD144

(In Thousands)	Five Year Capital Program									Master Plan				
	Prior Appr.	FY2022 Budget	Appr. Total	Fiscal 2023	Fiscal 2024	Fiscal 2025	Fiscal 2026	Fiscal 2027	Sub Total	Fiscal 2028	Fiscal 2029	Fiscal 2030	Fiscal 2031	Total Project
PLANS & ENGINEERING	1,340	0	1,340	200	0	0	0	0	200	0	0	0	0	1,540
LAND ACQUISITION	1,500	0	1,500	700	0	0	0	0	700	0	0	0	0	2,200
CONSTRUCTION	3,200	0	3,200	2,100	0	0	0	0	2,100	0	0	0	0	5,300
Total Expenditures	6,040	0	6,040	3,000	0	0	0	0	3,000	0	0	0	0	9,040
BONDS	300	0	300	3,000	0	0	0	0	3,000	0	0	0	0	3,300
EXCISE TAX	250	0	250	0	0	0	0	0	0	0	0	0	0	250
EXCISE TAX BACKED BONDS	5,490	0	5,490	0	0	0	0	0	0	0	0	0	0	5,490
Total Funding	6,040	0	6,040	3,000	0	0	0	0	3,000	0	0	0	0	9,040

\$965,205 spent and encumbered through February 2021

\$959,715 spent and encumbered through February 2020

Project Status FY21 - Design and land acquisition in progress. Total individual property acquisitions required (Phase I): 6

FY 2021 Budget	6,040	0	6,040	3,000	0	0	0	0	3,000	0	0	0		9,040
Difference 2021 / 2022	0	0	0	0	0	0	0	0	0	0	0	0	0	0

No additional construction is needed for the coming fiscal year.

Fiscal 2022 Capital Budget

ROAD CONSTRUCTION PROJECTS

Project: J4219-FY2015 ENGINEERING STUDY PROGRAM

Description

A project for engineering roads to conform to the Plan Howard 2030 Highways Map to evaluate realignment schemes and to support the transportation and safety needs of the County. This effort will also address those roads identified by the Department of Planning and Zoning and-or Public Works as a result of traffic impact studies or engineering observations.

Justification

Preliminary engineering studies must be conducted to determine the right-of-way needs and alignments of future developer roads and existing roads impacted by the General Plan so that the resultant network is functional and safe. Studies done under this program are considered a refinement to the General Plan.

Remarks

1. Several locations identified to assess substandard geometry and operations.
2. Funding request represents costs mandated by CR120-2019 to produce a Complete Streets Design Manual.

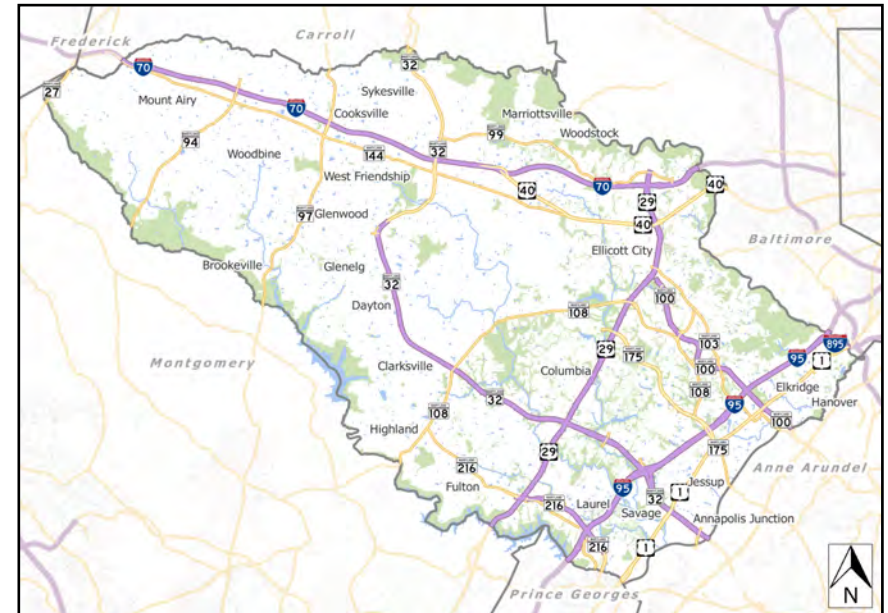
Project Schedule

Program

Operating Budget Impact

Estimated annual maintenance costs upon construction completion: No Change.

FY2022 Bonds - Annual Debt Service Payment	0
FY2022 Bonds - 20-Year Total Debt Service Payment	0
Total Project Bonds - Annual Debt Service Payment	0
Total Project Bonds - 20-Year Total Debt Service Payment	0



Fiscal 2022 Capital Budget

ROAD CONSTRUCTION PROJECTS

Project: J4219-FY2015 ENGINEERING STUDY PROGRAM

(In Thousands)	Five Year Capital Program										Master Plan			
	Prior Appr.	FY2022 Budget	Appr. Total	Fiscal 2023	Fiscal 2024	Fiscal 2025	Fiscal 2026	Fiscal 2027	Sub Total	Fiscal 2028	Fiscal 2029	Fiscal 2030	Fiscal 2031	Total Project
PLANS & ENGINEERING	580	100	680	0	100	0	0	0	100	0	0	0	0	780
LAND ACQUISITION	0	0	0	0	0	0	0	0	0	0	0	0	0	0
Total Expenditures	580	100	680	0	100	0	0	0	100	0	0	0	0	780
PAY AS YOU GO	580	100	680	0	100	0	0	0	100	0	0	0	0	780
Total Funding	580	100	680	0	100	0	0	0	100	0	0	0	0	780

\$199,236 spent and encumbered through February 2021

\$199,283 spent and encumbered through February 2020

Project Status FY21 - Finalization of Complete Streets design manual underway.

Completed Studies: Landing Road at Montgomery Road and Marshalee at Montgomery Road intersection studies and Clarksville Parking Study

FY 2021 Budget	580	100	680	0	100	0	0	0	100	0	0	0		780
Difference 2021 / 2022	0	0	0	0	0	0	0	0	0	0	0	0	0	0

Several locations identified to assess substandard geometrics and operations.

Fiscal 2022 Capital Budget

ROAD CONSTRUCTION PROJECTS

Project: J4220-FY2014 DEVELOPER/COUNTY SHARED IMPROVEMENTS

Description

A project to facilitate the design, land acquisition and construction of roadway modifications and their appurtenances at various intersections or roadway segments. This occurs when the development of land is conducive to future comprehensive roadway development to which the current developer should contribute or when the roadway structural capacity, width transitions, bypass lanes, horizontal and vertical geometric changes for safety or to compliment developer improvements are anticipated in the near future. All improvements will be compatible with the General Plan and its engineering study refinements.

Justification

This project will serve as a receiving project to accumulate developer contributions for a future comprehensive capital project or for the immediate construction of improvements to improve traffic flow or safety along substandard segments.

Remarks

The County may enter into an agreement for the developer to construct the County's improvements.

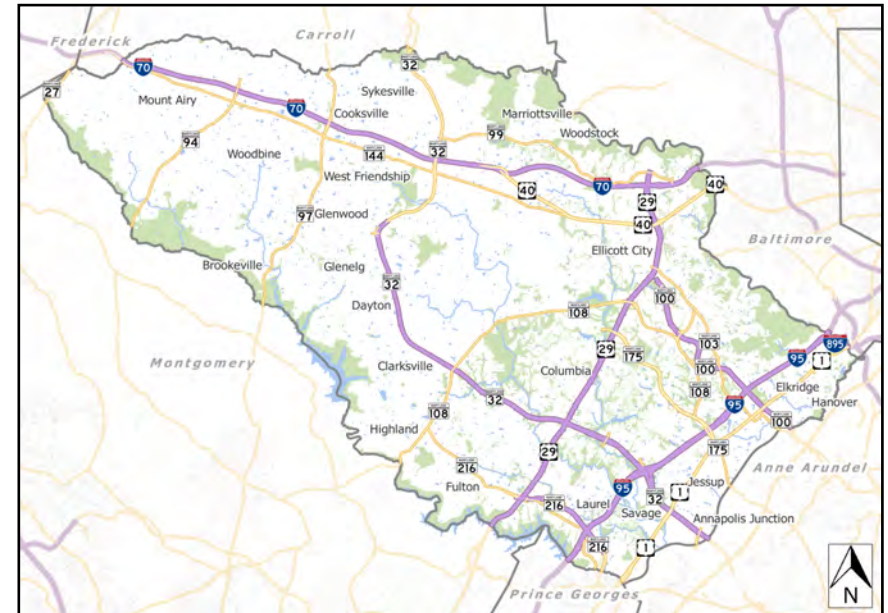
Project Schedule

Program

Operating Budget Impact

Estimated annual maintenance costs upon construction completion: Increase.

FY2022 Bonds - Annual Debt Service Payment	0
FY2022 Bonds - 20-Year Total Debt Service Payment	0
Total Project Bonds - Annual Debt Service Payment	32,451
Total Project Bonds - 20-Year Total Debt Service Payment	649,015



Fiscal 2022 Capital Budget

ROAD CONSTRUCTION PROJECTS

Project: J4220-FY2014 DEVELOPER/COUNTY SHARED IMPROVEMENTS

(In Thousands)	Five Year Capital Program										Master Plan			
	Prior Appr.	FY2022 Budget	Appr. Total	Fiscal 2023	Fiscal 2024	Fiscal 2025	Fiscal 2026	Fiscal 2027	Sub Total	Fiscal 2028	Fiscal 2029	Fiscal 2030	Fiscal 2031	Total Project
PLANS & ENGINEERING	125	0	125	0	0	0	0	0	0	0	0	0	0	125
LAND ACQUISITION	75	0	75	0	0	0	0	0	0	0	0	0	0	75
CONSTRUCTION	650	0	650	0	0	0	0	0	0	0	0	0	0	650
Total Expenditures	850	0	850	0	0	0	0	0	0	0	0	0	0	850
DEVELOPER CONTRIBUTION	425	0	425	0	0	0	0	0	0	0	0	0	0	425
EXCISE TAX BACKED BONDS	425	0	425	0	0	0	0	0	0	0	0	0	0	425
Total Funding	850	0	850	0	0	0	0	0	0	0	0	0	0	850

\$0 spent and encumbered through February 2021

\$0 spent and encumbered through February 2020

Project Status

FY 2021 Budget	850	0	850	0	0	0	0	0	0	0	0	0		850
Difference 2021 / 2022	0	0	0	0	0	0	0	0	0	0	0	0	0	0

Fiscal 2022 Capital Budget

ROAD CONSTRUCTION PROJECTS

Project: J4222-FY2008 SNOWDEN RIVER PARKWAY WIDENING BROKENLAND TO OAKLAND MILLS

Description

A project to design and construct a widening of Snowden River Parkway (intermediate arterial) by adding a third lane and sidewalks from Broken Land Parkway to Oakland Mills Road.

Justification

This project will develop the third lane on each side between these two intersections, will increase the capacity of the roadway and provide an improved level of service. Project requested by the Traffic Division.

Remarks

1. This project will be phased.
2. The County may enter into an agreement(s) for adjacent developers to construct the County improvements.
3. Short term pedestrian improvements may be installed under this project.

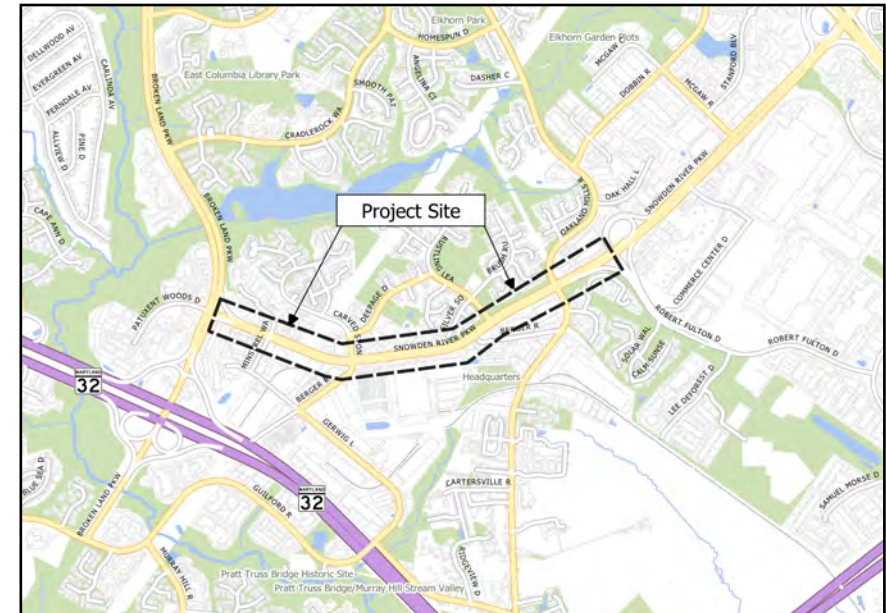
Project Schedule

- FY22 - Construction of EB right turn lane into Minstrel Way
- FY24 - Construction of Oakland Mills Intersection Improvements

Operating Budget Impact

Estimated annual maintenance costs upon construction completion: \$19,000 per two-lane mile of new roadway.

FY2022 Bonds - Annual Debt Service Payment	0
FY2022 Bonds - 20-Year Total Debt Service Payment	0
Total Project Bonds - Annual Debt Service Payment	465,382
Total Project Bonds - 20-Year Total Debt Service Payment	9,307,645



Fiscal 2022 Capital Budget

ROAD CONSTRUCTION PROJECTS

Project: J4222-FY2008 SNOWDEN RIVER PARKWAY WIDENING BROKENLAND TO OAKLAND MILLS

(In Thousands)	Five Year Capital Program										Master Plan			
	Prior Appr.	FY2022 Budget	Appr. Total	Fiscal 2023	Fiscal 2024	Fiscal 2025	Fiscal 2026	Fiscal 2027	Sub Total	Fiscal 2028	Fiscal 2029	Fiscal 2030	Fiscal 2031	Total Project
PLANS & ENGINEERING	1,310	0	1,310	0	0	200	0	0	200	0	0	0	0	1,510
LAND ACQUISITION	1,450	0	1,450	0	0	50	0	0	50	0	0	0	0	1,500
CONSTRUCTION	398	0	398	0	0	2,750	0	0	2,750	0	0	0	0	3,148
ADMINISTRATION	5	0	5	0	0	0	0	0	0	0	0	0	0	5
Total Expenditures	3,163	0	3,163	0	0	3,000	0	0	3,000	0	0	0	0	6,163
BONDS	300	0	300	0	0	3,000	0	0	3,000	0	0	0	0	3,300
DEVELOPER CONTRIBUTION	68	0	68	0	0	0	0	0	0	0	0	0	0	68
EXCISE TAX BACKED BONDS	2,795	0	2,795	0	0	0	0	0	0	0	0	0	0	2,795
Total Funding	3,163	0	3,163	0	0	3,000	0	0	3,000	0	0	0	0	6,163

\$1,921,051 spent and encumbered through February 2021

\$1,982,283 spent and encumbered through February 2020

Project Status FY21 - Design of sidewalk between Berger Rd and Lincoln Tech entrance and EB right turn lane into Minstrel are underway

Project completed: SRP and BLP intersection

FY 2021 Budget	3,163	0	3,163	0	3,000	0	0	0	3,000	0	0	0		6,163
Difference 2021 / 2022	0	0	0	0	(3,000)	3,000	0	0	0	0	0	0	0	0

Project: J4225-FY2008 ELLICOTT CENTER DR CONNECTION to ROGERS

Description

A project to design and construct a road to connect Ellicott Center Drive to Rogers Avenue.

Justification

This connection will aid in the flow of traffic in the US29-US40-Ridge Road area.

Remarks

The County entered into an agreement for the developer to construct the County improvements.

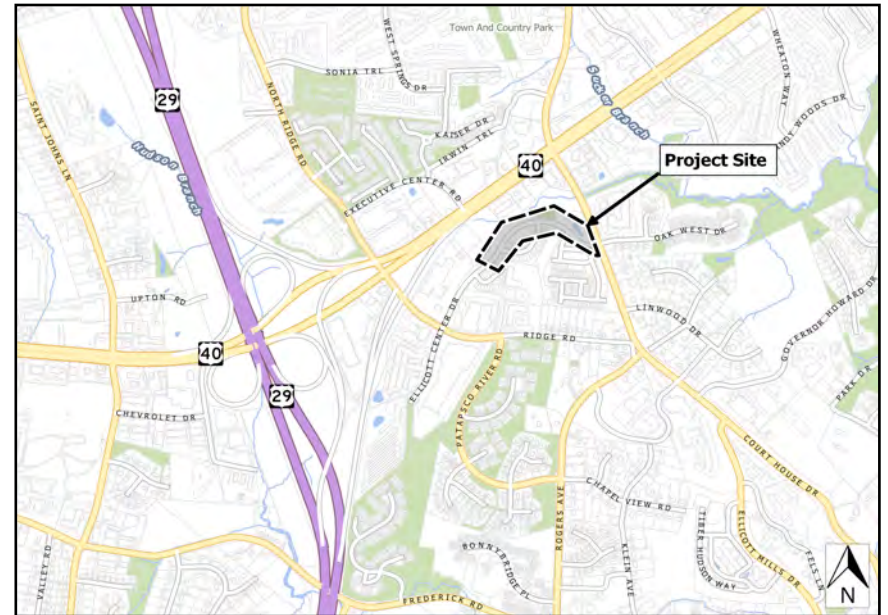
Project Schedule

FY22 - Closed

Operating Budget Impact

Estimated annual maintenance costs upon construction completion: \$19,000 per two-lane mile of new roadway.

FY2022 Bonds - Annual Debt Service Payment	0
FY2022 Bonds - 20-Year Total Debt Service Payment	0
Total Project Bonds - Annual Debt Service Payment	142,020
Total Project Bonds - 20-Year Total Debt Service Payment	2,840,397



Fiscal 2022 Capital Budget

ROAD CONSTRUCTION PROJECTS

Project: J4225-FY2008 ELLICOTT CENTER DR CONNECTION to ROGERS

(In Thousands)	Five Year Capital Program										Master Plan			
	Prior Appr.	FY2022 Budget	Appr. Total	Fiscal 2023	Fiscal 2024	Fiscal 2025	Fiscal 2026	Fiscal 2027	Sub Total	Fiscal 2028	Fiscal 2029	Fiscal 2030	Fiscal 2031	Total Project
PLANS & ENGINEERING	345	0	345	0	0	0	0	0	0	0	0	0	0	345
LAND ACQUISITION	10	0	10	0	0	0	0	0	0	0	0	0	0	10
CONSTRUCTION	1,500	0	1,500	0	0	0	0	0	0	0	0	0	0	1,500
ADMINISTRATION	5	0	5	0	0	0	0	0	0	0	0	0	0	5
Total Expenditures	1,860	0	1,860	0	0	0	0	0	0	0	0	0	0	1,860
EXCISE TAX BACKED BONDS	1,860	0	1,860	0	0	0	0	0	0	0	0	0	0	1,860
Total Funding	1,860	0	1,860	0	0	0	0	0	0	0	0	0	0	1,860

\$1,800,858 spent and encumbered through February 2021

\$1,746,701 spent and encumbered through February 2020

Project Status FY21 - Project closeout underway.

FY 2021 Budget	1,860	0	1,860	0	0	0	0	0	0	0	0	0		1,860
Difference 2021 / 2022	0	0	0	0	0	0	0	0	0	0	0	0	0	0

None.

Fiscal 2022 Capital Budget

ROAD CONSTRUCTION PROJECTS

Project: J4226-FY2008 ROAD PROJECTS CONTINGENCY FUND

Description

A project to provide funds for unanticipated needs related to bridges and roadways. This can include design, land acquisition and construction related to the bridge, storm drainage, roadway and pedestrian programs.

Justification

This fund would allow the County to act on situations where funding is needed before a formal capital project can be developed, or when additional funds are needed in existing capital projects. Examples include: when land comes available that meets the future needs of the County to serve the public interest and no funded Capital Project exists; for roadway improvements when project funding is needed sooner than anticipated; or, when a project's costs are higher than projected and delaying the project is not in the best public interest.

Remarks

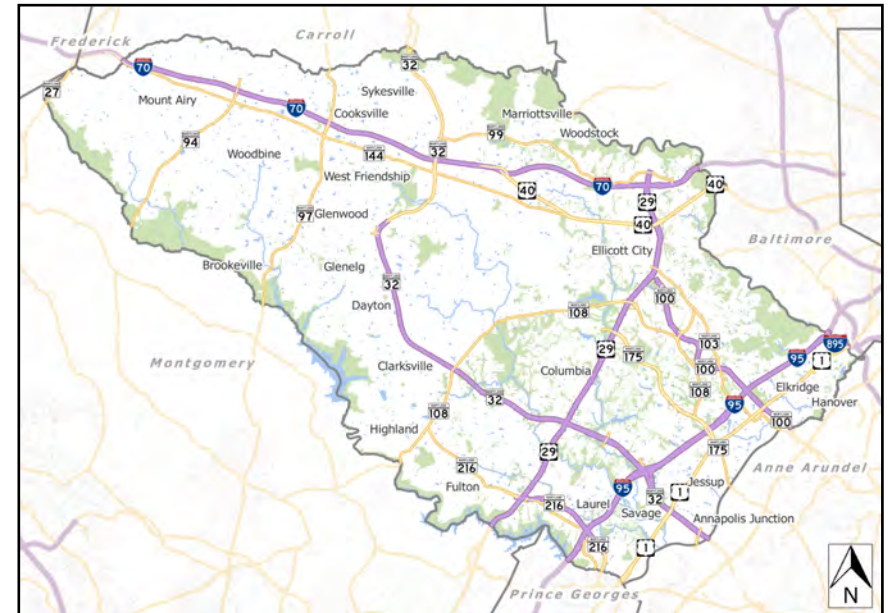
Project Schedule

Program

Operating Budget Impact

Estimated annual maintenance costs upon construction completion: No Change.

FY2022 Bonds - Annual Debt Service Payment	0
FY2022 Bonds - 20-Year Total Debt Service Payment	0
Total Project Bonds - Annual Debt Service Payment	152,710
Total Project Bonds - 20-Year Total Debt Service Payment	3,054,190



Fiscal 2022 Capital Budget

ROAD CONSTRUCTION PROJECTS

Project: J4226-FY2008 ROAD PROJECTS CONTINGENCY FUND

(In Thousands)	Five Year Capital Program										Master Plan			
	Prior Appr.	FY2022 Budget	Appr. Total	Fiscal 2023	Fiscal 2024	Fiscal 2025	Fiscal 2026	Fiscal 2027	Sub Total	Fiscal 2028	Fiscal 2029	Fiscal 2030	Fiscal 2031	Total Project
PLANS & ENGINEERING	175	0	175	0	0	0	0	0	0	0	0	0	0	175
LAND ACQUISITION	825	0	825	0	0	0	0	0	0	0	0	0	0	825
CONSTRUCTION	1,000	0	1,000	0	0	0	0	0	0	0	0	0	0	1,000
Total Expenditures	2,000	0	2,000	0	0	0	0	0	0	0	0	0	0	2,000
BONDS	550	0	550	0	0	0	0	0	0	0	0	0	0	550
EXCISE TAX BACKED BONDS	1,450	0	1,450	0	0	0	0	0	0	0	0	0	0	1,450
Total Funding	2,000	0	2,000	0	0	0	0	0	0	0	0	0	0	2,000

\$1,155,938 spent and encumbered through February 2021

\$1,155,938 spent and encumbered through February 2020

Project Status FY21 - No projects pending in short term

Projects completed: Corridor Road at Junction Drive land acquisition, US1-MD175 storm drain gunite repair, D1172 Tower Drive and Dorsey Run storm drain improvements, Crescent Walkway, Columbia East Marketplace storm drain, Savage study, Crescent sidewalk, Old Scaggsville Rd, Ten Oaks Rd, Main St sidewalk, K5044 St. Johns Ln sidewalk, Forest Conservation Mitigation land purchase, J4223 Burntwoods Rd construction, D1143 Naylor Ave construction, Tamar Dr roadbed purchase, J4157 land acquisition and J4142 environmental study for land acquisition.

FY 2021 Budget	2,000	0	2,000	0	0	0	0	0	0	0	0	0		2,000
Difference 2021 / 2022	0	0	0	0	0	0	0	0	0	0	0	0	0	0

Fiscal 2022 Capital Budget

ROAD CONSTRUCTION PROJECTS

Project: J4230-FY2017 SANNER ROAD IMPROVEMENTS

Description

A project to provide bicycle compatibility by widening the existing 10-foot lanes to 12 feet and filling in the missing shoulders along both sides of the road. This work will include acquisition of the necessary land for the widening and the accompanying storm water management.

Justification

The current lanes are not a full 12 feet wide and should be upgraded for the current standard. The County has completed bicycle compatibility improvements on Guilford Road which connects to Sanner Road. There is a large contingent of bicyclists at the Johns Hopkins Applied Physics Laboratory that could make use of the shoulders. The shoulders will also provide for less maintenance of the road because the car and truck traffic will not be driving so close to the edge of the road upon completion of these improvements.

Remarks

Project is part of the County's Bicycle Master Plan.

Project Schedule

FY22 - Design and land acquisition

Operating Budget Impact

Estimated annual maintenance costs upon construction completion: \$19,000 per two-lane mile of new roadway.

FY2022 Bonds - Annual Debt Service Payment	0
FY2022 Bonds - 20-Year Total Debt Service Payment	0
Total Project Bonds - Annual Debt Service Payment	49,631
Total Project Bonds - 20-Year Total Debt Service Payment	992,612



Fiscal 2022 Capital Budget

ROAD CONSTRUCTION PROJECTS

Project: J4230-FY2017 SANNER ROAD IMPROVEMENTS

(In Thousands)	Five Year Capital Program										Master Plan			
	Prior Appr.	FY2022 Budget	Appr. Total	Fiscal 2023	Fiscal 2024	Fiscal 2025	Fiscal 2026	Fiscal 2027	Sub Total	Fiscal 2028	Fiscal 2029	Fiscal 2030	Fiscal 2031	Total Project
PLANS & ENGINEERING	400	0	400	0	0	0	0	0	0	0	0	0	0	400
LAND ACQUISITION	250	0	250	0	0	0	0	0	0	0	0	0	0	250
Total Expenditures	650	0	650	0	0	0	0	0	0	0	0	0	0	650
BONDS	650	0	650	0	0	0	0	0	0	0	0	0	0	650
Total Funding	650	0	650	0	0	0	0	0	0	0	0	0	0	650

\$183,268 spent and encumbered through February 2021

\$183,268 spent and encumbered through February 2020

Project Status FY21 - Design in progress

FY 2021 Budget	650	0	650	0	0	0	0	0	0	0	0	0		650
Difference 2021 / 2022	0	0	0	0	0	0	0	0	0	0	0	0	0	0

Budget requests for land acquisition and construction are adjusted to reflect current project schedule.

Fiscal 2022 Capital Budget

ROAD CONSTRUCTION PROJECTS

Project: J4231-FY2013 ELKRIDGE MAIN STREET IMPROVEMENTS

Description

A project to replace the curb, gutter and sidewalks along Main Street from Old Washington Road to Brumbaugh Street in ElkrIDGE.

Justification

Project was recommended by the Bureau of Highways at the request of the local citizens. The scope of work is beyond the capacity of the Bureau of Highways.

Remarks

Project development contingent upon donation of necessary right-of-way from adjacent property owners.

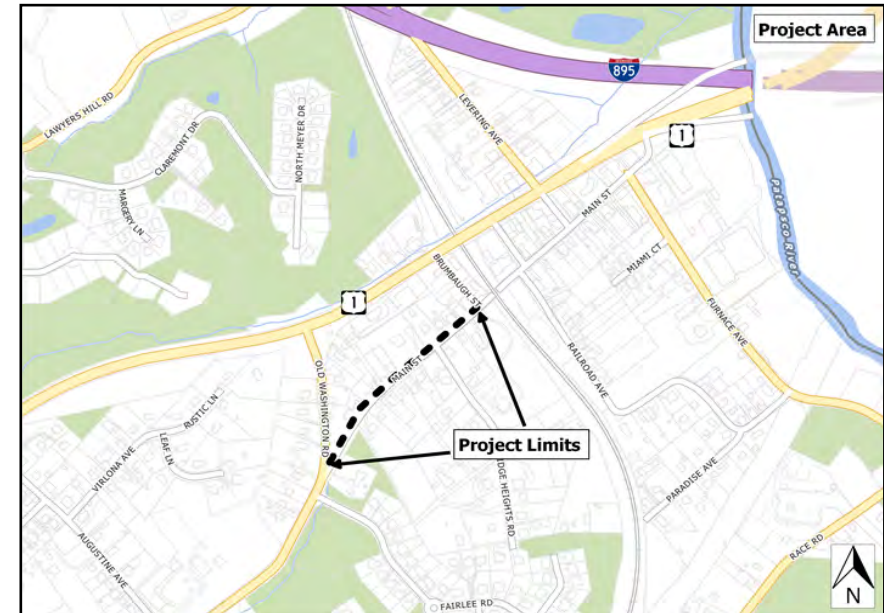
Project Schedule

FY22 - Land acquisition
FY23 - Construction

Operating Budget Impact

Estimated annual maintenance costs upon construction completion: Decrease.

FY2022 Bonds - Annual Debt Service Payment	3,818
FY2022 Bonds - 20-Year Total Debt Service Payment	76,355
Total Project Bonds - Annual Debt Service Payment	53,448
Total Project Bonds - 20-Year Total Debt Service Payment	1,068,967



Explanation of Changes

Additional PE funds are requested to accomplish engineering design.

Fiscal 2022 Capital Budget

ROAD CONSTRUCTION PROJECTS

Project: J4231-FY2013 ELKRIDGE MAIN STREET IMPROVEMENTS

(In Thousands)	Five Year Capital Program										Master Plan			
	Prior Appr.	FY2022 Budget	Appr. Total	Fiscal 2023	Fiscal 2024	Fiscal 2025	Fiscal 2026	Fiscal 2027	Sub Total	Fiscal 2028	Fiscal 2029	Fiscal 2030	Fiscal 2031	Total Project
PLANS & ENGINEERING	130	50	180	0	0	0	0	0	0	0	0	0	0	180
LAND ACQUISITION	20	0	20	0	0	0	0	0	0	0	0	0	0	20
CONSTRUCTION	80	0	80	0	420	0	0	0	420	0	0	0	0	500
Total Expenditures	230	50	280	0	420	0	0	0	420	0	0	0	0	700
BONDS	230	50	280	0	420	0	0	0	420	0	0	0	0	700
Total Funding	230	50	280	0	420	0	0	0	420	0	0	0	0	700

\$105,741 spent and encumbered through February 2021

\$105,741 spent and encumbered through February 2020

Project Status FY21 - Design and land acquisition (approximately 10 properties) is in progress

FY 2021 Budget	230	0	230	0	0	0	0	420	420	0	0	0		650
Difference 2021 / 2022	0	50	50	0	420	0	0	(420)	0	0	0	0	0	50

Project schedule|funding changed due to funding constraint.

Project: J4237-FY2010 MD175/OAKLAND MILLS ROAD INTERCHANGE

Description

A project to design and construct a new MD175 & Oakland Mills Road interchange and the re-alignment of Oakland Mills Road through the proposed Blandair Park.

Justification

This project will provide for all costs incurred, including land acquisition to provide access to the proposed Blandair Park as shown on the approved master plan for the park. The improvements will also provide vicinity roadway network connectivity and capacity for the area bordering the south side of the park.

Remarks

1. This project will be coordinated with Capital Project N3102.
2. Design will be consistent with the Blandair Park Master Plan.
3. This project will require approval by the State Highway Administration to establish a break in the MD175 right-of-way.
4. The improvements will be in two phases. Phase I will be the southern roadway improvements. Phase II will be the northern roadway and bridge construction.
5. Requested Excise Tax funds not available for project advancement.
6. OTHER SOURCES represent credit of inspection services from MDOT SHA.

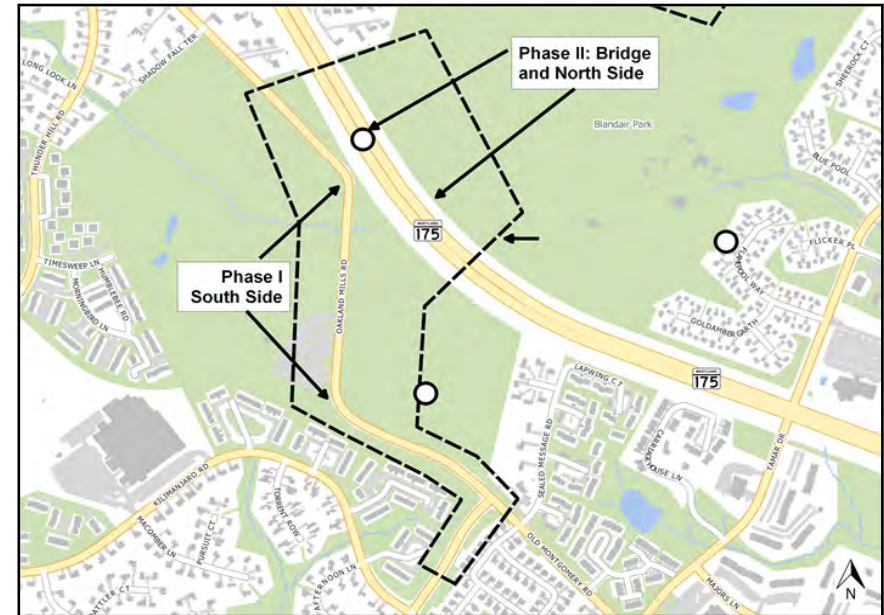
Project Schedule

FY28 - Construction

Operating Budget Impact

Estimated annual maintenance costs upon construction completion: \$19,000 per two-lane mile of new roadway.

FY2022 Bonds - Annual Debt Service Payment	0
FY2022 Bonds - 20-Year Total Debt Service Payment	0
Total Project Bonds - Annual Debt Service Payment	1,964,684
Total Project Bonds - 20-Year Total Debt Service Payment	39,293,685



Fiscal 2022 Capital Budget

ROAD CONSTRUCTION PROJECTS

Project: J4237-FY2010 MD175/OAKLAND MILLS ROAD INTERCHANGE

(In Thousands)	Five Year Capital Program										Master Plan			
	Prior Appr.	FY2022 Budget	Appr. Total	Fiscal 2023	Fiscal 2024	Fiscal 2025	Fiscal 2026	Fiscal 2027	Sub Total	Fiscal 2028	Fiscal 2029	Fiscal 2030	Fiscal 2031	Total Project
PLANS & ENGINEERING	4,000	0	4,000	0	0	0	0	0	0	1,500	0	0	0	5,500
LAND ACQUISITION	0	0	0	0	0	0	0	0	0	0	0	0	0	0
CONSTRUCTION	10,000	0	10,000	0	0	0	0	0	0	10,500	0	0	0	20,500
Total Expenditures	14,000	0	14,000	0	0	0	0	0	0	12,000	0	0	0	26,000
BONDS	0	0	0	0	0	0	0	0	0	12,000	0	0	0	12,000
OTHER SOURCES	269	0	269	0	0	0	0	0	0	0	0	0	0	269
EXCISE TAX BACKED BONDS	13,731	0	13,731	0	0	0	0	0	0	0	0	0	0	13,731
Total Funding	14,000	0	14,000	0	0	0	0	0	0	12,000	0	0	0	26,000

\$11,753,391 spent and encumbered through February 2021

\$11,762,477 spent and encumbered through February 2020

Project Status FY21 - Design of Phase II improvements (including new bridge) are being finalized

FY 2021 Budget	14,000	0	14,000	0	0	0	0	12,000	12,000	0	0	0		26,000
Difference 2021 / 2022	0	0	0	0	0	0	0	(12,000)	(12,000)	12,000	0	0	0	0

Project deferred due to no available funding in Road Excise Tax.

Fiscal 2022 Capital Budget

ROAD CONSTRUCTION PROJECTS

Project: J4240-ROADWAY REHABILITATION SAFETY PROGRAM

Description

A program to strategically prioritize, repair, replace and extend the useful life of existing road infrastructure assets. Work includes: existing paving, culverts, storm drain pipe and runoff collection structures (concrete headwalls or curbing), roadside retaining walls, sink holes and slope failures that have deteriorated beyond routine maintenance.

Justification

This program is intended to correct deficiencies in the County road system and other infrastructure that have been identified in studies or recommended by the Bureau of Highways' Maintenance or Traffic Divisions. The 2016 and 2018 flood events have revealed County-wide infrastructure deficiencies that have or will fail without a systemic approach to addressing them.

Remarks

Request represents program advancement.

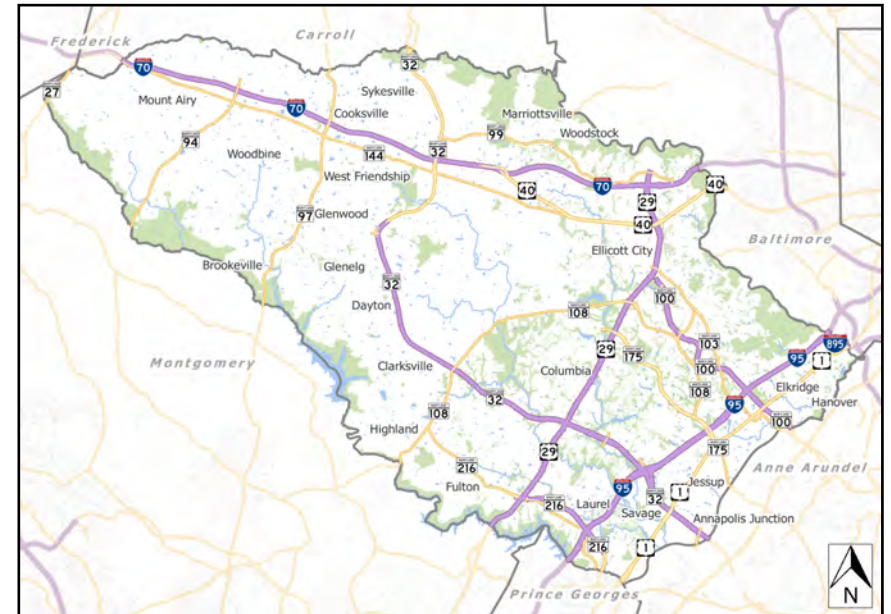
Project Schedule

Program

Operating Budget Impact

Estimated annual maintenance costs upon construction completion: Decrease.

FY2022 Bonds - Annual Debt Service Payment	3,818
FY2022 Bonds - 20-Year Total Debt Service Payment	76,355
Total Project Bonds - Annual Debt Service Payment	34,360
Total Project Bonds - 20-Year Total Debt Service Payment	687,193



Fiscal 2022 Capital Budget

ROAD CONSTRUCTION PROJECTS

Project: J4240-ROADWAY REHABILITATION SAFETY PROGRAM

(In Thousands)	Five Year Capital Program										Master Plan			
	Prior Appr.	FY2022 Budget	Appr. Total	Fiscal 2023	Fiscal 2024	Fiscal 2025	Fiscal 2026	Fiscal 2027	Sub Total	Fiscal 2028	Fiscal 2029	Fiscal 2030	Fiscal 2031	Total Project
PLANS & ENGINEERING	400	50	450	0	0	0	0	0	0	0	0	0	0	450
LAND ACQUISITION	0	0	0	0	0	0	0	0	0	0	0	0	0	0
CONSTRUCTION	0	0	0	0	0	0	0	0	0	0	0	0	0	0
Total Expenditures	400	50	450	0	0	0	0	0	0	0	0	0	0	450
BONDS	400	50	450	0	0	0	0	0	0	0	0	0	0	450
Total Funding	400	50	450	0	0	0	0	0	0	0	0	0	0	450

\$283,787 spent and encumbered through February 2021

\$123,422 spent and encumbered through February 2020

Project Status FY21 - 1. Construction of Beetz Road and 7400 block of Montevideo Road outfall are underway. 2. Indian Summer Lane and Toomey Lane storm drain repairs are pending.

Completed projects: Selnick Drive slope repair

FY 2021 Budget	400	0	400	0	0	0	0	0	0	0	0	0		400
Difference 2021 / 2022	0	50	50	0	0	0	0	0	0	0	0	0	0	50

Changes reflect actual project schedule. Project deferred due to funding constraints.

Fiscal 2022 Capital Budget

ROAD CONSTRUCTION PROJECTS

Project: J4241-FY2011 US RT 1 RT 175 to MONTEVIDEO ROAD

Description

A project for the design and reconstruction of approximately 2,500 feet of US1 from MD175 to Montevideo Road.

Justification

These improvements will be the first County capital project to implement the RT1 Corridor Improvement Strategy which includes a new roadway typical section. It is located proximate to two large mixed-use developments and is a complement to developer installed improvements.

Remarks

1. Project to be designed and constructed by Howard County.
2. Project to be coordinated with J4206, Montevideo Road.

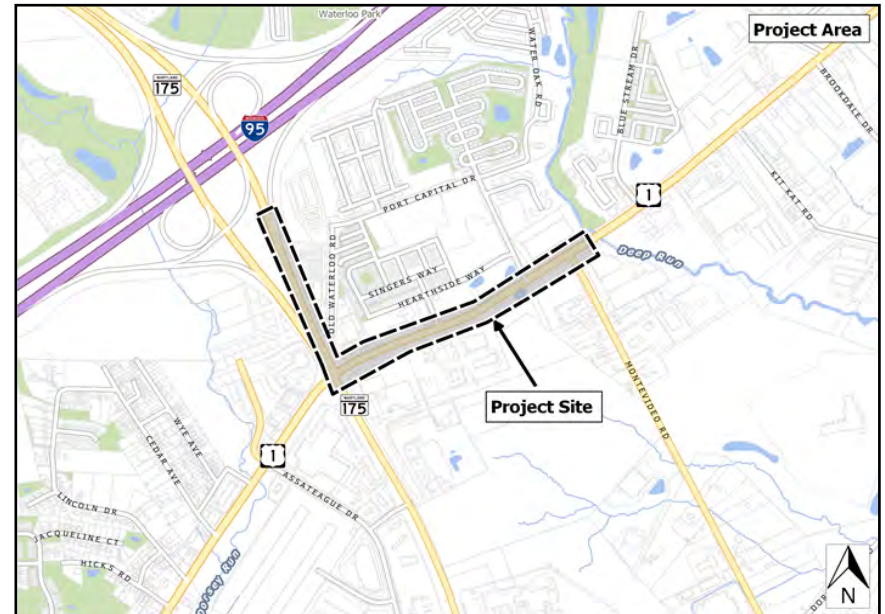
Project Schedule

- FY22 - Design
- FY23 - Design and land acquisition
- FY26 - Land acquisition
- FY28 - Construction

Operating Budget Impact

Estimated annual maintenance costs upon construction completion: No Increase.

FY2022 Bonds - Annual Debt Service Payment	0
FY2022 Bonds - 20-Year Total Debt Service Payment	0
Total Project Bonds - Annual Debt Service Payment	1,338,117
Total Project Bonds - 20-Year Total Debt Service Payment	26,762,342



Fiscal 2022 Capital Budget

ROAD CONSTRUCTION PROJECTS

Project: J4241-FY2011 US RT 1 RT 175 to MONTEVIDEO ROAD

(In Thousands)	Five Year Capital Program									Master Plan				
	Prior Appr.	FY2022 Budget	Appr. Total	Fiscal 2023	Fiscal 2024	Fiscal 2025	Fiscal 2026	Fiscal 2027	Sub Total	Fiscal 2028	Fiscal 2029	Fiscal 2030	Fiscal 2031	Total Project
PLANS & ENGINEERING	750	0	750	0	0	0	0	0	0	1,100	0	0	0	1,850
LAND ACQUISITION	1,750	0	1,750	0	0	0	0	0	0	0	0	0	0	1,750
CONSTRUCTION	3,050	0	3,050	0	0	0	0	0	0	11,000	0	0	0	14,050
Total Expenditures	5,550	0	5,550	0	0	0	0	0	0	12,100	0	0	0	17,650
BONDS	750	0	750	0	0	0	0	0	0	12,100	0	0	0	12,850
DEVELOPER CONTRIBUTION	125	0	125	0	0	0	0	0	0	0	0	0	0	125
EXCISE TAX BACKED BONDS	4,675	0	4,675	0	0	0	0	0	0	0	0	0	0	4,675
Total Funding	5,550	0	5,550	0	0	0	0	0	0	12,100	0	0	0	17,650

\$675,856 spent and encumbered through February 2021

\$675,856 spent and encumbered through February 2020

Project Status FY21 - Project on hold pending US Route 1 safety evaluation and corridor Master Plan.

FY 2021 Budget	5,550	0	5,550	0	0	0	0	12,100	12,100	0	0	0		17,650
Difference 2021 / 2022	0	0	0	0	0	0	0	(12,100)	(12,100)	12,100	0	0	0	0

Project on hold pending US Route 1 safety evaluation and corridor Master Plan.

Fiscal 2022 Capital Budget

ROAD CONSTRUCTION PROJECTS

Project: J4242-FY2014 BRIGHTON DAM ROAD at HIGHLAND ROAD ROUNDABOUT

Description

A project to design and construct a roundabout at the intersection of Brighton Dam Road and Highland Road. The current intersection is a four-way stop.

Justification

Requested by the Traffic Division to reduce vehicular stops, delays and queues experienced at the four-way, stop controlled intersection.

Remarks

Project to be coordinated with F5972 for the installation of a water storage tank.

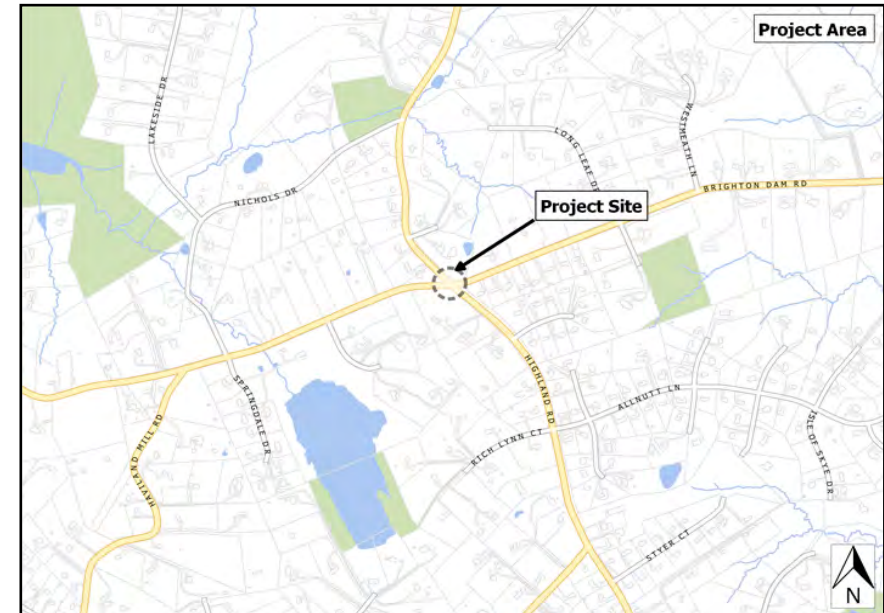
Project Schedule

FY22 - Design

Operating Budget Impact

Estimated annual maintenance costs upon construction completion: Increase.

FY2022 Bonds - Annual Debt Service Payment	0
FY2022 Bonds - 20-Year Total Debt Service Payment	0
Total Project Bonds - Annual Debt Service Payment	20,234
Total Project Bonds - 20-Year Total Debt Service Payment	404,680



Fiscal 2022 Capital Budget

ROAD CONSTRUCTION PROJECTS

Project: J4242-FY2014 BRIGHTON DAM ROAD at HIGHLAND ROAD ROUNDABOUT

(In Thousands)	Five Year Capital Program										Master Plan			
	Prior Appr.	FY2022 Budget	Appr. Total	Fiscal 2023	Fiscal 2024	Fiscal 2025	Fiscal 2026	Fiscal 2027	Sub Total	Fiscal 2028	Fiscal 2029	Fiscal 2030	Fiscal 2031	Total Project
PLANS & ENGINEERING	215	0	215	0	0	0	0	0	0	0	0	0	0	215
LAND ACQUISITION	50	0	50	0	0	0	0	0	0	0	0	0	0	50
ADMINISTRATION	0	0	0	0	0	0	0	0	0	0	0	0	0	0
Total Expenditures	265	0	265	0	0	0	0	0	0	0	0	0	0	265
EXCISE TAX BACKED BONDS	265	0	265	0	0	0	0	0	0	0	0	0	0	265
Total Funding	265	0	265	0	0	0	0	0	0	0	0	0	0	265

\$31,518 spent and encumbered through February 2021

\$31,518 spent and encumbered through February 2020

Project Status FY21 - Design in progress

FY 2021 Budget	265	0	265	0	0	0	0	0	0	0	0	0		265
Difference 2021 / 2022	0	0	0	0	0	0	0	0	0	0	0	0	0	0

Project deferred due to funding constraints.

Fiscal 2022 Capital Budget

ROAD CONSTRUCTION PROJECTS

Project: J4245-FY2016 SCENIC ROADS ENHANCEMENT

Description

A project to plan, design, and install enhancements at certain historic or high visibility locations along the National Scenic Byway or County scenic roads. Projects will preserve and enhance the intrinsic historic and scenic qualities of the roads and byways.

Justification

The Scenic Roads Act of 1994 established protections for features of designated roadways that contribute to the scenic character of the roadway. Certain historic features (e.g. mile markers, monuments) are often central to a roadway's designation and therefore, may be eligible for enhancements.

Remarks

Funds may be used to acquire easements or ROW adjacent to the roadway or byway to accommodate the improvements.

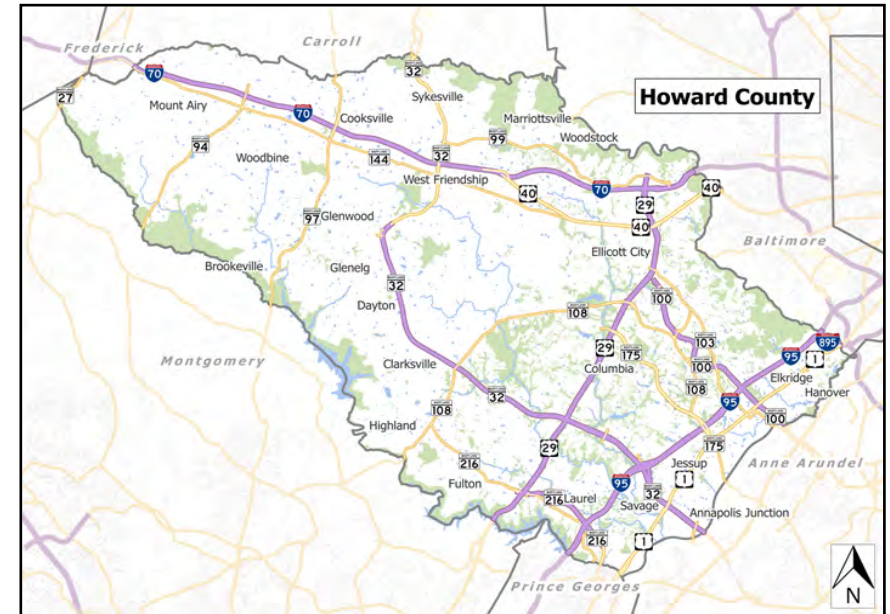
Project Schedule

FY22 - Project is in the financial closeout process.

Operating Budget Impact

No Operating Impact

FY2022 Bonds - Annual Debt Service Payment	0
FY2022 Bonds - 20-Year Total Debt Service Payment	0
Total Project Bonds - Annual Debt Service Payment	13,744
Total Project Bonds - 20-Year Total Debt Service Payment	274,877



Fiscal 2022 Capital Budget

ROAD CONSTRUCTION PROJECTS

Project: J4245-FY2016 SCENIC ROADS ENHANCEMENT

(In Thousands)	Five Year Capital Program										Master Plan			
	Prior Appr.	FY2022 Budget	Appr. Total	Fiscal 2023	Fiscal 2024	Fiscal 2025	Fiscal 2026	Fiscal 2027	Sub Total	Fiscal 2028	Fiscal 2029	Fiscal 2030	Fiscal 2031	Total Project
PLANS & ENGINEERING	30	0	30	0	0	0	0	0	0	0	0	0	0	30
CONSTRUCTION	150	0	150	0	0	0	0	0	0	0	0	0	0	150
Total Expenditures	180	0	180	0	0	0	0	0	0	0	0	0	0	180
BONDS	180	0	180	0	0	0	0	0	0	0	0	0	0	180
Total Funding	180	0	180	0	0	0	0	0	0	0	0	0	0	180

\$155,541 spent and encumbered through February 2021

\$27,264 spent and encumbered through February 2020

Project Status FY19 - Pilot project is for the Mile Marker 14 site at the corner of Frederick Rd and US40. Final design completed.

FY21 - Project construction completion expected Spring 2021. Financial close-out to follow.

FY 2021 Budget	180	0	180	0	0	0	0	0	0	0	0	0		180
Difference 2021 / 2022	0	0	0	0	0	0	0	0	0	0	0	0	0	0

Project: J4246-FY2018 OLD MONTGOMERY ROAD AT BRIGHTFIELD ROAD INTERSECTION IMPROVEMENTS

Description

A project to reconfigure the intersection of Old Montgomery Road and Brightfield Road for safety and increased capacity. This project will determine the type of reconfiguration and then proceed to design, acquire the necessary land and construct the improvement.

Justification

The present intersection is a remnant of the time when Old Montgomery Road was a through road connecting Old Waterloo Road (MD108) to Montgomery Road (MD103). Old Montgomery Road no longer allows northbound traffic to access Montgomery Road (MD103); there is only a southbound movement from Montgomery Road to Old Montgomery Road. This significantly decreases the traffic on Old Montgomery Road north of Brightfield Road. The main traffic movement today is to and from Brightfield Road to Old Montgomery Road heading to the south toward Old Waterloo Road (MD108).

Remarks

Project to be coordinated with Trotter's Knoll development..

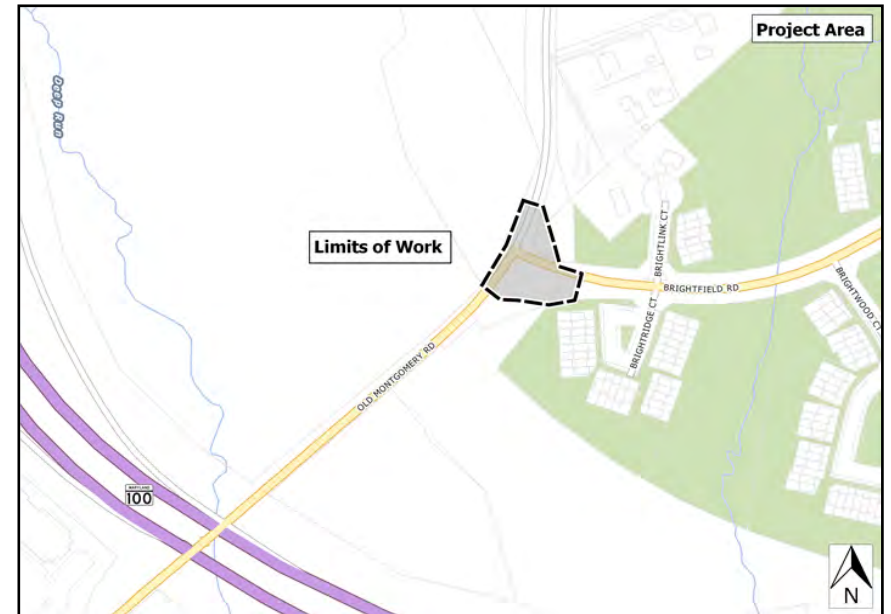
Project Schedule

FY22 - Design and land acquisition

Operating Budget Impact

Estimated annual maintenance costs upon construction completion: No Change.

FY2022 Bonds - Annual Debt Service Payment	0
FY2022 Bonds - 20-Year Total Debt Service Payment	0
Total Project Bonds - Annual Debt Service Payment	17,943
Total Project Bonds - 20-Year Total Debt Service Payment	358,867



Explanation of Changes

Developer project is affecting the frontage of the project intersection. Final design will proceed after developer improvements are complete. This is not expected to have an impact on the overall cost of the project.

Fiscal 2022 Capital Budget

ROAD CONSTRUCTION PROJECTS

Project: J4246-FY2018 OLD MONTGOMERY ROAD AT BRIGHTFIELD ROAD INTERSECTION IMPROVEMENTS

(In Thousands)				Five Year Capital Program						Master Plan				
Appropriation Object Class	Prior Appr.	FY2022 Budget	Appr. Total	Fiscal 2023	Fiscal 2024	Fiscal 2025	Fiscal 2026	Fiscal 2027	Sub Total	Fiscal 2028	Fiscal 2029	Fiscal 2030	Fiscal 2031	Total Project
PLANS & ENGINEERING	300	0	300	0	0	0	0	0	0	0	0	0	0	300
LAND ACQUISITION	50	0	50	0	0	0	0	0	0	0	0	0	0	50
Total Expenditures	350	0	350	0	0	0	0	0	0	0	0	0	0	350
BONDS	235	0	235	0	0	0	0	0	0	0	0	0	0	235
DEVELOPER CONTRIBUTION	115	0	115	0	0	0	0	0	0	0	0	0	0	115
Total Funding	350	0	350	0	0	0	0	0	0	0	0	0	0	350

\$199,936 spent and encumbered through February 2021

\$199,936 spent and encumbered through February 2020

Project Status FY21 - Design and land acquisition in progress

FY 2021 Budget	350	0	350	0	0	0	0	0	0	0	0	0		350
Difference 2021 / 2022	0	0	0	0	0	0	0	0	0	0	0	0	0	0

Developer project is affecting the frontage of the project intersection. Final design will proceed after developer improvements are complete.

Project: J4248-FY2017 SAVAGE AREA COMPLETE STREETS

Description

The project includes complete streets improvements in Savage, Maryland to enhance multimodal travel for pedestrians, bicyclists, transit, and automobiles. ESD-LID practices will also be implemented along the roadsides to enhance management of stormwater runoff.

Justification

A separate project (S6290) will relocate existing sewers located on private property to public right-of-way and-or utility easements. This will place several of the sewer lines within the existing streets which will impact pavement, curbs, sidewalks and other roadside amenities. This project will implement complete streets improvements concurrent with utility improvements to minimize costs and impacts to the community. The proposed complete street improvements will include missing sidewalk segments, sidewalk upgrades meeting ADA guidelines, curb extensions (bulb-outs), intersection modifications, shared use pavement markings (sharrows), signing, micro-bioretenion facilities, pervious pavement, and landscaping designed to reduce motor vehicle speeds, enhance pedestrian and bicycle travel and improve water quality treatment along the local streets. The stormwater ESD-LID practices will help the County achieve its Watershed Implementation Plan (WIP) objectives.

Remarks

1. Construction project may be dependent on donation of necessary easements.
2. 95% plans and cost estimate were completed on October 30, 2017.
3. A community meeting was held on July 14, 2015 and June 23, 2016 to present the concepts to the Savage Community. The proposed improvements are supported by the community.
4. Request represents project advancement.
5. Project will be phased due to budget constraints.

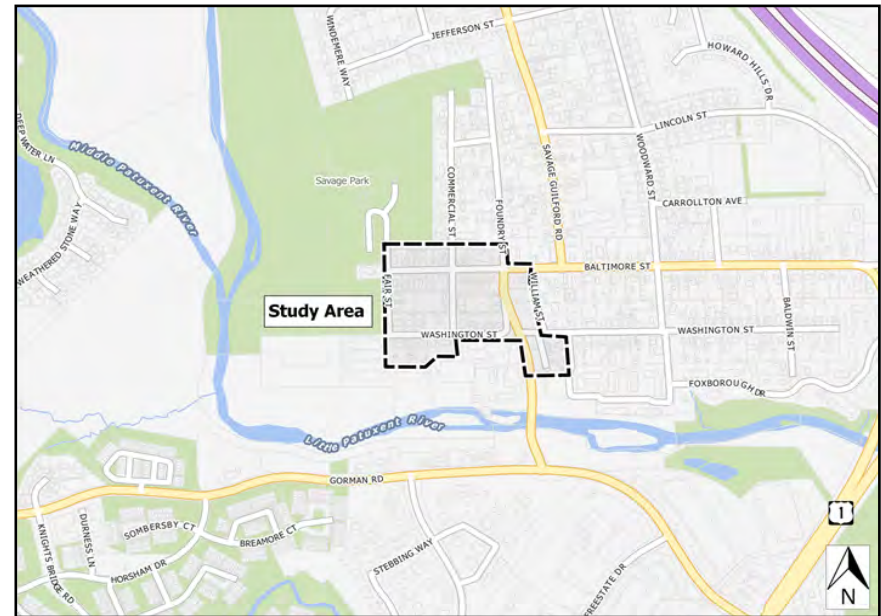
Project Schedule

FY22 - Land acquisition and construction

Operating Budget Impact

Complete street improvements will not significantly affect future operating and maintenance requirements. Stormwater ESD-LID practices will require annual maintenance.

FY2022 Bonds - Annual Debt Service Payment	59,175
FY2022 Bonds - 20-Year Total Debt Service Payment	1,183,499
Total Project Bonds - Annual Debt Service Payment	149,655
Total Project Bonds - 20-Year Total Debt Service Payment	2,993,106



Explanation of Changes

Overall construction funding required has decreased per latest engineer's estimate.

Fiscal 2022 Capital Budget

ROAD CONSTRUCTION PROJECTS

Project: J4248-FY2017 SAVAGE AREA COMPLETE STREETS

(In Thousands)	Five Year Capital Program									Master Plan				
	Prior Appr.	FY2022 Budget	Appr. Total	Fiscal 2023	Fiscal 2024	Fiscal 2025	Fiscal 2026	Fiscal 2027	Sub Total	Fiscal 2028	Fiscal 2029	Fiscal 2030	Fiscal 2031	Total Project
PLANS & ENGINEERING	350	50	400	0	0	0	0	0	0	0	0	0	0	400
LAND ACQUISITION	135	(100)	35	0	0	0	0	0	0	0	0	0	0	35
CONSTRUCTION	700	825	1,525	0	0	0	0	0	0	0	0	0	0	1,525
Total Expenditures	1,185	775	1,960	0	0	0	0	0	0	0	0	0	0	1,960
BONDS	1,185	775	1,960	0	0	0	0	0	0	0	0	0	0	1,960
Total Funding	1,185	775	1,960	0	0	0	0	0	0	0	0	0	0	1,960

\$1,163,053 spent and encumbered through February 2021

\$572,899 spent and encumbered through February 2020

Project Status FY21 – Land acquisition along Baltimore St underway.

Construction complete: Fair, Commercial and Foundry Streets between Washington and Baltimore Streets have been improved along with Washington Street from Fair to Williams Streets. Foundry Street pathway construction. Mini-roundabout at intersection of Foundry and Washington Streets

FY 2021 Budget	1,185	0	1,185	0	0	0	0	875	875	0	0	0		2,060
Difference 2021 / 2022	0	775	775	0	0	0	0	(875)	(875)	0	0	0	0	(100)

Fiscal 2022 Capital Budget

ROAD CONSTRUCTION PROJECTS

Project: J4249-FY2017 MD 100 AT MD 103

Description

A project to design and construct a replacement of the roundabouts of MD103 on the north and south sides of MD100 with a diverging diamond interchange in order to increase the capacity of the interchange. MD100 is a principal arterial and MD103 is a minor arterial.

Justification

The intersection is unable to handle the traffic at peak hours and restricts the movement of cars off of MD100 onto MD103 (Meadowridge Road).

Remarks

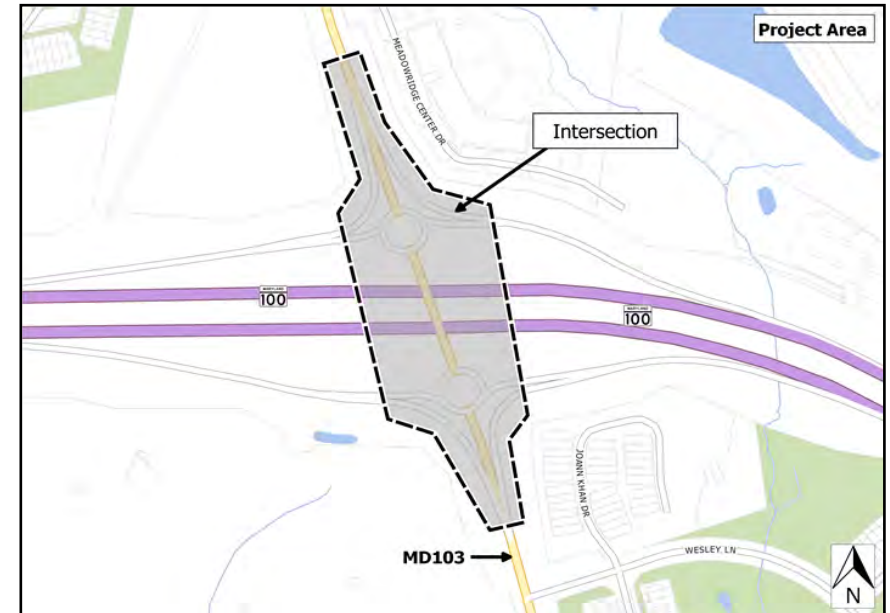
1. Project will require the cooperation of the State Highway Administration as they own and maintain most of the existing infrastructure and right of way.
2. OTHER SOURCES represents State funding.

Project Schedule

Operating Budget Impact

Estimated annual maintenance costs upon construction completion: No Change.

FY2022 Bonds - Annual Debt Service Payment	0
FY2022 Bonds - 20-Year Total Debt Service Payment	0
Total Project Bonds - Annual Debt Service Payment	145,838
Total Project Bonds - 20-Year Total Debt Service Payment	2,916,752



Fiscal 2022 Capital Budget

ROAD CONSTRUCTION PROJECTS

Project: J4249-FY2017 MD 100 AT MD 103

(In Thousands)	Five Year Capital Program										Master Plan			
	Prior Appr.	FY2022 Budget	Appr. Total	Fiscal 2023	Fiscal 2024	Fiscal 2025	Fiscal 2026	Fiscal 2027	Sub Total	Fiscal 2028	Fiscal 2029	Fiscal 2030	Fiscal 2031	Total Project
PLANS & ENGINEERING	750	0	750	0	0	0	0	0	0	0	0	0	0	750
LAND ACQUISITION	0	0	0	0	0	0	0	0	0	0	0	0	0	0
CONSTRUCTION	5,000	0	5,000	0	0	0	0	0	0	0	0	0	0	5,000
Total Expenditures	5,750	0	5,750	0	0	0	0	0	0	0	0	0	0	5,750
BONDS	160	0	160	0	0	0	0	0	0	0	0	0	0	160
DEVELOPER CONTRIBUTION	590	0	590	0	0	0	0	0	0	0	0	0	0	590
OTHER SOURCES	3,250	0	3,250	0	0	0	0	0	0	0	0	0	0	3,250
EXCISE TAX BACKED BONDS	1,750	0	1,750	0	0	0	0	0	0	0	0	0	0	1,750
Total Funding	5,750	0	5,750	0	0	0	0	0	0	0	0	0	0	5,750

\$1,200 spent and encumbered through February 2021

\$1,200 spent and encumbered through February 2020

Project Status FY21 - Coordinating with MDSHA on MOU for improvements. Preliminary design (30%) plans completed. Awaiting SHA funding prior to proceeding with design and construction.

FY 2021 Budget	5,750	0	5,750	0	0	0	0	0	0	0	0	0	0	5,750
Difference 2021 / 2022	0	0	0	0	0	0	0	0	0	0	0	0	0	0

Fiscal 2022 Capital Budget

ROAD CONSTRUCTION PROJECTS

Project: J4250-FY2020 HOWARD ROAD IMPROVEMENTS

Description

A project to improve the safety of Howard Road north of Big Branch Drive. Howard Road is a scenic road.

Justification

Roadway improvements are requested by the Bureau of Highways. The existing sight distance for the road in this area is below standard and poses safety concerns for the travelling public.

Remarks

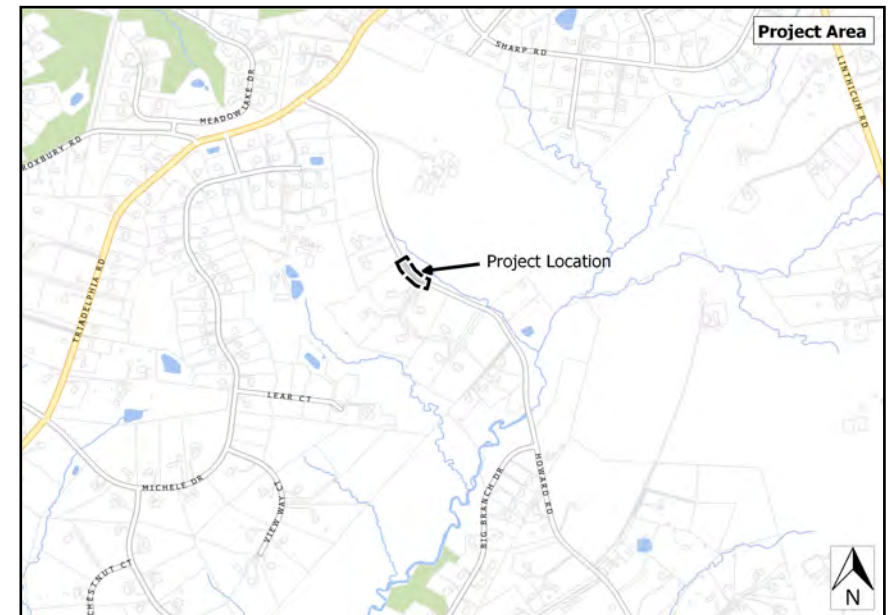
Project Schedule

FY22 - Design

Operating Budget Impact

Estimated annual maintenance costs upon construction completion: None.

FY2022 Bonds - Annual Debt Service Payment	0
FY2022 Bonds - 20-Year Total Debt Service Payment	0
Total Project Bonds - Annual Debt Service Payment	7,635
Total Project Bonds - 20-Year Total Debt Service Payment	152,710



Fiscal 2022 Capital Budget

ROAD CONSTRUCTION PROJECTS

Project: J4250-FY2020 HOWARD ROAD IMPROVEMENTS

(In Thousands)	Five Year Capital Program										Master Plan			
	Prior Appr.	FY2022 Budget	Appr. Total	Fiscal 2023	Fiscal 2024	Fiscal 2025	Fiscal 2026	Fiscal 2027	Sub Total	Fiscal 2028	Fiscal 2029	Fiscal 2030	Fiscal 2031	Total Project
PLANS & ENGINEERING	75	0	75	0	0	0	0	0	0	0	0	0	0	75
LAND ACQUISITION	25	0	25	0	0	0	0	0	0	0	0	0	0	25
Total Expenditures	100	0	100	0	0	0	0	0	0	0	0	0	0	100
BONDS	100	0	100	0	0	0	0	0	0	0	0	0	0	100
Total Funding	100	0	100	0	0	0	0	0	0	0	0	0	0	100

\$0 spent and encumbered through February 2021

\$0 spent and encumbered through February 2020

Project Status FY21 - Design in progress.

FY 2021 Budget	100	0	100	0	0	0	0	0	0	0	0	0		100
Difference 2021 / 2022	0	0	0	0	0	0	0	0	0	0	0	0	0	0

Fiscal 2022 Capital Budget

ROAD CONSTRUCTION PROJECTS

Project: J4251-FY2018 LIME KILN ROAD IMPROVEMENTS

Description

A project to improve the roadway and drainage along Lime Kiln Road between MD 216 and Reservoir Road. Lime Kiln Road is a minor collector.

Justification

Culvert replacement has been requested by the Bureau of Highways. The existing culvert floods regularly, necessitating the closure of the roadway. This, along with the existing sub-standard roadway, causes a safety concern and an inconvenience to the travelling public. The project will be phased for short term culvert replacement and long term roadway improvements.

Remarks

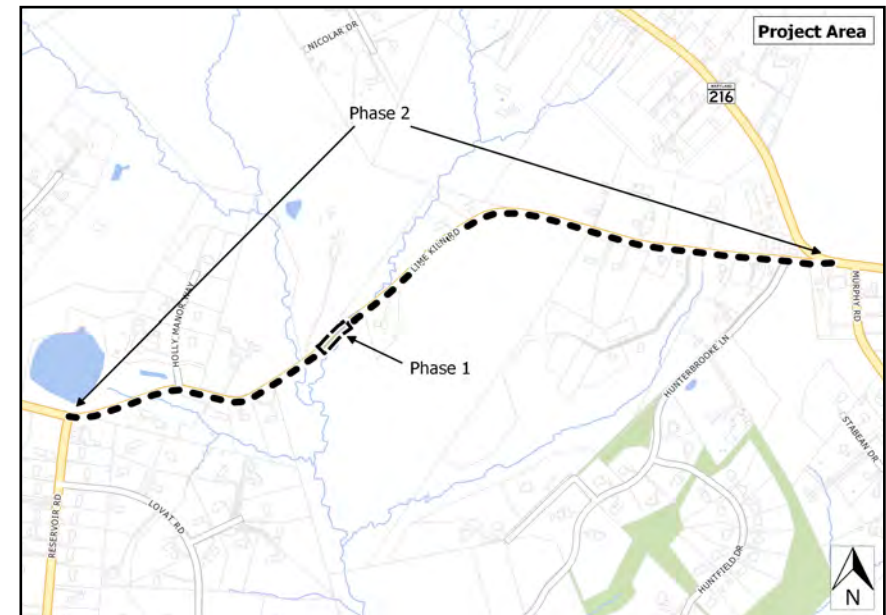
Project Schedule

FY22|23 - Phase 1 land acquisition and utility relocations

Operating Budget Impact

Estimated annual maintenance costs upon completion: Decrease.

FY2022 Bonds - Annual Debt Service Payment	0
FY2022 Bonds - 20-Year Total Debt Service Payment	0
Total Project Bonds - Annual Debt Service Payment	286,330
Total Project Bonds - 20-Year Total Debt Service Payment	5,726,607



Fiscal 2022 Capital Budget

ROAD CONSTRUCTION PROJECTS

Project: J4251-FY2018 LIME KILN ROAD IMPROVEMENTS

(In Thousands)	Five Year Capital Program									Master Plan				
	Prior Appr.	FY2022 Budget	Appr. Total	Fiscal 2023	Fiscal 2024	Fiscal 2025	Fiscal 2026	Fiscal 2027	Sub Total	Fiscal 2028	Fiscal 2029	Fiscal 2030	Fiscal 2031	Total Project
PLANS & ENGINEERING	150	0	150	0	0	0	0	0	0	0	100	0	0	250
LAND ACQUISITION	450	(100)	350	0	0	0	0	0	0	0	0	0	0	350
CONSTRUCTION	150	100	250	0	0	0	0	0	0	0	900	0	2,000	3,150
Total Expenditures	750	0	750	0	0	0	0	0	0	0	1,000	0	2,000	3,750
BONDS	750	0	750	0	0	0	0	0	0	0	1,000	0	2,000	3,750
Total Funding	750	0	750	0	0	0	0	0	0	0	1,000	0	2,000	3,750

\$211,088 spent and encumbered through February 2021

\$86,961 spent and encumbered through February 2020

Project Status FY21 - Design of Phase 1 complete. Land acquisition underway.

FY 2021 Budget	750	0	750	0	0	0	0	0	0	0	0	0		750
Difference 2021 / 2022	0	0	0	0	0	0	0	0	0	0	1,000	0	2,000	3,000

Project: J4252-FY2019 SYSTEMIC INFRASTRUCTURE IMPROVEMENTS TO DNTN ELLICOTT CITY

Description

A project to improve or upgrade road and drainage infrastructure systems as a result of the 2016 Ellicott City Flood. Work will include, but not be limited to: paving, curb and gutter, storm drainage conveyance systems, sidewalks, streetscape, crosswalks, ADA ramps, street lighting, and traffic signal adjustments in the historic Ellicott City perimeter area.

Justification

The 2016 flood caused numerous and obvious road and drainage infrastructure deficiencies. DPW could only address the most urgent needs during the emergency declaration period. Main Street was temporarily repaired, but restoration is not complete. Roads and drainage systems surrounding Main Street such as Old Columbia Pike, Court Avenue, Church Street, Emory Street and Fels Lane also require attention. Upgrades, replacements, corrections and renovations are needed to sustain the public infrastructure into the future.

Remarks

1. Project to be coordinated with C0337.
2. FY18 State Bond Bill not received.

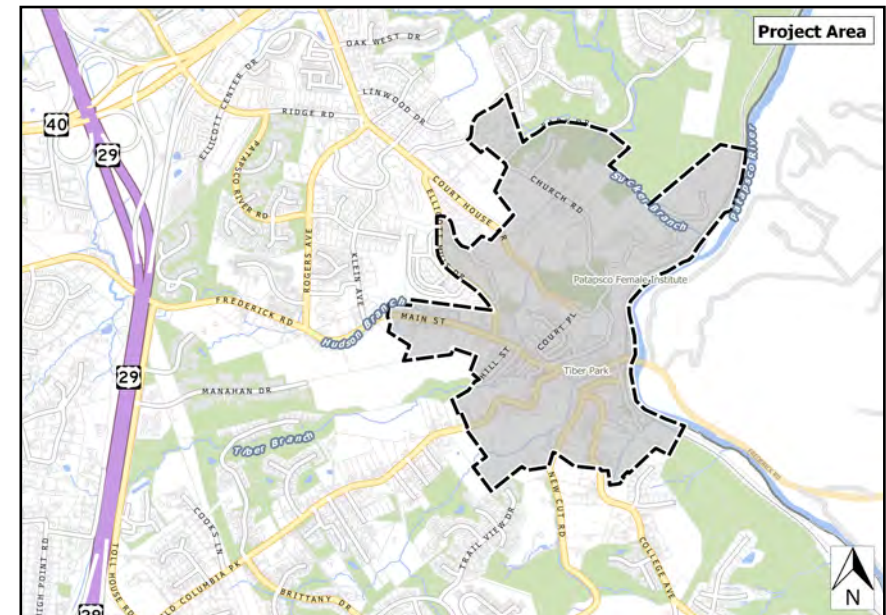
Project Schedule

FY22 - Design

Operating Budget Impact

Estimated annual maintenance costs upon construction completion: \$19,000 per two-lane mile of new roadway.

FY2022 Bonds - Annual Debt Service Payment	0
FY2022 Bonds - 20-Year Total Debt Service Payment	0
Total Project Bonds - Annual Debt Service Payment	103,079
Total Project Bonds - 20-Year Total Debt Service Payment	2,061,578



Fiscal 2022 Capital Budget

ROAD CONSTRUCTION PROJECTS

Project: J4252-FY2019 SYSTEMIC INFRASTRUCTURE IMPROVEMENTS TO DNTN ELLICOTT CITY

(In Thousands)	Five Year Capital Program										Master Plan			
	Prior Appr.	FY2022 Budget	Appr. Total	Fiscal 2023	Fiscal 2024	Fiscal 2025	Fiscal 2026	Fiscal 2027	Sub Total	Fiscal 2028	Fiscal 2029	Fiscal 2030	Fiscal 2031	Total Project
PLANS & ENGINEERING	250	0	250	0	0	0	0	0	0	0	0	0	0	250
LAND ACQUISITION	100	0	100	0	0	0	0	0	0	0	0	0	0	100
CONSTRUCTION	1,000	0	1,000	0	0	0	0	0	0	0	0	0	0	1,000
Total Expenditures	1,350	0	1,350	0	0	0	0	0	0	0	0	0	0	1,350
BONDS	1,350	0	1,350	0	0	0	0	0	0	0	0	0	0	1,350
Total Funding	1,350	0	1,350	0	0	0	0	0	0	0	0	0	0	1,350

\$0 spent and encumbered through February 2021

\$0 spent and encumbered through February 2020

Project Status FY21 - Construction of Main St mid-block crossing underway. Design also underway for drainage improvements along Emory St. at Church Rd.; St. Paul at Maryland Ave.; and Old Columbia Pike at Main St.

FY 2021 Budget	1,350	0	1,350	0	0	0	0	0	0	0	0	0		1,350
Difference 2021 / 2022	0	0	0	0	0	0	0	0	0	0	0	0	0	0

Funding of current available funds should suffice needs for FY21. Project deferred due to funding constraints.

Fiscal 2022 Capital Budget

ROAD CONSTRUCTION PROJECTS

Project: J4711-FY2011 DEVELOPER INSPECTION PROGRAM

Description

A project to provide engineering and related services, computer management, asset management, inspection, testing, staff training, supplies, tools, equipment and vehicles necessary for site inspections for the implementation of developer projects that make additions to the public road and storm water management systems. All projects undertaken with this authority will be fully funded by private funds received from developers requesting such additions to the public system.

Justification

This project is necessary to provide an appropriation for engineering and inspection services. The services are necessary for determining the acceptability of developer work into the infrastructure of the County.

Remarks

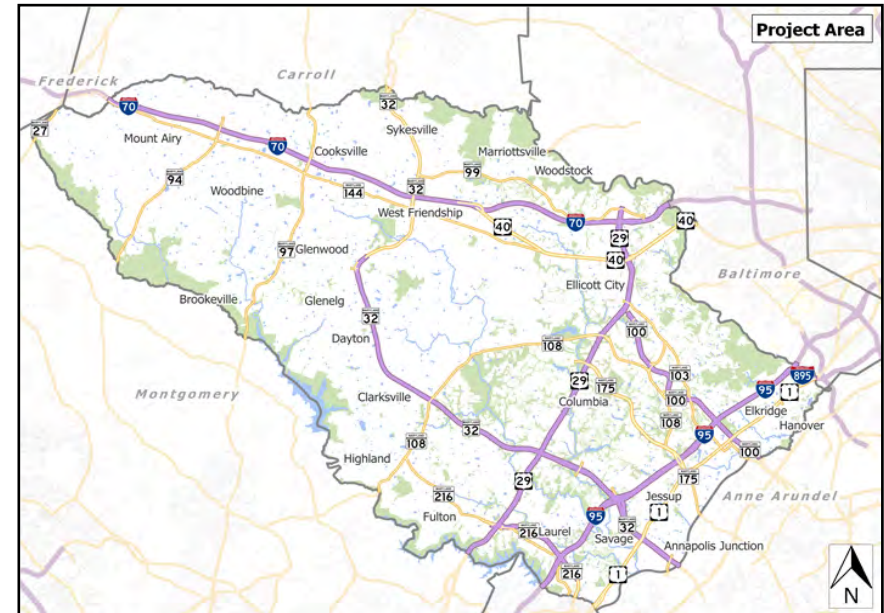
Project Schedule

Ongoing Program

Operating Budget Impact

No Operating Impact

FY2022 Bonds - Annual Debt Service Payment	0
FY2022 Bonds - 20-Year Total Debt Service Payment	0
Total Project Bonds - Annual Debt Service Payment	0
Total Project Bonds - 20-Year Total Debt Service Payment	0



Fiscal 2022 Capital Budget

ROAD CONSTRUCTION PROJECTS

Project: J4711-FY2011 DEVELOPER INSPECTION PROGRAM

(In Thousands)	Five Year Capital Program										Master Plan			
	Prior Appr.	FY2022 Budget	Appr. Total	Fiscal 2023	Fiscal 2024	Fiscal 2025	Fiscal 2026	Fiscal 2027	Sub Total	Fiscal 2028	Fiscal 2029	Fiscal 2030	Fiscal 2031	Total Project
PLANS & ENGINEERING	0	0	0	0	0	0	0	0	0	0	0	0	0	0
LAND ACQUISITION	0	0	0	0	0	0	0	0	0	0	0	0	0	0
CONSTRUCTION	12,000	2,000	14,000	0	2,000	0	0	0	2,000	0	0	0	0	16,000
ADMINISTRATION	0	0	0	0	0	0	0	0	0	0	0	0	0	0
EQUIPMENT & FURNISHINGS	0	0	0	0	0	0	0	0	0	0	0	0	0	0
Total Expenditures	12,000	2,000	14,000	0	2,000	0	0	0	2,000	0	0	0	0	16,000
DEVELOPER CONTRIBUTION	12,000	2,000	14,000	0	2,000	0	0	0	2,000	0	0	0	0	16,000
Total Funding	12,000	2,000	14,000	0	2,000	0	0	0	2,000	0	0	0	0	16,000

\$5,461,730 spent and encumbered through February 2021

\$5,277,681 spent and encumbered through February 2020

Project Status

FY 2021 Budget	12,000	2,000	14,000	0	2,000	0	0	0	2,000	0	0	0		16,000
Difference 2021 / 2022	0	0	0	0	0	0	0	0	0	0	0	0	0	0

Howard County, MD
FY 2022 Executive Proposed Capital Budget
SIDEWALK PROJECTS

Project Information	Funding Source	Prior Approp.	FY 2022	Total	FY 2023	FY 2024	FY 2025	FY 2026	FY 2027	Total
K5035-FY1998 SCHOOL ROUTE PATHWAYS or SIDEWALKS This project is for the installation of sidewalks and-or pathways to provide for improved routes for school children.	B	1,733	400	2,133	250	300	300	300	0	3,283
	P	155	0	155	0	0	0	0	0	155
	Total	1,888	400	2,288	250	300	300	300	0	3,438
K5036-FY1998 ROUTINE SIDEWALK WALKWAY EXTENSIONS A project to design and construct routine sidewalk and walkway extensions up to about 1,000 feet in length.	B	1,620	0	1,620	50	100	100	100	100	2,070
	D	50	0	50	0	0	0	0	0	50
	Total	1,670	0	1,670	50	100	100	100	100	2,120
K5040-FY2005 GUILFORD RD PEDESTRIAN BIKE IMPROVE A project for the design and construction of sidewalk on one or both sides of Guilford Road between Oakland Mills Road and US1.	B	685	0	685	600	0	0	0	0	1,285
	P	40	0	40	0	0	0	0	0	40
	Total	725	0	725	600	0	0	0	0	1,325
K5043-SIDEWALK REPAIR PROGRAM This project is for the repair of deteriorated sidewalks and driveway aprons that are in the public rights-of-way.	B	1,105	0	1,105	0	0	0	0	0	1,105
	O	481	-447	34	0	0	0	0	0	34
	P	3,594	1,447	5,041	1,000	1,000	1,000	1,000	1,000	10,041
	Total	5,180	1,000	6,180	1,000	1,000	1,000	1,000	1,000	11,180
K5054-FY2003 ROADSIDE IMPROVEMENT PROGRAM This project is to repair, replace or install sidewalks, ramps, curbs, trees, and guardrails to comply with applicable Federal, State and County codes, and to reduce liabilities due to deteriorating appurtenances within County rights-of-way.	B	1,965	0	1,965	0	0	0	0	0	1,965
	D	350	0	350	0	0	0	0	0	350
	P	1,400	0	1,400	500	500	500	500	500	3,900
	Total	3,715	0	3,715	500	500	500	500	500	6,215
K5061-FY2007 PEDESTRIAN PLAN PROJECTS A project for the ongoing evaluation, design and construction of pedestrian improvements listed in the Howard County Pedestrian Master Plan.	B	2,851	650	3,501	300	500	500	500	0	5,301
	D	325	0	325	0	0	0	0	0	325
	G	220	0	220	0	0	0	0	0	220

Howard County, MD
FY 2022 Executive Proposed Capital Budget
SIDEWALK PROJECTS

Project Information	Funding Source	Prior Approp.	FY 2022	Total	FY 2023	FY 2024	FY 2025	FY 2026	FY 2027	Total
K5061-FY2007 PEDESTRIAN PLAN PROJECTS	O	650	0	650	0	0	0	0	0	650
A project for the ongoing evaluation, design and construction of pedestrian improvements listed in the Howard County Pedestrian Master Plan.	P	750	0	750	0	0	0	0	0	750
	Total	4,796	650	5,446	300	500	500	500	0	7,246
K5062-FY2009 STATE ROADS SIDEWALK RETROFIT PROGRAM	B	320	0	320	0	0	0	0	0	320
A project to design and construct improved pedestrian access along State roads.	G	270	0	270	0	0	0	0	0	270
	Total	590	0	590	0	0	0	0	0	590
K5063-FY2017 NORTH LAUREL ROAD SIDEWALK	B	75	25	100	100	0	0	0	0	200
A project for the design and construction of a sidewalk along the southwest side of North Laurel Road from Linville Ave to US1.										
	Total	75	25	100	100	0	0	0	0	200
K5064-FY2017 MISSION ROAD SIDEWALK	B	375	0	375	0	0	0	0	0	375
A project to install sidewalk along parts of Mission Road.										
	Total	375	0	375	0	0	0	0	0	375
K5065-FY2018 DONCASTER DRIVE SIDEWALK	B	110	0	110	0	0	0	0	0	110
A project to construct approximately 1,200 LF of sidewalk along Doncaster Drive from Roundhill Road to Hale Haven Road.	P	195	0	195	0	0	0	0	0	195
	Total	305	0	305	0	0	0	0	0	305
K5066-FY2014 BICYCLE PLAN PROJECTS	B	5,096	825	5,921	800	1,000	1,000	1,000	0	9,721
A project for the implementation of the comprehensive Howard County Bicycle Master Plan.	D	204	0	204	0	0	0	0	0	204
	G	1,431	9	1,440	4,000	3,500	2,000	0	0	10,940
	P	100	0	100	0	0	0	0	0	100
	Total	6,831	834	7,665	4,800	4,500	3,000	1,000	0	20,965
K5068 - ADA RAMPS UPGRADE PROGRAM.	B	2,150	1,200	3,350	1,000	1,000	1,000	1,000	1,500	8,850
A program to upgrade sidewalk ramps and curb cuts in compliance with Federal Americans with Disabilities Act 1990 (ADA) requirements.										
	Total	2,150	1,200	3,350	1,000	1,000	1,000	1,000	1,500	8,850

Howard County, MD
FY 2022 Executive Proposed Capital Budget
SIDEWALK PROJECTS

Project Information	Funding Source	Prior Approp.	FY 2022	Total	FY 2023	FY 2024	FY 2025	FY 2026	FY 2027	Total
K5069-BITUMINOUS CURB and GUTTER REPLACEMENT PROGRAMS	B	1,600	400	2,000	400	600	600	600	900	5,100
A program to replace deteriorated or damaged curbs.	Total	1,600	400	2,000	400	600	600	600	900	5,100
SIDEWALK PROJECTS Total		29,900	4,509	34,409	9,000	8,500	7,000	5,000	4,000	67,909

Howard County, MD
FY 2022 Executive Proposed Capital Budget (\$000)
SIDEWALK PROJECTS

	Revenue Source	Prior Total	Current FY	Appropriation Total
B	BONDS	19,685	3,500	23,185
D	DEVELOPER CONTRIBUTION	929	0	929
G	GRANTS	1,921	9	1,930
O	OTHER SOURCES	1,131	-447	684
P	PAY AS YOU GO	6,234	1,447	7,681
Total		29,900	4,509	34,409

Howard County, MD
FY 2022 Executive Proposed 5 Year Capital Budget Project Type Summary
SIDEWALK PROJECTS

Revenue Source	Prior Approp	Current FY	2023	2024	2025	2026	2027	Total
B BONDS	19,685	3,500	3,500	3,500	3,500	3,500	2,500	39,685
D DEVELOPER CONTRIBUTION	929	0	0	0	0	0	0	929
G GRANTS	1,921	9	4,000	3,500	2,000	0	0	11,430
O OTHER SOURCES	1,131	-447	0	0	0	0	0	684
P PAY AS YOU GO	6,234	1,447	1,500	1,500	1,500	1,500	1,500	15,181
Total	29,900	4,509	9,000	8,500	7,000	5,000	4,000	67,909

Fiscal 2022 Capital Budget

SIDEWALK PROJECTS

Project: K5035-FY1998 SCHOOL ROUTE PATHWAYS or SIDEWALKS

Description

This project is for the installation of sidewalks and-or pathways to provide for improved routes for school children.

Justification

The public school system requested the construction of sidewalks and pathways. Installation of these sidewalks and-or pathways are primarily for children walking to and from school. Other recreational and pedestrian transportation benefits can be gained by their installation.

Remarks

1. This project will be coordinated with the Public School System.
2. This project is compatible with the current sidewalk policy.
3. Site next in priority to be evaluated is Deep Run Parkway connection to Mayfield MS.
4. Request represents program advancement.

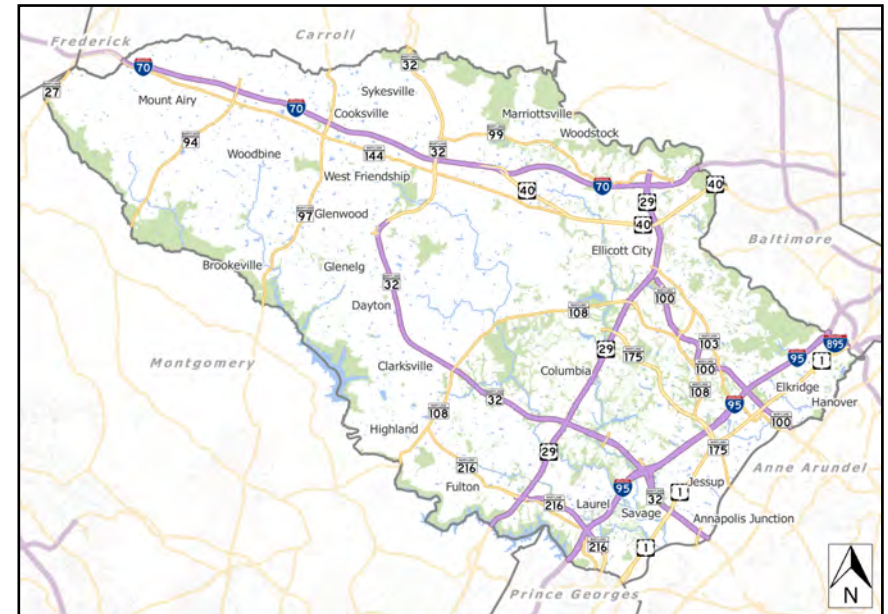
Project Schedule

Program

Operating Budget Impact

Estimated annual maintenance costs upon completion: No Change.

FY2022 Bonds - Annual Debt Service Payment	30,542
FY2022 Bonds - 20-Year Total Debt Service Payment	610,838
Total Project Bonds - Annual Debt Service Payment	342,298
Total Project Bonds - 20-Year Total Debt Service Payment	6,845,967



Fiscal 2022 Capital Budget

SIDEWALK PROJECTS

Project: K5035-FY1998 SCHOOL ROUTE PATHWAYS or SIDEWALKS

(In Thousands)	Five Year Capital Program									Master Plan				
	Prior Appr.	FY2022 Budget	Appr. Total	Fiscal 2023	Fiscal 2024	Fiscal 2025	Fiscal 2026	Fiscal 2027	Sub Total	Fiscal 2028	Fiscal 2029	Fiscal 2030	Fiscal 2031	Total Project
PLANS & ENGINEERING	422	50	472	30	40	40	40	0	150	0	0	0	0	622
LAND ACQUISITION	135	0	135	0	0	0	0	0	0	0	0	0	0	135
CONSTRUCTION	1,323	350	1,673	220	260	260	260	0	1,000	400	400	400	0	3,873
ADMINISTRATION	8	0	8	0	0	0	0	0	0	0	0	0	0	8
Total Expenditures	1,888	400	2,288	250	300	300	300	0	1,150	400	400	400	0	4,638
BONDS	1,733	400	2,133	250	300	300	300	0	1,150	400	400	400	0	4,483
PAY AS YOU GO	155	0	155	0	0	0	0	0	0	0	0	0	0	155
Total Funding	1,888	400	2,288	250	300	300	300	0	1,150	400	400	400	0	4,638

\$929,606 spent and encumbered through February 2021

\$803,683 spent and encumbered through February 2020

Project Status FY21 - In study - Connector path Autumn Hill Dr to Veterans ES, connector path Turkey Farm Pl to Ellicott Mills MS, Hillsboro Crossing at Academy roundabout, crossing at Rockburn ES: 4-way stop control, Deep Run Parkway to Mayfield MS.

In design and land acquisition - Montgomery Road west of Steepridge to Tiberlee), Ilchester Rd (Beechwood to Ilchester Point Ct.).

Projects completed - (FY21) Florey Rd and Winters Ln crossings (studies complete, projects eliminated due to limited benefit), Ilchester Rd (Ilchester Point Ct. to Wharff), Old Annapolis crossing at Whitworth|Waterford, Cedar Crossing at Lightfoot Path. (FY16-FY20) Northfield Rd, Crescent Pathway, Gorman Rd, Old Waterloo Rd, Aladdin Dr, Vollmerhausen Rd, Pathway to Mt. Hebron HS, Pathway between Furrow Ave and Mist Haven Ct, St. Johns Ln, Corporate Ct, Bellanca crossing.

FY 2021 Budget	1,888	400	2,288	400	400	400	400	400	2,000	400	400	400		5,488
Difference 2021 / 2022	0	0	0	(150)	(100)	(100)	(100)	(400)	(850)	0	0	0	0	(850)

Project: K5036-FY1998 ROUTINE SIDEWALK WALKWAY EXTENSIONS

Description

A project to design and construct routine sidewalk and walkway extensions up to about 1,000 feet in length.

Justification

Projects will be initiated by public request or where a need is created by development or to connect existing walks.

Remarks

1. This project is compatible with current sidewalk policy.
2. Construction of some projects may be dependent on donation of necessary easements.
3. Current project locations include: MD108 (Jericho Rd. to Ridermark) and US1 southbound (Howard Square development to Shell station).
4. Request represents program advancement.

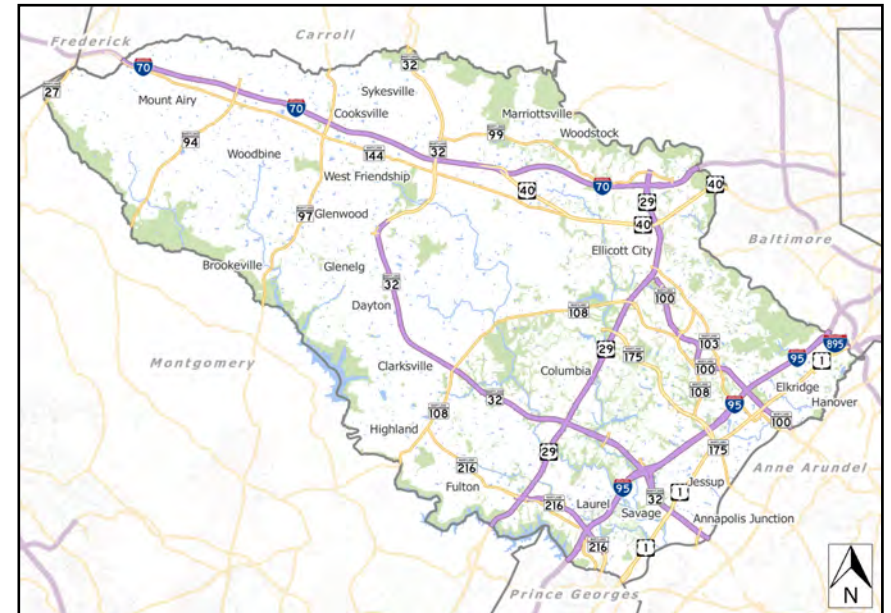
Project Schedule

Program

Operating Budget Impact

Estimated annual maintenance costs upon completion: No Change.

FY2022 Bonds - Annual Debt Service Payment	0
FY2022 Bonds - 20-Year Total Debt Service Payment	0
Total Project Bonds - Annual Debt Service Payment	215,320
Total Project Bonds - 20-Year Total Debt Service Payment	4,306,408



Fiscal 2022 Capital Budget

SIDEWALK PROJECTS

Project: K5036-FY1998 ROUTINE SIDEWALK WALKWAY EXTENSIONS

(In Thousands)	Five Year Capital Program										Master Plan			
	Prior Appr.	FY2022 Budget	Appr. Total	Fiscal 2023	Fiscal 2024	Fiscal 2025	Fiscal 2026	Fiscal 2027	Sub Total	Fiscal 2028	Fiscal 2029	Fiscal 2030	Fiscal 2031	Total Project
PLANS & ENGINEERING	425	0	425	10	20	20	20	20	90	0	0	0	0	515
LAND ACQUISITION	20	0	20	0	0	0	0	0	0	0	0	0	0	20
CONSTRUCTION	1,221	0	1,221	40	80	80	80	80	360	250	250	250	0	2,331
ADMINISTRATION	2	0	2	0	0	0	0	0	0	0	0	0	0	2
EQUIPMENT & FURNISHINGS	2	0	2	0	0	0	0	0	0	0	0	0	0	2
Total Expenditures	1,670	0	1,670	50	100	100	100	100	450	250	250	250	0	2,870
BONDS	1,620	0	1,620	50	100	100	100	100	450	250	250	250	0	2,820
DEVELOPER CONTRIBUTION	50	0	50	0	0	0	0	0	0	0	0	0	0	50
Total Funding	1,670	0	1,670	50	100	100	100	100	450	250	250	250	0	2,870

\$791,766 spent and encumbered through February 2021

\$791,333 spent and encumbered through February 2020

Project Status FY21 - In Study: Frederick Rd (opposite Plumtree to Underoak), Oakland Mills Rd (Sohap Ln to Shadow Fall Ter) and Centennial Ln (Centennial Woods to Century), MD108 (Jericho Rd to Ridermark), Mellenbrook Rd (Wild Bees Ln to MD108).

In Design: MD 108 at Richards Valley Rd.

Study Complete: Baltimore Ave, Old Waterloo Rd, Bellanca (Gardenview to Montgomery Rd to be completed by developer).

Construction complete: Northbound Oakland Mills Rd at Fairwell Rd, Montgomery Rd at Lynn Lane, Falls Run Rd, MD 108 at Snowden River Parkway, Burnside Dr, Mellenbrook Rd, Mayfield Ave, Stonecrest Dr, Freetown Rd at Quarterstaff Rd, Montgomery Rd, Ridge Rd, Harmony Ln, King's Grant Pathway, Madison Ave, Font Hill Dr, Rivendell Ln, Whitworth Way, Executive Park Dr, St. John's Ln and Springfield Dr, Old Annapolis Rd (Oak Hill to Woodland), Sybert Dr (Columba Hills to Meadowbrook).

FY 2021 Budget	1,670	250	1,920	250	250	250	250	250	1,250	250	250	250		3,920
Difference 2021 / 2022	0	(250)	(250)	(200)	(150)	(150)	(150)	(150)	(800)	0	0	0	0	(1,050)

Project: K5040-FY2005 GUILFORD RD PEDESTRIAN BIKE IMPROVE

Description

A project for the design and construction of sidewalk on one or both sides of Guilford Road between Oakland Mills Road and US1.

Justification

Significant pedestrian and bicycle activity has been observed on Guilford Road. Housing in the area generates a substantial number of trips. The need for improvements to Guilford Road is cited in the Howard County Comprehensive Transportation Plan.

Remarks

1. Department of Recreation and Parks requested extension of sidewalks from US1 and Oakland Mills Road to Guilford Park.
2. Project to be coordinated with North side of Guilford Road Phase 4 of D1140, and J4214 to be coordinated with Phase II.
3. Project to be completed in phases: Additional phasing to be determined in the future.
4. Construction of this project may be dependent upon donation of easements and-or resident cost share participation.
5. The planned opening of High School #13 will increase pedestrian activity.

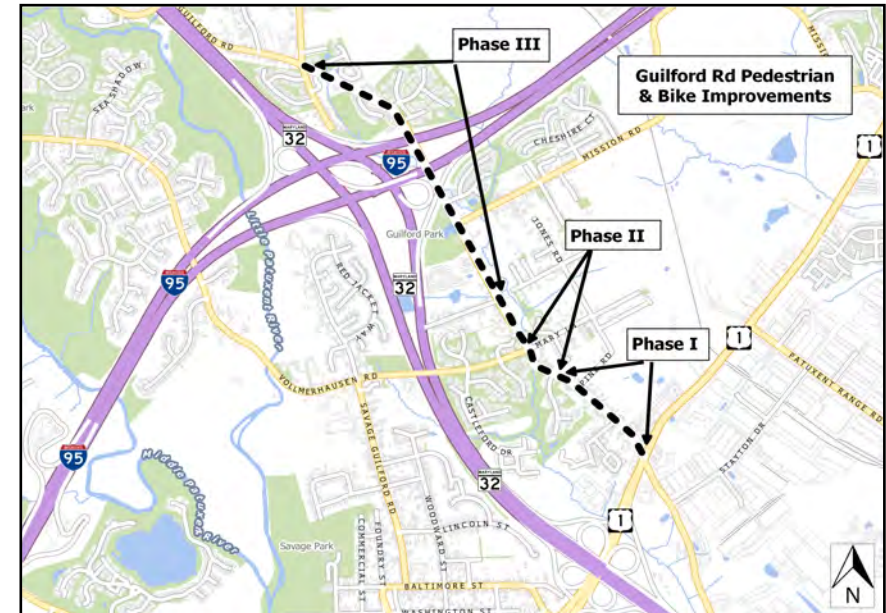
Project Schedule

- FY22 - Phase I Land Acquisition
- FY23 - Phase I Construction

Operating Budget Impact

Estimated annual maintenance costs upon completion: No change for sidewalks.

FY2022 Bonds - Annual Debt Service Payment	0
FY2022 Bonds - 20-Year Total Debt Service Payment	0
Total Project Bonds - Annual Debt Service Payment	98,116
Total Project Bonds - 20-Year Total Debt Service Payment	1,962,317



Fiscal 2022 Capital Budget

SIDEWALK PROJECTS

Project: K5040-FY2005 GUILFORD RD PEDESTRIAN BIKE IMPROVE

(In Thousands)	Five Year Capital Program									Master Plan				
	Prior Appr.	FY2022 Budget	Appr. Total	Fiscal 2023	Fiscal 2024	Fiscal 2025	Fiscal 2026	Fiscal 2027	Sub Total	Fiscal 2028	Fiscal 2029	Fiscal 2030	Fiscal 2031	Total Project
PLANS & ENGINEERING	215	0	215	0	0	0	0	0	0	0	0	0	0	215
LAND ACQUISITION	320	0	320	0	0	0	0	0	0	0	0	0	0	320
CONSTRUCTION	180	0	180	600	0	0	0	0	600	0	0	0	0	780
ADMINISTRATION	10	0	10	0	0	0	0	0	0	0	0	0	0	10
Total Expenditures	725	0	725	600	0	0	0	0	600	0	0	0	0	1,325
BONDS	685	0	685	600	0	0	0	0	600	0	0	0	0	1,285
PAY AS YOU GO	40	0	40	0	0	0	0	0	0	0	0	0	0	40
Total Funding	725	0	725	600	0	0	0	0	600	0	0	0	0	1,325

\$329,746 spent and encumbered through February 2021

\$329,746 spent and encumbered through February 2020

Project Status FY21 - Phase I Design in progress; land acquisition needed for (23) properties.

Phase II - Winterbrook to Vollmerhausen construction complete.

FY 2021 Budget	725	0	725	637	0	0	0	0	637	0	0	0		1,362
Difference 2021 / 2022	0	0	0	(37)	0	0	0	0	(37)	0	0	0	0	(37)

Construction funding request has been deferred 2 years due to anticipated time frame to acquire necessary easements and rights of entry.

Fiscal 2022 Capital Budget

SIDEWALK PROJECTS

Project: K5043-SIDEWALK REPAIR PROGRAM

Description

This project is for the repair of deteriorated sidewalks and driveway aprons that are in the public rights-of-way.

Justification

Program has been developed in response to Council Bill #63-1988 for sidewalk repair by County contract, with the provision that abutting property owners shall reimburse the County for expenses or identified repairs over a five-year period.

Remarks

1. This project was first funded in FY99 as a replacement for one begun in FY92.
2. The programmed monies will be used on a first-come first-served basis.
3. OTHER funds represent private homeowner reimbursements.
4. County will be responsible for sidewalks damaged by public street tree and-or County water and sewer utilities.
5. County owns and maintains approx.4,734,200 linear feet (900 miles) of sidewalks.

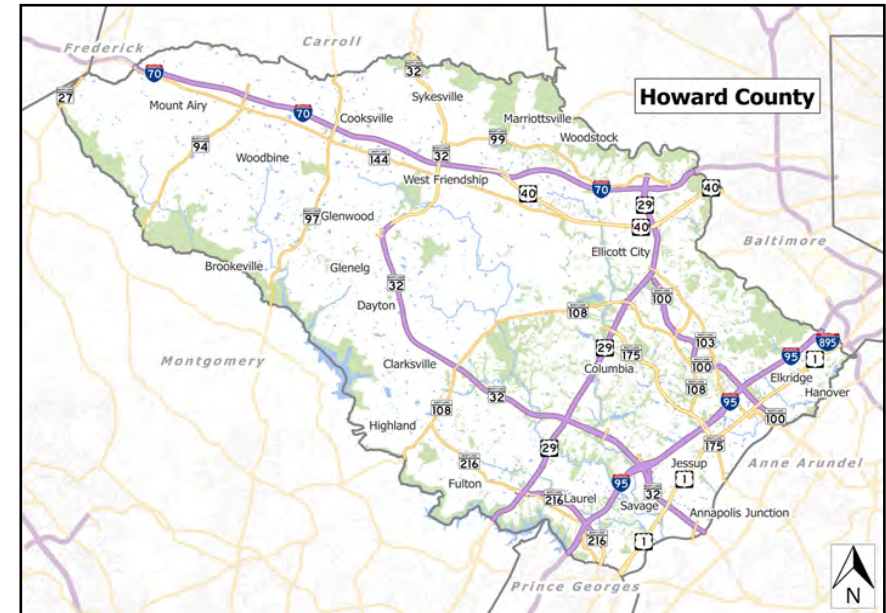
Project Schedule

Approximately 10 miles of sidewalks replaced per \$1M budgeted.
Close at program completion.

Operating Budget Impact

None

FY2022 Bonds - Annual Debt Service Payment	0
FY2022 Bonds - 20-Year Total Debt Service Payment	0
Total Project Bonds - Annual Debt Service Payment	84,372
Total Project Bonds - 20-Year Total Debt Service Payment	1,687,440



Fiscal 2022 Capital Budget

SIDEWALK PROJECTS

Project: K5043-SIDEWALK REPAIR PROGRAM

(In Thousands)	Five Year Capital Program									Master Plan				Total Project
	Prior Appr.	FY2022 Budget	Appr. Total	Fiscal 2023	Fiscal 2024	Fiscal 2025	Fiscal 2026	Fiscal 2027	Sub Total	Fiscal 2028	Fiscal 2029	Fiscal 2030	Fiscal 2031	
PLANS & ENGINEERING	260	0	260	0	0	0	0	0	0	0	0	0	0	260
CONSTRUCTION	4,845	1,000	5,845	1,000	1,000	1,000	1,000	1,000	5,000	1,000	1,000	1,000	1,000	14,845
ADMINISTRATION	75	0	75	0	0	0	0	0	0	0	0	0	0	75
Total Expenditures	5,180	1,000	6,180	1,000	1,000	1,000	1,000	1,000	5,000	1,000	1,000	1,000	1,000	15,180
BONDS	1,105	0	1,105	0	0	0	0	0	0	0	0	0	0	1,105
OTHER SOURCES	481	(447)	34	0	0	0	0	0	0	0	0	0	0	34
PAY AS YOU GO	3,594	1,447	5,041	1,000	1,000	1,000	1,000	1,000	5,000	1,000	1,000	1,000	1,000	14,041
Total Funding	5,180	1,000	6,180	1,000	1,000	1,000	1,000	1,000	5,000	1,000	1,000	1,000	1,000	15,180

\$5,177,861 spent and encumbered through February 2021

\$5,179,133 spent and encumbered through February 2020

Project Status In progress

FY 2021 Budget	5,180	1,000	6,180	1,000	1,000	1,000	1,000	1,000	5,000	1,000	1,000	1,000		14,180
Difference 2021 / 2022	0	0	0	0	0	0	0	0	0	0	0	0	1,000	1,000

None

Fiscal 2022 Capital Budget

SIDEWALK PROJECTS

Project: K5054-FY2003 ROADSIDE IMPROVEMENT PROGRAM

Description

This project is to repair, replace or install sidewalks, ramps, curbs, trees, and guardrails to comply with applicable Federal, State and County codes, and to reduce liabilities due to deteriorating appurtenances within County rights-of-way.

Justification

In accordance with Federal Americans with Disabilities Act and Council Resolution 195|1985 to provide disability ramps throughout the County, and to replace damaged curb, trees and guardrails that could pose other hazards.

Remarks

1. Locations to be determined on a requested or as needed basis.
2. Developer monies can be used in lieu of them making limited improvements.

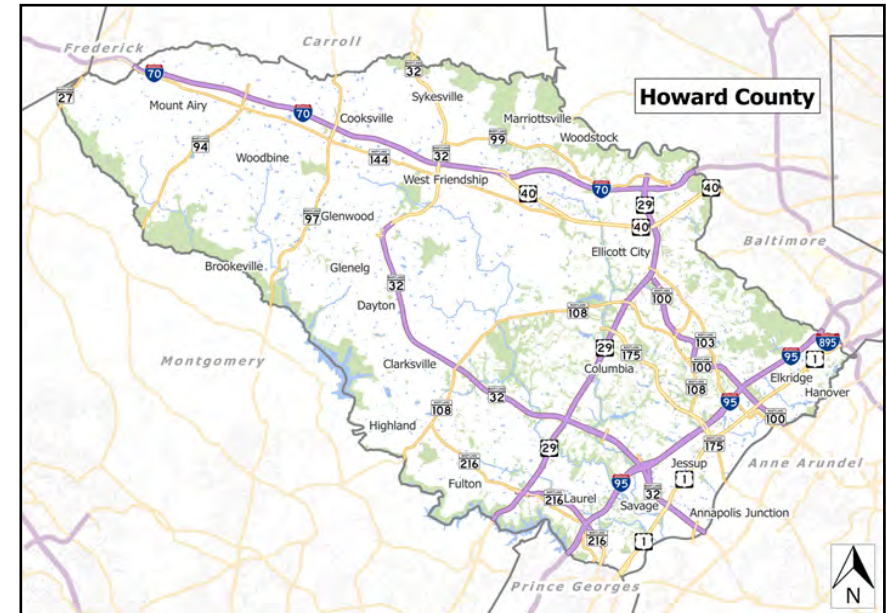
Project Schedule

Project completed as funding available.
Close at program completion.

Operating Budget Impact

None

FY2022 Bonds - Annual Debt Service Payment	0
FY2022 Bonds - 20-Year Total Debt Service Payment	0
Total Project Bonds - Annual Debt Service Payment	150,037
Total Project Bonds - 20-Year Total Debt Service Payment	3,000,742



Explanation of Changes

None

Fiscal 2022 Capital Budget

SIDEWALK PROJECTS

Project: K5054-FY2003 ROADSIDE IMPROVEMENT PROGRAM

(In Thousands)	Five Year Capital Program									Master Plan				
	Prior Appr.	FY2022 Budget	Appr. Total	Fiscal 2023	Fiscal 2024	Fiscal 2025	Fiscal 2026	Fiscal 2027	Sub Total	Fiscal 2028	Fiscal 2029	Fiscal 2030	Fiscal 2031	Total Project
PLANS & ENGINEERING	200	0	200	0	0	0	0	0	0	0	0	0	0	200
CONSTRUCTION	3,495	0	3,495	500	500	500	500	500	2,500	500	500	500	500	7,995
ADMINISTRATION	20	0	20	0	0	0	0	0	0	0	0	0	0	20
Total Expenditures	3,715	0	3,715	500	500	500	500	500	2,500	500	500	500	500	8,215
BONDS	1,965	0	1,965	0	0	0	0	0	0	0	0	0	0	1,965
DEVELOPER CONTRIBUTION	350	0	350	0	0	0	0	0	0	0	0	0	0	350
PAY AS YOU GO	1,400	0	1,400	500	500	500	500	500	2,500	500	500	500	500	5,900
Total Funding	3,715	0	3,715	500	500	500	500	500	2,500	500	500	500	500	8,215

\$3,697,913 spent and encumbered through February 2021

\$3,697,913 spent and encumbered through February 2020

Project Status In progress

FY 2021 Budget	3,715	500	4,215	500	500	500	500	500	2,500	500	500	500		8,215
Difference 2021 / 2022	0	(500)	(500)	0	0	0	0	0	0	0	0	0	500	0

None

Project: K5061-FY2007 PEDESTRIAN PLAN PROJECTS

Description

A project for the ongoing evaluation, design and construction of pedestrian improvements listed in the Howard County Pedestrian Master Plan. The candidate project list is updated annually by the Office of Transportation in coordination with the Department of Public Works.

Justification

Pedestrian projects in Howard County, both private sector and State-County funded, need to be implemented in a consistent ongoing manner derived from a comprehensive, systemic planning process. The Howard County Pedestrian Master Plan provides a comprehensive plan and ongoing process for prioritizing the use of capital funds directed at improving pedestrian safety, mobility, and access to transit, schools, parks etc.

Remarks

1. Project addresses collector classification roads. Local roads are addressed under other programs.
2. Project is a cooperative effort of the Department of Public Works and the Office of Transportation.
3. GRANT represents Transportation Enhancement Grant from SHA.
4. Construction of some projects may be dependent on donation of necessary easements.
5. OTHER SOURCES represents revenue from automated speed enforcement fund.
6. Request represents program advancement.

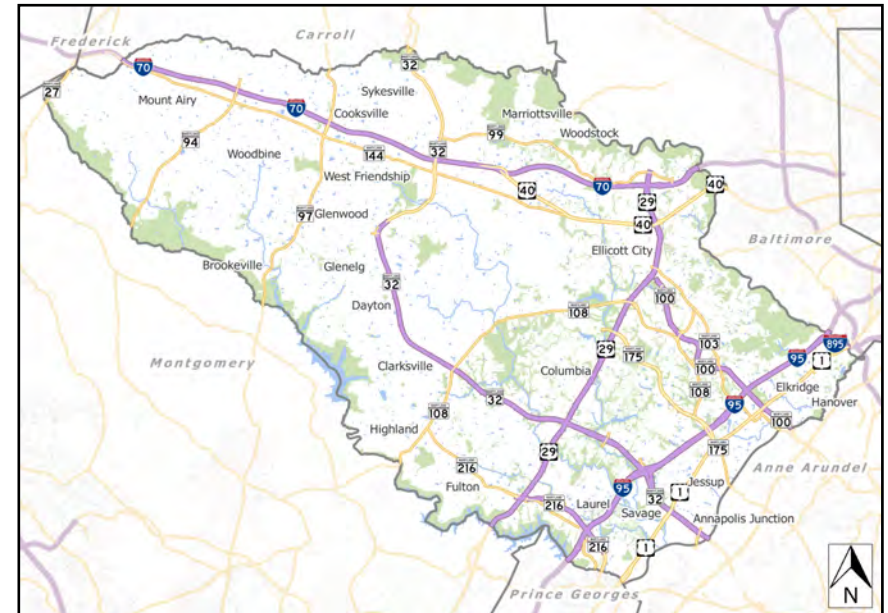
Project Schedule

Program

Operating Budget Impact

Estimated annual maintenance costs upon completion: No Change.

FY2022 Bonds - Annual Debt Service Payment	49,631
FY2022 Bonds - 20-Year Total Debt Service Payment	992,612
Total Project Bonds - Annual Debt Service Payment	404,757
Total Project Bonds - 20-Year Total Debt Service Payment	8,095,131



Fiscal 2022 Capital Budget

SIDEWALK PROJECTS

Project: K5061-FY2007 PEDESTRIAN PLAN PROJECTS

(In Thousands)	Five Year Capital Program									Master Plan				
	Appropriation Object Class	Prior Appr.	FY2022 Budget	Appr. Total	Fiscal 2023	Fiscal 2024	Fiscal 2025	Fiscal 2026	Fiscal 2027	Sub Total	Fiscal 2028	Fiscal 2029	Fiscal 2030	Fiscal 2031
PLANS & ENGINEERING	1,190	100	1,290	40	75	75	75	0	265	0	0	0	0	1,555
LAND ACQUISITION	310	50	360	20	35	35	35	0	125	0	0	0	0	485
CONSTRUCTION	3,286	500	3,786	240	390	390	390	0	1,410	0	0	0	0	5,196
ADMINISTRATION	10	0	10	0	0	0	0	0	0	0	0	0	0	10
Total Expenditures	4,796	650	5,446	300	500	500	500	0	1,800	0	0	0	0	7,246
BONDS	2,851	650	3,501	300	500	500	500	0	1,800	0	0	0	0	5,301
DEVELOPER CONTRIBUTION	325	0	325	0	0	0	0	0	0	0	0	0	0	325
GRANTS	220	0	220	0	0	0	0	0	0	0	0	0	0	220
OTHER SOURCES	650	0	650	0	0	0	0	0	0	0	0	0	0	650
PAY AS YOU GO	750	0	750	0	0	0	0	0	0	0	0	0	0	750
Total Funding	4,796	650	5,446	300	500	500	500	0	1,800	0	0	0	0	7,246

\$2,475,447 spent and encumbered through February 2021

\$2,220,416 spent and encumbered through February 2020

Project Status FY21 Projects in Study: Walk Howard structured projects that are feasible and prioritized.

FY21 Projects in Design: Loc 03, Montgomery Rd (Rowanberry to Lawyers Hill Apts); Loc 52 Segment C, Whiskey Bottom Rd (Moonshine Hollow to Lantern Way); Loc 52 Segment E, Whiskey Bottom Rd (N. Laurel Comm. Ctr. to Butterfield Grove); Loc 52 Segment G, Whiskey Bottom Rd (US1 to Kings Post Ct); Loc 125, MD108 (Richards Valley N. to Goldfinch);

Project Complete: Loc 52 Segment B, Whiskey Bottom Rd (All Saints to Moonshine Hollow); Oakland Mills Rd (Malindy Cir N to BGE lines) study complete and project eliminated. Loc 52 Segment A, Whiskey Bottom Rd. (Stephens to All Saints); Loc 214, Twin Rivers; Loc 155, Aladdin Dr. near Hammond School; Loc 45, Howard St.; Loc 60, Assateague Dr.; Loc 143, Broken Land Pathway, Loc 42, Guilford Rd. (US1 to 10408 Guilford at Community Center); Loc 104, US40 at Normandy Center.

FY 2021 Budget	4,796	650	5,446	650	650	650	0	0	1,950	0	0	0		7,396
Difference 2021 / 2022	0	0	0	(350)	(150)	(150)	500	0	(150)	0	0	0	0	(150)

Project: K5062-FY2009 STATE ROADS SIDEWALK RETROFIT PROGRAM

Description

A project to design and construct improved pedestrian access along State roads.

Justification

Many State roads are without sidewalks or shoulders for pedestrians. Citizens have expressed interest in improving access for residential areas and-or commercial industrial sites. These projects will reduce pedestrian accident potential.

Remarks

1. GRANT funds are State Retrofit Sidewalk Program available to complement County funds. The County must provide matching funds for each site.
2. Program is coordinated with SHA.

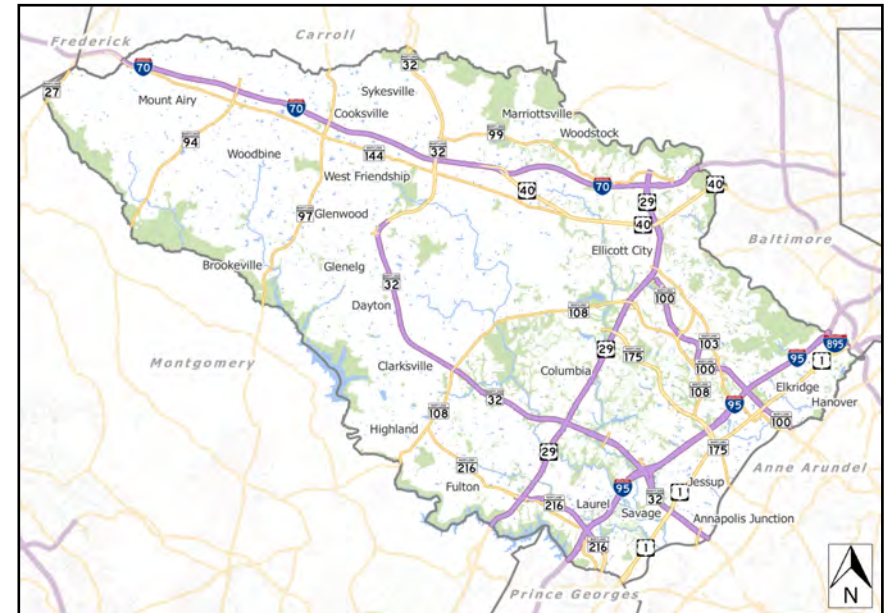
Project Schedule

Program

Operating Budget Impact

Estimated annual maintenance costs upon completion: No Change.

FY2022 Bonds - Annual Debt Service Payment	0
FY2022 Bonds - 20-Year Total Debt Service Payment	0
Total Project Bonds - Annual Debt Service Payment	24,434
Total Project Bonds - 20-Year Total Debt Service Payment	488,670



Fiscal 2022 Capital Budget

SIDEWALK PROJECTS

Project: K5062-FY2009 STATE ROADS SIDEWALK RETROFIT PROGRAM

(In Thousands)	Five Year Capital Program										Master Plan			
	Prior Appr.	FY2022 Budget	Appr. Total	Fiscal 2023	Fiscal 2024	Fiscal 2025	Fiscal 2026	Fiscal 2027	Sub Total	Fiscal 2028	Fiscal 2029	Fiscal 2030	Fiscal 2031	Total Project
PLANS & ENGINEERING	220	0	220	0	0	0	0	0	0	0	0	0	0	220
LAND ACQUISITION	95	0	95	0	0	0	0	0	0	0	0	0	0	95
CONSTRUCTION	275	0	275	0	0	0	0	0	0	0	0	0	0	275
Total Expenditures	590	0	590	0	0	0	0	0	0	0	0	0	0	590
BONDS	320	0	320	0	0	0	0	0	0	0	0	0	0	320
GRANTS	270	0	270	0	0	0	0	0	0	0	0	0	0	270
Total Funding	590	0	590	0	0	0	0	0	0	0	0	0	0	590

\$6,702 spent and encumbered through February 2021

\$6,702 spent and encumbered through February 2020

Project Status FY21 - Projects in Study: MD99, St. Johns Ln to Maple Rock Dr, US40, Chatham Ln. to St. Johns Ln., US1 (gaps between Dr. Patel and Montgomery).

Projects in Design: US1 southbound east side (N Laurel Rd to Laurel Racetrack improvements); US1, Crestmount to Cedar.

Projects on hold: US1 from Whiskey Bottom Rd. to County line; MD99, Raleigh Tavern to Wetherburn (MD99 investigation with SHA completed),

FY 2021 Budget	590	0	590	100	0	100	0	0	200	0	0	0		790
Difference 2021 / 2022	0	0	0	(100)	0	(100)	0	0	(200)	0	0	0	0	(200)

Project: K5063-FY2017 NORTH LAUREL ROAD SIDEWALK

Description

A project for the design and construction of a sidewalk along the southwest side of North Laurel Road from Linville Ave to US1.

Justification

This project was requested by the community, will complement the work done to extend the sidewalk from Baltimore Ave to Linville Ave and will provide a pedestrian connection to US1.

Remarks

1. The sidewalk will be approximately 1,100 feet in length.
2. Curb and gutter may be included if necessary.

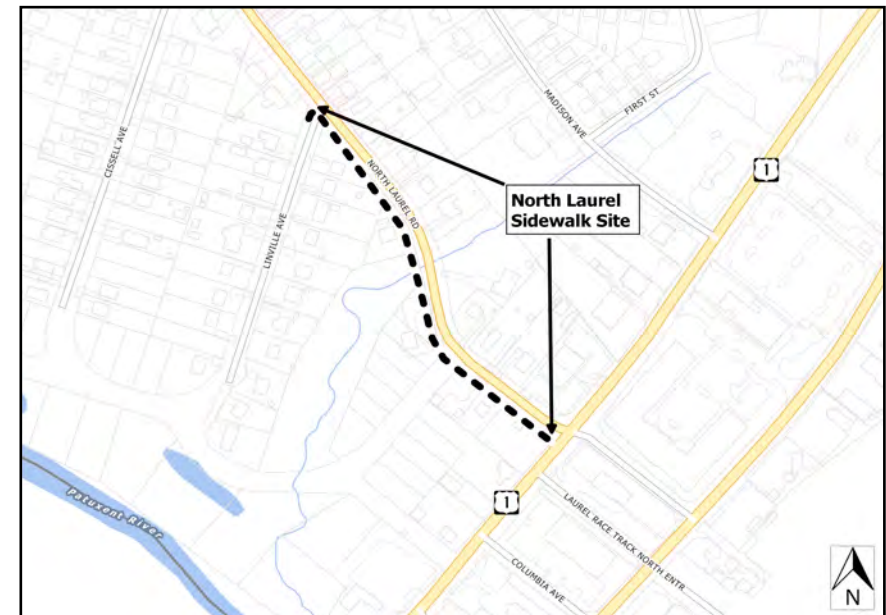
Project Schedule

- FY22 - Design.
- FY23 - Land Acquisition.
- FY24 - Construction.

Operating Budget Impact

Estimated annual maintenance costs upon completion: No Change.

FY2022 Bonds - Annual Debt Service Payment	1,909
FY2022 Bonds - 20-Year Total Debt Service Payment	38,177
Total Project Bonds - Annual Debt Service Payment	15,271
Total Project Bonds - 20-Year Total Debt Service Payment	305,419



Fiscal 2022 Capital Budget

SIDEWALK PROJECTS

Project: K5063-FY2017 NORTH LAUREL ROAD SIDEWALK

(In Thousands)	Five Year Capital Program										Master Plan			
	Prior Appr.	FY2022 Budget	Appr. Total	Fiscal 2023	Fiscal 2024	Fiscal 2025	Fiscal 2026	Fiscal 2027	Sub Total	Fiscal 2028	Fiscal 2029	Fiscal 2030	Fiscal 2031	Total Project
PLANS & ENGINEERING	75	0	75	0	0	0	0	0	0	0	0	0	0	75
LAND ACQUISITION	0	25	25	0	0	0	0	0	0	0	0	0	0	25
CONSTRUCTION	0	0	0	100	0	0	0	0	100	0	0	0	0	100
Total Expenditures	75	25	100	100	0	0	0	0	100	0	0	0	0	200
BONDS	75	25	100	100	0	0	0	0	100	0	0	0	0	200
Total Funding	75	25	100	100	0	0	0	0	100	0	0	0	0	200

\$0 spent and encumbered through February 2021

\$0 spent and encumbered through February 2020

Project Status FY21 - Design is in progress.

FY 2021 Budget	75	25	100	100	0	0	0	0	100	0	0	0		200
Difference 2021 / 2022	0	0	0	0	0	0	0	0	0	0	0	0	0	0

Land acquisition funds have been shifted to FY22 to allow design to progress to an appropriate level.

Project: K5064-FY2017 MISSION ROAD SIDEWALK

Description

A project to install sidewalk along parts of Mission Road. Area 1 will install sidewalk from Pleasant Chase Road to the Ridgley's Run Community Center. This installation involves modification of the existing culvert in order to accommodate a sidewalk. Area 2 will address Mission Road from Guilford Road to Concord Drive.

Justification

Area 1 - There are a number of residents that could walk to the community center rather than drive if a sidewalk was installed. This portion of sidewalk is currently deferred due to constructability issues.

Area 2 - Some sidewalk already exists; this project will complete the system.

Remarks

The planned opening of High School #13 will increase pedestrian activity.

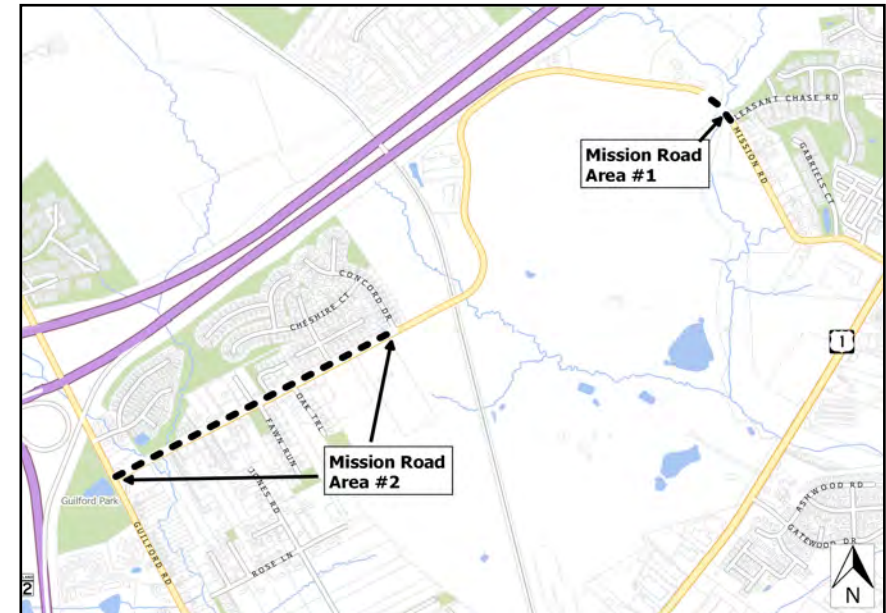
Project Schedule

FY22 - Land acquisition and construction.

Operating Budget Impact

Estimated annual maintenance costs upon completion: No Change.

FY2022 Bonds - Annual Debt Service Payment	0
FY2022 Bonds - 20-Year Total Debt Service Payment	0
Total Project Bonds - Annual Debt Service Payment	28,633
Total Project Bonds - 20-Year Total Debt Service Payment	572,661



Fiscal 2022 Capital Budget

SIDEWALK PROJECTS

Project: K5064-FY2017 MISSION ROAD SIDEWALK

(In Thousands)	Five Year Capital Program										Master Plan			
	Prior Appr.	FY2022 Budget	Appr. Total	Fiscal 2023	Fiscal 2024	Fiscal 2025	Fiscal 2026	Fiscal 2027	Sub Total	Fiscal 2028	Fiscal 2029	Fiscal 2030	Fiscal 2031	Total Project
PLANS & ENGINEERING	125	0	125	0	0	0	0	0	0	0	0	0	0	125
LAND ACQUISITION	50	0	50	0	0	0	0	0	0	0	0	0	0	50
CONSTRUCTION	200	0	200	0	0	0	0	0	0	0	0	0	0	200
Total Expenditures	375	0	375	0	0	0	0	0	0	0	0	0	0	375
BONDS	375	0	375	0	0	0	0	0	0	0	0	0	0	375
Total Funding	375	0	375	0	0	0	0	0	0	0	0	0	0	375

\$105,722 spent and encumbered through February 2021

\$96,706 spent and encumbered through February 2020

Project Status FY21 - Design complete and land acquisition in progress.

FY 2021 Budget	375	0	375	0	0	0	0	0	0	0	0	0		375
Difference 2021 / 2022	0	0	0	0	0	0	0	0	0	0	0	0	0	0

None

Fiscal 2022 Capital Budget

SIDEWALK PROJECTS

Project: K5065-FY2018 DONCASTER DRIVE SIDEWALK

Description

A project to construct approximately 1,200 LF of sidewalk along Doncaster Drive from Roundhill Road to Hale Haven Road.

Justification

This missing piece of sidewalk has been requested by residents of the area and the school system.

Remarks

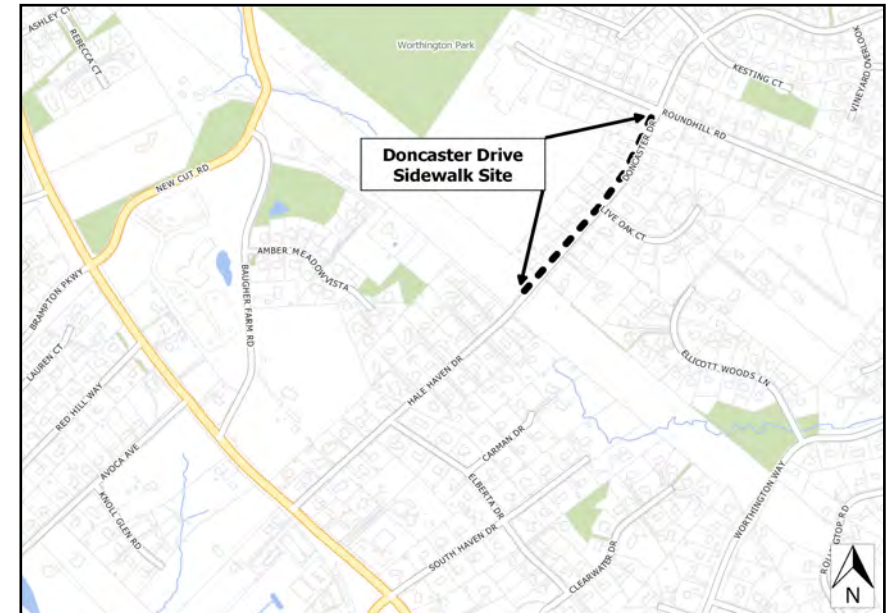
Project Schedule

FY22 - Construction Complete

Operating Budget Impact

Estimated annual maintenance costs upon completion: No Change.

FY2022 Bonds - Annual Debt Service Payment	0
FY2022 Bonds - 20-Year Total Debt Service Payment	0
Total Project Bonds - Annual Debt Service Payment	8,399
Total Project Bonds - 20-Year Total Debt Service Payment	167,980



Fiscal 2022 Capital Budget

SIDEWALK PROJECTS

Project: K5065-FY2018 DONCASTER DRIVE SIDEWALK

(In Thousands)	Five Year Capital Program										Master Plan			
	Prior Appr.	FY2022 Budget	Appr. Total	Fiscal 2023	Fiscal 2024	Fiscal 2025	Fiscal 2026	Fiscal 2027	Sub Total	Fiscal 2028	Fiscal 2029	Fiscal 2030	Fiscal 2031	Total Project
PLANS & ENGINEERING	50	0	50	0	0	0	0	0	0	0	0	0	0	50
LAND ACQUISITION	25	0	25	0	0	0	0	0	0	0	0	0	0	25
CONSTRUCTION	230	0	230	0	0	0	0	0	0	0	0	0	0	230
Total Expenditures	305	0	305	0	0	0	0	0	0	0	0	0	0	305
BONDS	110	0	110	0	0	0	0	0	0	0	0	0	0	110
PAY AS YOU GO	195	0	195	0	0	0	0	0	0	0	0	0	0	195
Total Funding	305	0	305	0	0	0	0	0	0	0	0	0	0	305

\$206,417 spent and encumbered through February 2021

\$41,573 spent and encumbered through February 2020

Project Status FY21 - Construction Complete

FY 2021 Budget	305	0	305	0	0	0	0	0	0	0	0	0		305
Difference 2021 / 2022	0	0	0	0	0	0	0	0	0	0	0	0	0	0

None

Fiscal 2022 Capital Budget

SIDEWALK PROJECTS

Project: K5066-FY2014 BICYCLE PLAN PROJECTS

Description

A project for the implementation of the comprehensive Howard County Bicycle Master Plan. The candidate project list will be updated annually by the Office of Transportation in coordination with the Department of Public Works.

Justification

The Howard County Bicycle Master Plan, adopted in 2016, provides a comprehensive plan and ongoing process for prioritizing the use of capital funds directed at improving bicycle safety, mobility, and access to transit, schools, parks, retail and employment centers, etc.

Remarks

1. Project addresses collector classification roads and local roads.
2. Grant funding will be sought.
3. Construction of some projects may be dependent on donation of necessary easements.
4. Projects for FY19, FY20 and FY21 will be focused on the BikeHoward Express three-year implementation plan.

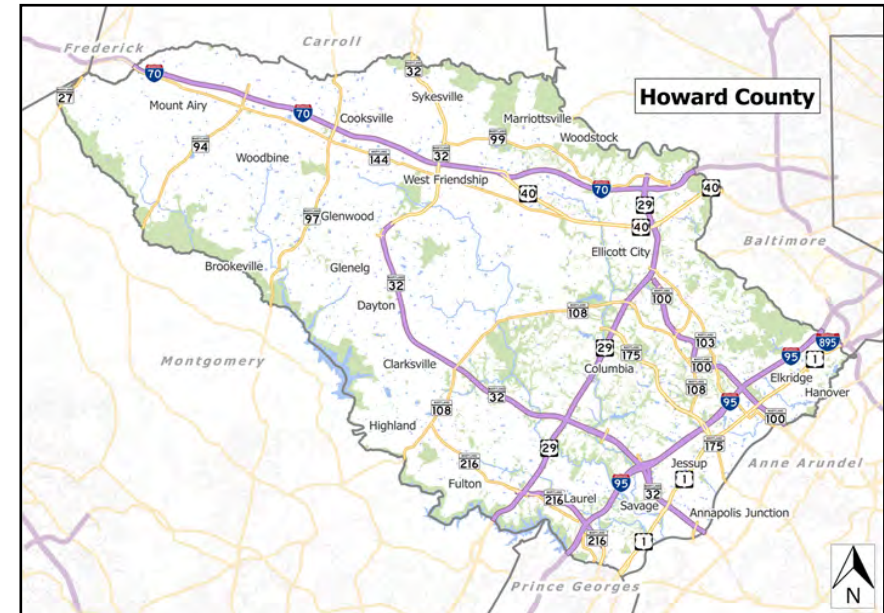
Project Schedule

Program

Operating Budget Impact

No Operating Impact

FY2022 Bonds - Annual Debt Service Payment	62,993
FY2022 Bonds - 20-Year Total Debt Service Payment	1,259,853
Total Project Bonds - Annual Debt Service Payment	742,245
Total Project Bonds - 20-Year Total Debt Service Payment	14,844,892



Fiscal 2022 Capital Budget

SIDEWALK PROJECTS

Project: K5066-FY2014 BICYCLE PLAN PROJECTS

(In Thousands)	Five Year Capital Program									Master Plan				
	Prior Appr.	FY2022 Budget	Appr. Total	Fiscal 2023	Fiscal 2024	Fiscal 2025	Fiscal 2026	Fiscal 2027	Sub Total	Fiscal 2028	Fiscal 2029	Fiscal 2030	Fiscal 2031	Total Project
PLANS & ENGINEERING	1,570	100	1,670	100	100	100	100	0	400	0	0	0	0	2,070
LAND ACQUISITION	510	100	610	100	100	100	100	0	400	0	0	0	0	1,010
CONSTRUCTION	4,751	634	5,385	4,600	4,300	2,800	800	0	12,500	0	0	0	0	17,885
ADMINISTRATION	0	0	0	0	0	0	0	0	0	0	0	0	0	0
EQUIPMENT & FURNISHINGS	0	0	0	0	0	0	0	0	0	0	0	0	0	0
Total Expenditures	6,831	834	7,665	4,800	4,500	3,000	1,000	0	13,300	0	0	0	0	20,965
BONDS	5,096	825	5,921	800	1,000	1,000	1,000	0	3,800	0	0	0	0	9,721
DEVELOPER CONTRIBUTION	204	0	204	0	0	0	0	0	0	0	0	0	0	204
GRANTS	1,431	9	1,440	4,000	3,500	2,000	0	0	9,500	0	0	0	0	10,940
PAY AS YOU GO	100	0	100	0	0	0	0	0	0	0	0	0	0	100
Total Funding	6,831	834	7,665	4,800	4,500	3,000	1,000	0	13,300	0	0	0	0	20,965

\$3,030,998 spent and encumbered through February 2021

\$2,478,862 spent and encumbered through February 2020

Project Status Projects Completed in FY 21: North Laurel Connections Final Design, Robert Fulton Drive Pathway preliminary Design, Complete Street/Road Diet studies for Oakland Mills Road, Tamar Drive, Columbia Road, Hickory Ridge Bike Corridor Study, bike lanes through resurfacing on Marshallee Drive, North Ridge Road, Deerpath Road, Douglas Legum Road, Rivendell Road.

FY22 Proposed Projects: Cedar Lane Pathway, North Laurel Connections, Design of Dobbin Road from Oakland Mills Road to McGaw Road (Transportation Alternatives Grant); Dobbin Road from McGaw Road to MD 175 (MD Bikeways Grant), Countywide bike wayfinding, Broken Land Parkway Park and Ride Access Pathway; Automated bike/pedestrian counter installations through Recreational Trails Grant; bike lanes through resurfacing, design of US 1 safety projects, North Chatham Road bike lanes, Robert Fulton Drive final design, bike lanes through resurfacing markings and signage.

FY 2021 Budget	6,831	2,100	8,931	2,400	2,200	1,000	900	0	6,500	0	0	0		15,431
Difference 2021 / 2022	0	(1,266)	(1,266)	2,400	2,300	2,000	100	0	6,800	0	0	0	0	5,534

The completion of these projects is dependent on the existing K5066 funding, plus an additional \$825k of bond funding in FY22.

The expected K5066 FY22 was previously \$1.5 million, but this \$1.5 million is now split between \$825k in K5066 and \$675 in N3963 for a grant match for the surface upgrade of the Patuxent Branch Trail.

The three accessibility projects will also require additional grant funding, which will be pursued in upcoming years. The grants will require matching funds from the County in K5066 in upcoming years.

Fiscal 2022 Capital Budget

SIDEWALK PROJECTS

Project: K5068 - ADA RAMPS UPGRADE PROGRAM.

Description

A program to upgrade sidewalk ramps and curb cuts in compliance with Federal Americans with Disabilities Act 1990 (ADA) requirements. The upgrade shall be aligned with road resurfacing construction projects.

Justification

The sidewalk ramps upgrade are mandated by governmental laws. The current plan is to provide ramps at all road intersection locations where the resurfacing will take place, or other non-compliant ramp areas in various parts of the County. In the year 2013 through 2015, DPW has placed approximately 1,000 ramps at a cost of approximately \$3.5 million. The County currently has approximately 6,800 ramps that do not meet ADA requirements and will be replaced as the resurfacing program continues in the future. DPW has another program that repairs sidewalks. The sidewalk repair program is budgeted at \$650,000 per year and provides repairs to sidewalks with number of deficiencies.

Remarks

County owns and maintains approx. 7,800 each of sidewalk ramps.

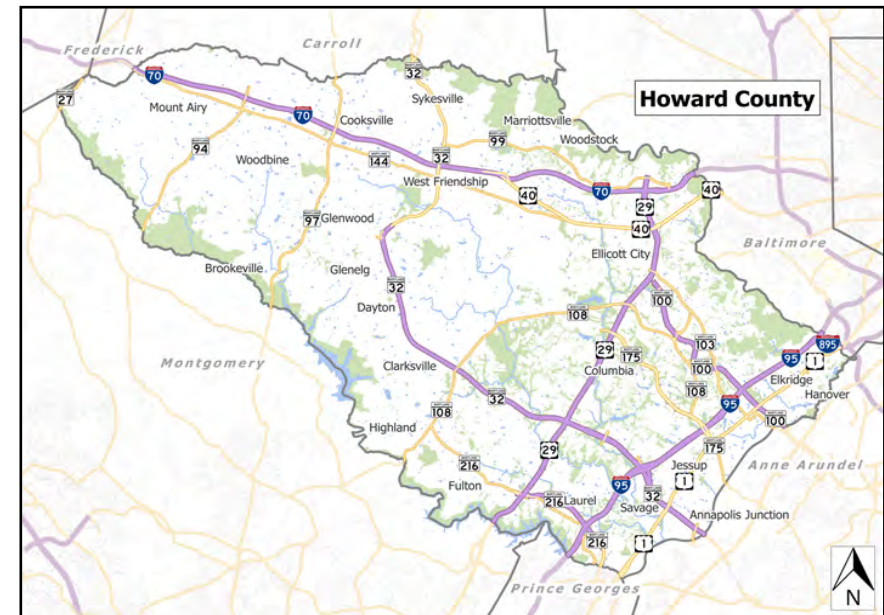
Project Schedule

Approximately 200 ramps upgraded to ADA compliance per \$1M budgeted. Close at program completion.

Operating Budget Impact

None

FY2022 Bonds - Annual Debt Service Payment	91,626
FY2022 Bonds - 20-Year Total Debt Service Payment	1,832,514
Total Project Bonds - Annual Debt Service Payment	1,172,046
Total Project Bonds - 20-Year Total Debt Service Payment	23,440,910



Fiscal 2022 Capital Budget

SIDEWALK PROJECTS

Project: K5068 - ADA RAMPS UPGRADE PROGRAM.

(In Thousands)	Five Year Capital Program									Master Plan				
	Prior Appr.	FY2022 Budget	Appr. Total	Fiscal 2023	Fiscal 2024	Fiscal 2025	Fiscal 2026	Fiscal 2027	Sub Total	Fiscal 2028	Fiscal 2029	Fiscal 2030	Fiscal 2031	Total Project
CONSTRUCTION	2,150	1,200	3,350	1,000	1,000	1,000	1,000	1,500	5,500	2,000	1,500	1,500	1,500	15,350
Total Expenditures	2,150	1,200	3,350	1,000	1,000	1,000	1,000	1,500	5,500	2,000	1,500	1,500	1,500	15,350
BONDS	2,150	1,200	3,350	1,000	1,000	1,000	1,000	1,500	5,500	2,000	1,500	1,500	1,500	15,350
Total Funding	2,150	1,200	3,350	1,000	1,000	1,000	1,000	1,500	5,500	2,000	1,500	1,500	1,500	15,350

\$1,491,694 spent and encumbered through February 2021

\$1,499,242 spent and encumbered through February 2020

Project Status Approximately 800 ramps need to be upgraded prior to repaving of roads.

FY 2021 Budget	2,150	1,500	3,650	1,000	1,500	1,000	2,000	2,000	7,500	1,500	1,500	1,500		15,650
Difference 2021 / 2022	0	(300)	(300)	0	(500)	0	(1,000)	(500)	(2,000)	500	0	0	1,500	(300)

Project schedule|funding changed due to funding constraint. Less sidewalk ramps and curb cuts estimated in conjunction with road resurfacing program in FY2020.

Fiscal 2022 Capital Budget

SIDEWALK PROJECTS

Project: K5069-BITUMINOUS CURB and GUTTER REPLACEMENT PROGRAMS

Description

A program to replace deteriorated or damaged curbs.

Justification

All curbs replacement is based on the age and maintenance and drainage history. The curbs in older subdivisions become brittle due to losing asphalt content and strength. The curbs receive damage annually because of the combination of snow removal and roadway drainage activities.

Remarks

1. County owns and maintains approx. 1,000,000 linear feet (190 miles) of bituminous curbs and 5,205,700 linear feet (985 miles) of concrete curbs.
2. Companion project H2014.

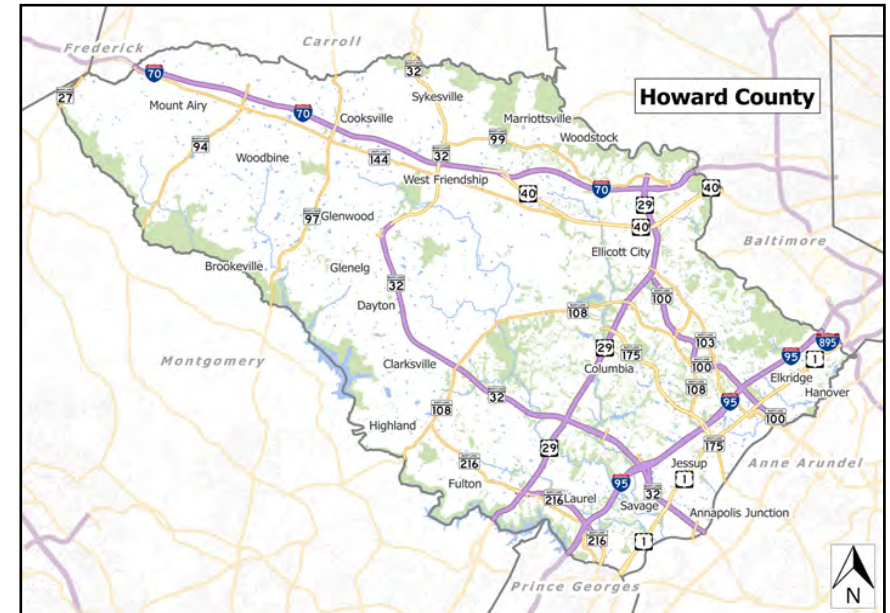
Project Schedule

Close at program completion.

Operating Budget Impact

None

FY2022 Bonds - Annual Debt Service Payment	30,542
FY2022 Bonds - 20-Year Total Debt Service Payment	610,838
Total Project Bonds - Annual Debt Service Payment	694,828
Total Project Bonds - 20-Year Total Debt Service Payment	13,896,566



Explanation of Changes

None

Fiscal 2022 Capital Budget

SIDEWALK PROJECTS

Project: K5069-BITUMINOUS CURB and GUTTER REPLACEMENT PROGRAMS

(In Thousands)	Five Year Capital Program									Master Plan				
	Prior Appr.	FY2022 Budget	Appr. Total	Fiscal 2023	Fiscal 2024	Fiscal 2025	Fiscal 2026	Fiscal 2027	Sub Total	Fiscal 2028	Fiscal 2029	Fiscal 2030	Fiscal 2031	Total Project
CONSTRUCTION	1,600	400	2,000	400	600	600	600	900	3,100	1,000	1,000	1,000	1,000	9,100
Total Expenditures	1,600	400	2,000	400	600	600	600	900	3,100	1,000	1,000	1,000	1,000	9,100
BONDS	1,600	400	2,000	400	600	600	600	900	3,100	1,000	1,000	1,000	1,000	9,100
Total Funding	1,600	400	2,000	400	600	600	600	900	3,100	1,000	1,000	1,000	1,000	9,100

\$1,393,941 spent and encumbered through February 2021

\$1,399,947 spent and encumbered through February 2020

Project Status In progress

FY 2021 Budget	1,600	1,500	3,100	1,000	1,000	1,000	1,000	2,000	6,000	1,000	1,000	1,000		12,100
Difference 2021 / 2022	0	(1,100)	(1,100)	(600)	(400)	(400)	(400)	(1,100)	(2,900)	0	0	0	1,000	(3,000)

Project schedule|funding changed due to funding constraint.

Howard County, MD
FY 2022 Executive Proposed Capital Budget
LIBRARY PROJECTS

Project Information	Funding Source	Prior Approp.	FY 2022	Total	FY 2023	FY 2024	FY 2025	FY 2026	FY 2027	Total
L0015-FY2008 ELKRIDGE BRANCH/SENIOR CENTER A project to provide additional required public library and senior center space in the RT1 Corridor of Elkridge.	B	24,321	0	24,321	0	0	0	0	0	24,321
	G	125	580	705	0	0	0	0	0	705
	O	665	-580	85	0	0	0	0	0	85
	Total	25,111	0	25,111	0	0	0	0	0	0
L0018-FY2018 GLENWOOD BRANCH RENOVATION A project to renovate the Glenwood Branch to include much needed study rooms and classroom space for the benefit of students of all ages.	B	730	0	730	0	0	0	0	0	730
	Total	730	0	730	0	0	0	0	0	730
L0020-FY2021 NEW HCLS CENTRAL BRANCH & RELOCATION Relocation of HCLS Central Branch due to Downtown Columbia Redevelopment Plans.	B	0	500	500	500	2,600	0	0	0	3,600
	O	488	0	488	0	0	0	0	0	488
	OG	0	0	0	0	0	40,000	0	0	40,000
	Total	488	500	988	500	2,600	40,000	0	0	0
LIBRARY PROJECTS Total		26,329	500	26,829	500	2,600	40,000	0	0	69,929

Howard County, MD
FY 2022 Executive Proposed Capital Budget (\$000)
LIBRARY PROJECTS

	Revenue Source	Prior Total	Current FY	Appropriation Total
B	BONDS	25,051	500	25,551
G	GRANTS	125	580	705
OG	Other GO	0	0	0
O	OTHER SOURCES	1,153	-580	573
Total		26,329	500	26,829

Howard County, MD
FY 2022 Executive Proposed 5 Year Capital Budget Project Type Summary
LIBRARY PROJECTS

Revenue Source		Prior Approp	Current FY	2023	2024	2025	2026	2027	Total
B	BONDS	25,051	500	500	2,600	0	0	0	28,651
G	GRANTS	125	580	0	0	0	0	0	705
O	OTHER SOURCES	1,153	-580	0	0	0	0	0	573
OG	Other GO	0	0	0	0	40,000	0	0	40,000
Total		26,329	500	500	2,600	40,000	0	0	69,929

Fiscal 2022 Capital Budget

LIBRARY PROJECTS

Project: L0015-FY2008 ELKRIDGE BRANCH/SENIOR CENTER

Description

A project to provide additional required public library and senior center space in the RT1 Corridor of Elkrige. This project will satisfy the existing and projected 19,300 SF public library space deficit in the Elkrige area, as well as increase the amount of Senior Center space available. The library space and other functional requirements of this project are fully defined in the Howard County Library Facilities Assessment and Master Plan of December 2004.

Justification

The current Howard County Library Facilities Assessment and Master Plan, as approved by the HCL Board of Trustees, calls for 35,000 SF of library space for the Elkrige service area. The existing HCL Elkrige Branch is 15,700 SF. Furthermore, the size of the existing Senior Center will be increased to 10,000 SF. Additional space is needed to accommodate current and projected growth. This project will consider constraints and opportunities presented by land use, parking, and engineering; meet the goals and objectives of the RT1 Corridor Study; and be consistent with anticipated BRAC growth.

Remarks

1. OTHER represents funding from the liquidation of an HCLS liability to Howard County from a prior year.
2. State grant awarded.
3. FY22 financial adjustment required to accept Maryland State Department of Aging Grant and close project.

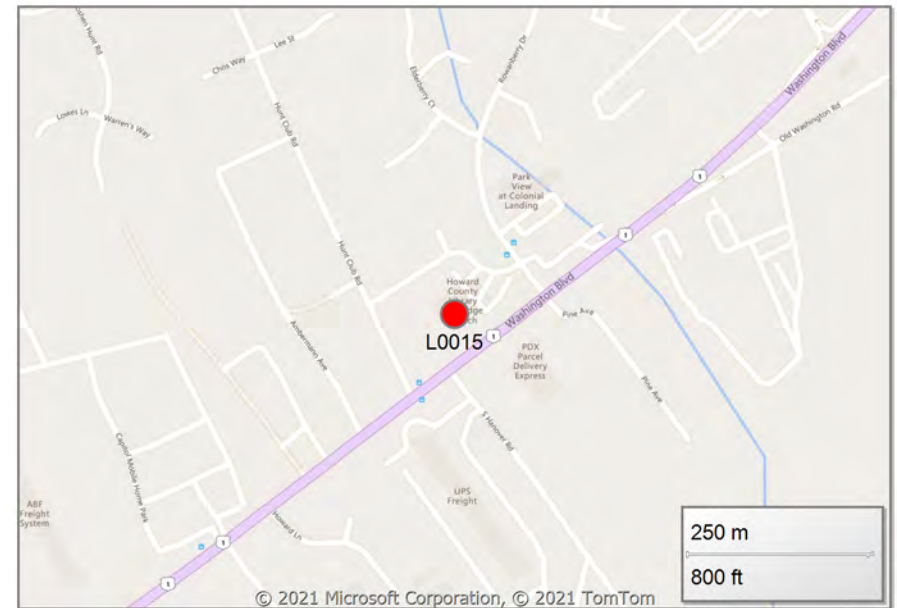
Project Schedule

FY21 - Project is in financial close out process.

Operating Budget Impact

Additional FTEs: 6 to 8. Estimated annual utility|custodial costs upon construction completion: \$232,500

FY2022 Bonds - Annual Debt Service Payment	0
FY2022 Bonds - 20-Year Total Debt Service Payment	0
Total Project Bonds - Annual Debt Service Payment	1,857,024
Total Project Bonds - 20-Year Total Debt Service Payment	37,140,480



Fiscal 2022 Capital Budget

LIBRARY PROJECTS

Project: L0015-FY2008 ELKRIDGE BRANCH/SENIOR CENTER

(In Thousands)	Five Year Capital Program										Master Plan			
	Prior Appr.	FY2022 Budget	Appr. Total	Fiscal 2023	Fiscal 2024	Fiscal 2025	Fiscal 2026	Fiscal 2027	Sub Total	Fiscal 2028	Fiscal 2029	Fiscal 2030	Fiscal 2031	Total Project
PLANS & ENGINEERING	3,860	0	3,860	0	0	0	0	0	0	0	0	0	0	3,860
LAND ACQUISITION	338	0	338	0	0	0	0	0	0	0	0	0	0	338
CONSTRUCTION	19,568	0	19,568	0	0	0	0	0	0	0	0	0	0	19,568
ADMINISTRATION	30	0	30	0	0	0	0	0	0	0	0	0	0	30
EQUIPMENT & FURNISHINGS	1,315	0	1,315	0	0	0	0	0	0	0	0	0	0	1,315
Total Expenditures	25,111	0	25,111	0	0	0	0	0	0	0	0	0	0	25,111
BONDS	24,321	0	24,321	0	0	0	0	0	0	0	0	0	0	24,321
GRANTS	125	580	705	0	0	0	0	0	0	0	0	0	0	705
OTHER SOURCES	665	(580)	85	0	0	0	0	0	0	0	0	0	0	85
Total Funding	25,111	0	25,111	0	0	0	0	0	0	0	0	0	0	25,111

\$24,530,493 spent and encumbered through February 2021

\$24,555,838 spent and encumbered through February 2020

Project Status FY18 - Construction complete. Start financial closeout in process. FY19 - Defunded due to conservative management and cost savings. Additional stormwater management work completed due to 1,000 year storm. FY20 - Warranty work and close out.

FY 2021 Budget	25,111	0	25,111	0	0	0	0	0	0	0	0	0		25,111
Difference 2021 / 2022	0	0	0	0	0	0	0	0	0	0	0	0	0	0

None.

Project: L0018-FY2018 GLENWOOD BRANCH RENOVATION

Description

A project to renovate the Glenwood Branch to include much needed study rooms and classroom space for the benefit of students of all ages. Refurbishment of interior spaces for teen areas, child reading rooms and restrooms will also be completed. Other renovations include adding new passport cubicles (for privacy), installation of a sound barrier to help isolate noise from the Children|Youth area, security upgrades and changes to the circulation desks.

Justification

There is currently only one studyroom at the Glenwood library. Interior finishes need replacement or substantial repair, teen area needs sound insulating modifications and child reading areas need improvements to lighting. Proposed modifications will improve the usability of the library.

Remarks

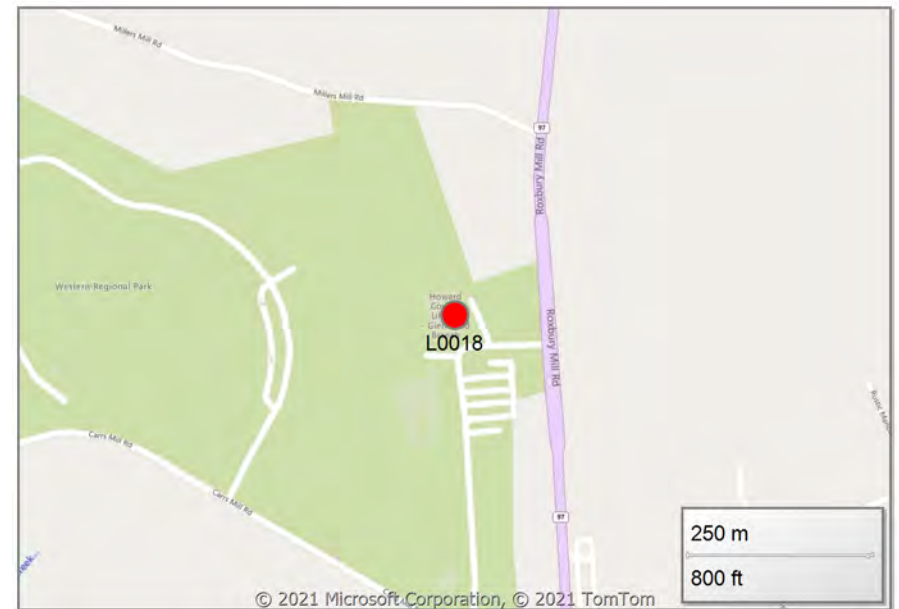
Project Schedule

FY22 - Project is expected to be in process of close out.

Operating Budget Impact

Bureau of Facilities estimates no impact

FY2022 Bonds - Annual Debt Service Payment	0
FY2022 Bonds - 20-Year Total Debt Service Payment	0
Total Project Bonds - Annual Debt Service Payment	55,739
Total Project Bonds - 20-Year Total Debt Service Payment	1,114,779



Explanation of Changes

Original cost estimates were higher than actual anticipated work.

Fiscal 2022 Capital Budget

LIBRARY PROJECTS

Project: L0018-FY2018 GLENWOOD BRANCH RENOVATION

(In Thousands)	Five Year Capital Program										Master Plan			
	Prior Appr.	FY2022 Budget	Appr. Total	Fiscal 2023	Fiscal 2024	Fiscal 2025	Fiscal 2026	Fiscal 2027	Sub Total	Fiscal 2028	Fiscal 2029	Fiscal 2030	Fiscal 2031	Total Project
PLANS & ENGINEERING	80	0	80	0	0	0	0	0	0	0	0	0	0	80
CONSTRUCTION	650	0	650	0	0	0	0	0	0	0	0	0	0	650
Total Expenditures	730	0	730	0	0	0	0	0	0	0	0	0	0	730
BONDS	730	0	730	0	0	0	0	0	0	0	0	0	0	730
Total Funding	730	0	730	0	0	0	0	0	0	0	0	0	0	730

\$607,627 spent and encumbered through February 2021

\$98,388 spent and encumbered through February 2020

Project Status Design will begin in early 2018 with Architect.

FY18 - Initial conceptual design work.

FY20 - Modify design to segment work where possible.

FY21 - Prepare bid set, and pursue award construction contracts for work within prior appropriated funding allocations.

FY 2021 Budget	730	0	730	0	0	0	0	0	0	0	0	0		730
Difference 2021 / 2022	0	0	0	0	0	0	0	0	0	0	0	0	0	0

Funds will be used primarily for FFE per request of HCLS.

Fiscal 2022 Capital Budget

LIBRARY PROJECTS

Project: L0019-SOUTHWEST BRANCH

Description

Conduct a site survey and feasibility assessment for a new HCLS Branch in Howard County's Southwest region.

Justification

New branch library to serve the southwest region of the County.

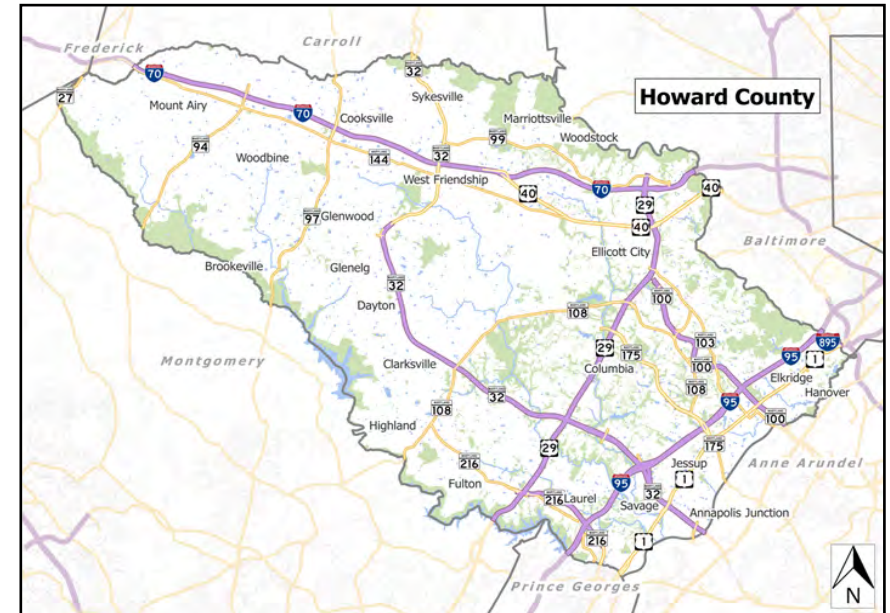
Remarks

Project Schedule

Operating Budget Impact

No Operating Impact

FY2022 Bonds - Annual Debt Service Payment	0
FY2022 Bonds - 20-Year Total Debt Service Payment	0
Total Project Bonds - Annual Debt Service Payment	0
Total Project Bonds - 20-Year Total Debt Service Payment	0



Fiscal 2022 Capital Budget

Project: L0019-SOUTHWEST BRANCH

(In Thousands)				Five Year Capital Program						Master Plan				
Appropriation Object Class	Prior Appr.	FY2022 Budget	Appr. Total	Fiscal 2023	Fiscal 2024	Fiscal 2025	Fiscal 2026	Fiscal 2027	Sub Total	Fiscal 2028	Fiscal 2029	Fiscal 2030	Fiscal 2031	Total Project
spent and encumbered through February 2021 \$0 spent and encumbered through February 2020 Project Status Awaiting Funding.														
FY 2021 Budget	0	0	0	0	0	0	0	0	0	285	0	5,211		5,496
Difference 2021 / 2022	0	0	0	0	0	0	0	0	0	(285)	0	-5,211	0	(5,496)

Fiscal 2022 Capital Budget

LIBRARY PROJECTS

Project: L0020-FY2021 NEW HCLS CENTRAL BRANCH & RELOCATION

Description

Relocation of HCLS Central Branch due to Downtown Columbia Redevelopment Plans.

Justification

Downtown Columbia redevelopment plans include the re-purposing of the current site of Central Branch. Fulfillment of the plan would necessitate a new building on a different site.

Remarks

OTHER SOURCES AND OTHER GO represent general obligation bonds supported by Reserve Funds for Permanent Public Improvements.

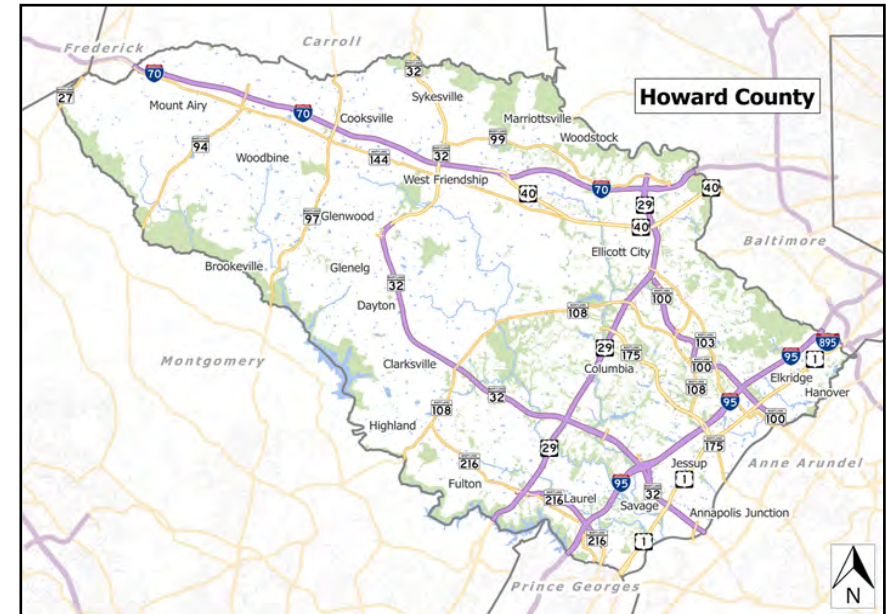
Project Schedule

FY24 - Planning and design of new HCLS Central Branch and Business-Arts Education Center. Begin below-grade garage construction.
FY25 - Begin and complete above-grade construction.
FY26 - Complete Library and Housing construction.

Operating Budget Impact

\$600,000 per year upon completion of Library.

FY2022 Bonds - Annual Debt Service Payment	38,177
FY2022 Bonds - 20-Year Total Debt Service Payment	763,548
Total Project Bonds - Annual Debt Service Payment	3,329,067
Total Project Bonds - 20-Year Total Debt Service Payment	66,581,347



Explanation of Changes

None

Fiscal 2022 Capital Budget

LIBRARY PROJECTS

Project: L0020-FY2021 NEW HCLS CENTRAL BRANCH & RELOCATION

(In Thousands)	Five Year Capital Program										Master Plan			
	Prior Appr.	FY2022 Budget	Appr. Total	Fiscal 2023	Fiscal 2024	Fiscal 2025	Fiscal 2026	Fiscal 2027	Sub Total	Fiscal 2028	Fiscal 2029	Fiscal 2030	Fiscal 2031	Total Project
PLANS & ENGINEERING	488	500	988	500	2,600	0	0	0	3,100	0	0	0	0	4,088
CONSTRUCTION	0	0	0	0	0	40,000	0	0	40,000	0	0	0	0	40,000
Total Expenditures	488	500	988	500	2,600	40,000	0	0	43,100	0	0	0	0	44,088
BONDS	0	500	500	500	2,600	0	0	0	3,100	0	0	0	0	3,600
OTHER SOURCES	488	0	488	0	0	0	0	0	0	0	0	0	0	488
Other GO	0	0	0	0	0	40,000	0	0	40,000	0	0	0	0	40,000
Total Funding	488	500	988	500	2,600	40,000	0	0	43,100	0	0	0	0	44,088

\$0 spent and encumbered through February 2021

\$0 spent and encumbered through February 2020

Project Status Awaiting funding.

FY 2021 Budget	488	500	988	500	2,600	40,000	0	0	43,100	0	0	0		44,088
Difference 2021 / 2022	0	0	0	0	0	0	0	0	0	0	0	0	0	0

Project dates moved to start in FY24.

Howard County, MD
FY 2022 Executive Proposed Capital Budget
COMMUNITY COLLEGE PROJECTS

Project Information	Funding Source	Prior Approp.	FY 2022	Total	FY 2023	FY 2024	FY 2025	FY 2026	FY 2027	Total
M0536-FY2015 NURSING and ST BUILDING RENOVATIONS Renovate the Nursing Building and ST Building of approximately 107,000 GSF following the move of health sciences programs and science, engineering and technology programs into their new buildings.	B	22,358	0	22,358	0	0	0	0	0	22,358
	G	21,061	0	21,061	0	0	0	0	0	21,061
	Total	43,419	0	43,419	0	0	0	0	0	0
M0539-FY2020 MATHEMATICS AND ATHLETICS COMPLEX Design and construct a new facility that will unite both academics and athletics.	B	6,849	15,844	22,693	14,794	13,347	0	0	0	50,834
	G	8,849	13,844	22,693	14,794	13,346	0	0	0	50,833
	Total	15,698	29,688	45,386	29,588	26,693	0	0	0	0
M0542-FY2016 CAMPUS ROADWAYS and PARKING Provide required modifications to campus roadways and parking to accommodate necessary changes to vehicular and pedestrian traffic patterns.	B	2,683	0	2,683	0	0	0	0	0	2,683
	CC	7,717	0	7,717	0	0	0	0	0	7,717
	G	0	0	0	0	0	0	0	0	0
	O	6,000	0	6,000	0	0	0	0	0	6,000
	Total	16,400	0	16,400	0	0	0	0	0	0
M0545-FY2025 MAINTENANCE BUILDING Design and construct a maintenance building to support plant operations and facilities.	B	0	0	0	0	0	0	0	0	0
	G	0	0	0	0	0	0	0	0	0
	Total	0	0	0	0	0	0	0	0	0
M0547-FY2026 CONTINUING EDUCATION BUILDING Design and construct a new continuing education and workforce development facility of approximately 60,000 GSF to support noncredit courses, contract credit courses, and professional services to individuals, county agencies, and employers throughout the State of Maryland.	B	0	0	0	0	0	0	0	0	0
	G	0	0	0	0	0	0	0	0	0
	Total	0	0	0	0	0	0	0	0	0
M0550-FY2017 SYSTEMIC RENOVATIONS Address campuswide systemic renovations, deferred maintenance, and facility renewals.	B	9,456	1,000	10,456	1,000	1,000	1,000	1,000	1,000	15,456

Howard County, MD
FY 2022 Executive Proposed Capital Budget
COMMUNITY COLLEGE PROJECTS

Project Information	Funding Source	Prior Approp.	FY 2022	Total	FY 2023	FY 2024	FY 2025	FY 2026	FY 2027	Total
M0550-FY2017 SYSTEMIC RENOVATIONS	Total	9,456	1,000	10,456	1,000	1,000	1,000	1,000	1,000	15,456
Address campuswide systemic renovations, deferred maintenance, and facility renewals										
COMMUNITY COLLEGE PROJECTS Total		84,973	30,688	115,661	30,588	27,693	1,000	1,000	1,000	176,942

Howard County, MD
FY 2022 Executive Proposed Capital Budget (\$000)
COMMUNITY COLLEGE PROJECTS

	Revenue Source	Prior Total	Current FY	Appropriation Total
B	BONDS	41,346	16,844	58,190
CC	COLLEGE REVENUE BACKED BOND	7,717	0	7,717
G	GRANTS	29,910	13,844	43,754
O	OTHER SOURCES	6,000	0	6,000
Total		84,973	30,688	115,661

Howard County, MD
FY 2022 Executive Proposed 5 Year Capital Budget Project Type Summary
COMMUNITY COLLEGE PROJECTS

Revenue Source		Prior Approp	Current FY	2023	2024	2025	2026	2027	Total
B	BONDS	41,346	16,844	15,794	14,347	1,000	1,000	1,000	91,331
CC	COLLEGE REVENUE BACKED BOND	7,717	0	0	0	0	0	0	7,717
G	GRANTS	29,910	13,844	14,794	13,346	0	0	0	71,894
O	OTHER SOURCES	6,000	0	0	0	0	0	0	6,000
Total		84,973	30,688	30,588	27,693	1,000	1,000	1,000	176,942

Fiscal 2022 Capital Budget

COMMUNITY COLLEGE PROJECTS

Project: M0536-FY2015 NURSING and ST BUILDING RENOVATIONS

Description

Renovate the Nursing Building and ST Building of approximately 107,000 GSF following the move of health sciences programs and science, engineering and technology programs into their new buildings. Once the space currently occupied by health sciences and science and technology is vacated, renovations will need to occur to provide classrooms, labs, collaborative study areas, teaching and learning services, as well as administrative areas.

Justification

The Nursing building was constructed in 1976 and is the second oldest building on campus. The building is connected to the ST building which was constructed in 1989. Currently, the buildings cannot support the demand for additional instructional spaces and is being used to its maximum capacity. This project is necessary following the move into the new buildings and will provide the necessary space for social sciences and teacher education divisions. It will also accommodate the center for service learning, teaching and learning services, honors center, faculty development center plus administrative offices. The college must expand its physical space and renovate its existing buildings in order to accommodate its students and staff.

Remarks

There are no changes or amendments for this project. The project is completed and being prepared for close out.

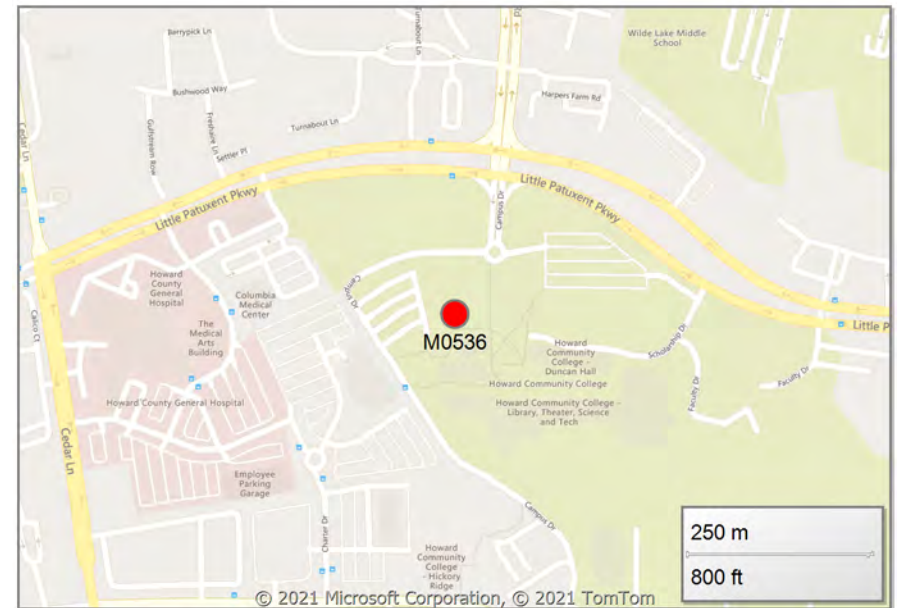
Project Schedule

FY21 - Project is complete and being prepared for project close out.
There are no funds proposed for future fiscal years.

Operating Budget Impact

The projected impact of the completed project on the current expense budget: no increase.

FY2022 Bonds - Annual Debt Service Payment	0
FY2022 Bonds - 20-Year Total Debt Service Payment	0
Total Project Bonds - Annual Debt Service Payment	1,707,140
Total Project Bonds - 20-Year Total Debt Service Payment	34,142,793



Explanation of Changes

None.

Fiscal 2022 Capital Budget

COMMUNITY COLLEGE PROJECTS

Project: M0536-FY2015 NURSING and ST BUILDING RENOVATIONS

(In Thousands)	Five Year Capital Program										Master Plan			
	Prior Appr.	FY2022 Budget	Appr. Total	Fiscal 2023	Fiscal 2024	Fiscal 2025	Fiscal 2026	Fiscal 2027	Sub Total	Fiscal 2028	Fiscal 2029	Fiscal 2030	Fiscal 2031	Total Project
PLANS & ENGINEERING	3,335	0	3,335	0	0	0	0	0	0	0	0	0	0	3,335
CONSTRUCTION	36,507	0	36,507	0	0	0	0	0	0	0	0	0	0	36,507
ADMINISTRATION	0	0	0	0	0	0	0	0	0	0	0	0	0	0
EQUIPMENT & FURNISHINGS	3,577	0	3,577	0	0	0	0	0	0	0	0	0	0	3,577
Total Expenditures	43,419	0	43,419	0	0	0	0	0	0	0	0	0	0	43,419
BONDS	22,358	0	22,358	0	0	0	0	0	0	0	0	0	0	22,358
GRANTS	21,061	0	21,061	0	0	0	0	0	0	0	0	0	0	21,061
Total Funding	43,419	0	43,419	0	0	0	0	0	0	0	0	0	0	43,419

\$42,094,574 spent and encumbered through February 2021

\$40,880,113 spent and encumbered through February 2020

Project Status FY21 - Project is complete and will be closed out in 2021.

There are no funds requested for the upcoming or future budget years.

FY 2021 Budget	43,419	0	43,419	0	0	0	0	0	0	0	0	0		43,419
Difference 2021 / 2022	0	0	0	0	0	0	0	0	0	0	0	0	0	0

None.

Project: M0539-FY2020 MATHEMATICS AND ATHLETICS COMPLEX

Description

Design and construct a new facility that will unite both academics and athletics. The facility is approximately 193,000 gross square feet and will accommodate mathematics, athletics, recreation, student services functions, food venue, and multi-purpose areas. Shared spaces will connect mathematics and athletics through instructional planning, tutoring, career counseling, and multi-functional programming. The fused complex will link student pursuits for the mind (mathematics), for the body (athletics), and for the spirit (wellness) that will serve as a central hub and provide critical space for student learning and engagement.

Justification

A capital planning analysis and feasibility study recommended an innovative complex to house both academics and athletics. College and Career Readiness and College Completion Act requires students to complete their math sequence within the first 24 credits. Legislation, along with math enrollment trends and the dilapidated conditions of existing buildings, drive the college to identify this facility as critical. The project addresses programmatic issues for both math and athletics and enhances pedestrian connections to facilitate a more discernable linkage. It integrates math with north campus academic core. The complex will fuse academics and athletics in an innovative approach to promoting sound mind and body while meeting intellectual and physical needs of college community.

Remarks

With consideration to the county and state debt capacities, the college proposed phasing this project over five years and split-fund the project. There were project challenges and complexities as a result of the coronavirus pandemic. The construction market encountered changes such as increases in material costs and the labor market. An analysis of the project budget in early July indicated the project was over budget. Efforts to close the budget gap through value engineering reduced the overage. The building was reorganized and efficiencies were gained with occupancy load, exterior façade, storm water management, and site grading. The project has been aligned with the budget and remains on schedule.

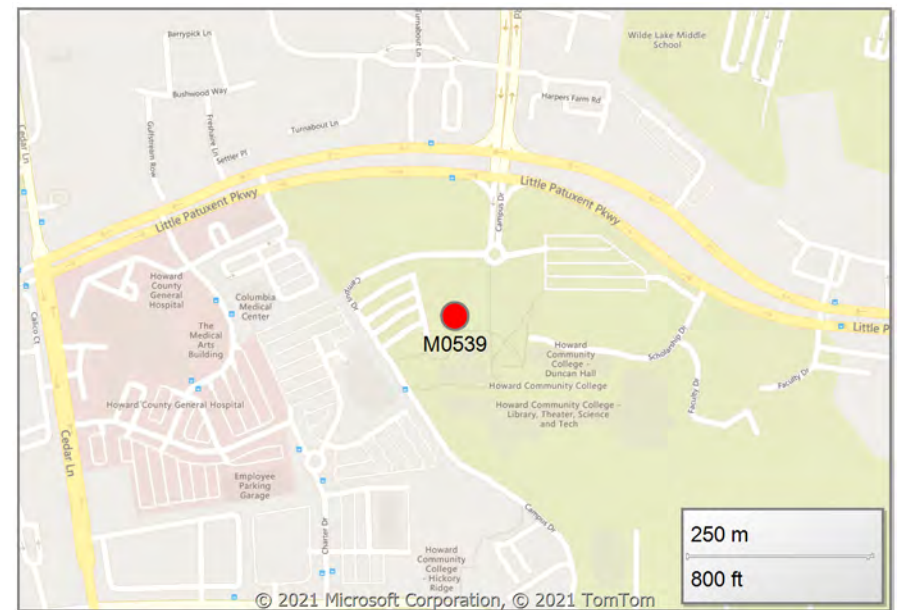
Project Schedule

FY20 and FY21 - Design phase for new facility and FY21 - Construction phase.
 FY22 - Construction phase.
 FY23 - Construction phase and furniture and equipment.
 FY24 - Construction final phase and furniture and equipment completion.
 This project is proposed for completion in the fall 2024.

Operating Budget Impact

The operations of this building will increase the operating budget by approximately \$21.25 per square foot. The projected impact of the completed project on the current expense budget: no increase until completed in FY24.

FY2022 Bonds - Annual Debt Service Payment	1,209,765
FY2022 Bonds - 20-Year Total Debt Service Payment	24,195,295
Total Project Bonds - Annual Debt Service Payment	3,881,418
Total Project Bonds - 20-Year Total Debt Service Payment	77,628,353



Explanation of Changes

None.

Fiscal 2022 Capital Budget

COMMUNITY COLLEGE PROJECTS

Project: M0539-FY2020 MATHEMATICS AND ATHLETICS COMPLEX

(In Thousands)	Five Year Capital Program										Master Plan			
	Prior Appr.	FY2022 Budget	Appr. Total	Fiscal 2023	Fiscal 2024	Fiscal 2025	Fiscal 2026	Fiscal 2027	Sub Total	Fiscal 2028	Fiscal 2029	Fiscal 2030	Fiscal 2031	Total Project
PLANS & ENGINEERING	8,470	0	8,470	0	0	0	0	0	0	0	0	0	0	8,470
CONSTRUCTION	7,228	29,688	36,916	27,688	23,493	0	0	0	51,181	0	0	0	0	88,097
ADMINISTRATION	0	0	0	0	0	0	0	0	0	0	0	0	0	0
EQUIPMENT & FURNISHINGS	0	0	0	1,900	3,200	0	0	0	5,100	0	0	0	0	5,100
Total Expenditures	15,698	29,688	45,386	29,588	26,693	0	0	0	56,281	0	0	0	0	101,667
BONDS	6,849	15,844	22,693	14,794	13,347	0	0	0	28,141	0	0	0	0	50,834
GRANTS	8,849	13,844	22,693	14,794	13,346	0	0	0	28,140	0	0	0	0	50,833
Total Funding	15,698	29,688	45,386	29,588	26,693	0	0	0	56,281	0	0	0	0	101,667

\$3,468,402 spent and encumbered through February 2021

\$113,651 spent and encumbered through February 2020

Project Status Design phase began in FY20 with an 18 month design schedule. The project is progressing as expected and remains on schedule and within budget. The proposed use of funds for the upcoming budget year includes the continuation of construction being funded over multiple fiscal years. Construction is being phased and split-funded over four fiscal years from FY21-FY24. Furniture and equipment is proposed for procurement beginning in FY23 and completed in FY24.

FY 2021 Budget	15,698	29,688	45,386	29,588	26,693	0	0	0	56,281	0	0	0		101,667
Difference 2021 / 2022	0	0	0	0	0	0	0	0	0	0	0	0	0	0

None.

Project: M0542-FY2016 CAMPUS ROADWAYS and PARKING

Description

Provide required modifications to campus roadways and parking to accommodate necessary changes to vehicular and pedestrian traffic patterns. Upgrade the existing roadway infrastructure to accommodate the college's current and projected enrollment growth. Provide future parking facilities to address parking shortages on campus.

Justification

The college must upgrade its campus roadways to provide safe driving conditions and address state and local codes and compliance. The college strives to keep automobile traffic on the periphery of campus to promote safety and provide a vehicular-free learning environment. This project will address ongoing roadway improvements as well as parking requirements for the college.

Remarks

The college will propose split-funding construction for this project as eligible. Funds listed as other are provided by the college. Funds listed as CC Bonds are county general obligation bonds that are paid for with funds from the college. The source of these funds is through college fund balances, student fees, and the operating budget.

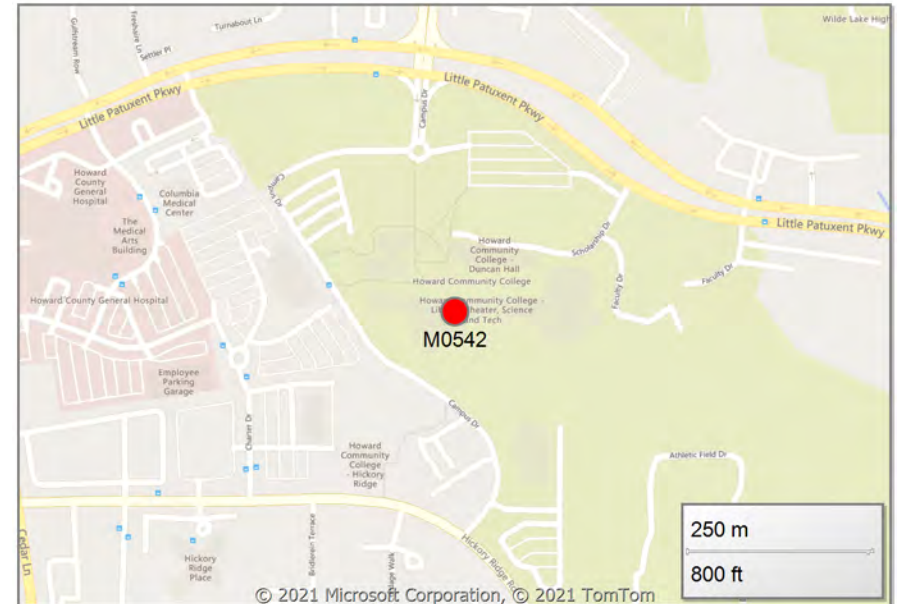
Project Schedule

FY28 - Design phase for the north garage of 750 spaces.
 FY29 - Construction phase for the north garage of 750 spaces.
 Project completion proposed in spring 2030.

Operating Budget Impact

The projected impact of the completed project on the current expense budget: no increase.

FY2022 Bonds - Annual Debt Service Payment	0
FY2022 Bonds - 20-Year Total Debt Service Payment	0
Total Project Bonds - Annual Debt Service Payment	1,561,455
Total Project Bonds - 20-Year Total Debt Service Payment	31,229,095



Explanation of Changes

None.

Fiscal 2022 Capital Budget

COMMUNITY COLLEGE PROJECTS

Project: M0542-FY2016 CAMPUS ROADWAYS and PARKING

(In Thousands)	Five Year Capital Program									Master Plan				Total Project
	Prior Appr.	FY2022 Budget	Appr. Total	Fiscal 2023	Fiscal 2024	Fiscal 2025	Fiscal 2026	Fiscal 2027	Sub Total	Fiscal 2028	Fiscal 2029	Fiscal 2030	Fiscal 2031	
PLANS & ENGINEERING	2,200	0	2,200	0	0	0	0	0	0	1,600	0	0	0	3,800
CONSTRUCTION	14,200	0	14,200	0	0	0	0	0	0	0	18,500	0	0	32,700
Total Expenditures	16,400	0	16,400	0	0	0	0	0	0	1,600	18,500	0	0	36,500
BONDS	2,683	0	2,683	0	0	0	0	0	0	800	9,250	0	0	12,733
COLLEGE REVENUE BACKED BOND	7,717	0	7,717	0	0	0	0	0	0	0	0	0	0	7,717
GRANTS	0	0	0	0	0	0	0	0	0	800	9,250	0	0	10,050
OTHER SOURCES	6,000	0	6,000	0	0	0	0	0	0	0	0	0	0	6,000
Total Funding	16,400	0	16,400	0	0	0	0	0	0	1,600	18,500	0	0	36,500

\$16,400,000 spent and encumbered through February 2021

\$16,400,000 spent and encumbered through February 2020

Project Status There are no funds requested in the upcoming budget year. The next parking project is proposed for FY28.

FY 2021 Budget	16,400	0	16,400	0	0	0	0	0	0	1,600	18,500	0		36,500
Difference 2021 / 2022	0	0	0	0	0	0	0	0	0	0	0	0	0	0

None.

Project: M0545-FY2025 MAINTENANCE BUILDING

Description

Design and construct a maintenance building to support plant operations and facilities. As the college continues to grow, the campus maintenance area must also expand. The college's utilities also need to be upgraded to support future buildings and load requirements. This project will help increase efficiency between the utility plant and the maintenance building. It will assist the college in developing cost-savings programs that will enhance building efficiency and ultimately decrease operating costs.

Justification

In order to properly service campus buildings, infrastructure, and the college community, a maintenance building is needed. With the continued growth, the current area can no longer accommodate the demand. A proper maintenance and plant operations facility is required. Plant operations and maintenance also assure the cleanliness of all college facilities and grounds to sustain an environment conducive to learning. A new facility is required to provide responsive, reliable, and cost-effective services for a safe and comfortable environment for college students, faculty, and staff.

Remarks

With consideration to the county and state debt capacities, the college will split-fund construction as available.

Project Schedule

FY28 - Design new facility.

FY29 - Construct new facility.

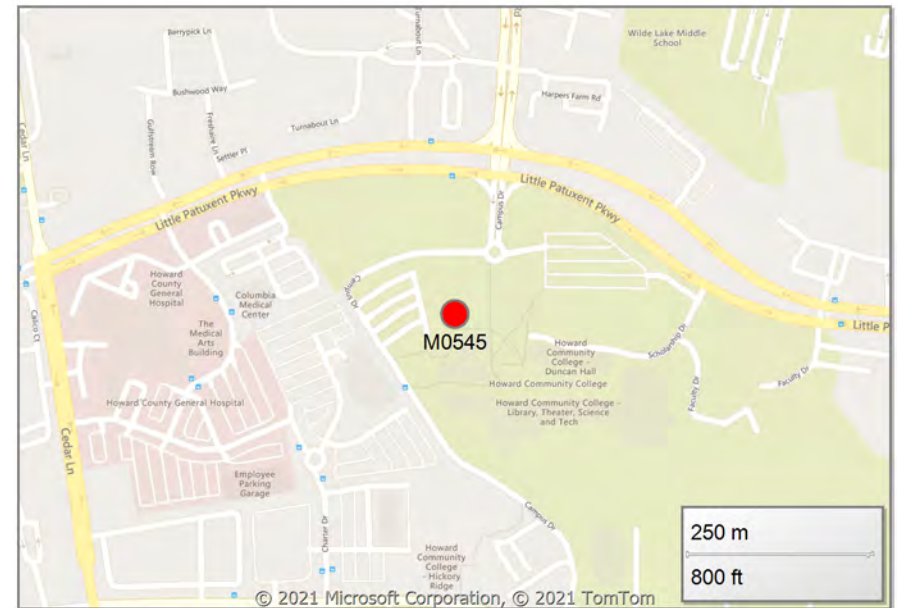
FY30 - Furnish and equip new facility.

The project is proposed for completion in spring 2030.

Operating Budget Impact

The operations of this building will increase the operating budget by approximately \$21.25 per square foot. The projected impact of the completed project on the current expense budget: no increase until completed in FY29.

FY2022 Bonds - Annual Debt Service Payment	0
FY2022 Bonds - 20-Year Total Debt Service Payment	0
Total Project Bonds - Annual Debt Service Payment	225,247
Total Project Bonds - 20-Year Total Debt Service Payment	4,504,931



Explanation of Changes

Furniture and equipment was moved from FY28 to FY29 and increased in cost by \$700,000 to accommodate the equipping needs of the new facility.

Fiscal 2022 Capital Budget

COMMUNITY COLLEGE PROJECTS

Project: M0545-FY2025 MAINTENANCE BUILDING

(In Thousands)				Five Year Capital Program						Master Plan				
Appropriation Object Class	Prior Appr.	FY2022 Budget	Appr. Total	Fiscal 2023	Fiscal 2024	Fiscal 2025	Fiscal 2026	Fiscal 2027	Sub Total	Fiscal 2028	Fiscal 2029	Fiscal 2030	Fiscal 2031	Total Project
PLANS & ENGINEERING	0	0	0	0	0	0	0	0	0	500	0	0	0	500
CONSTRUCTION	0	0	0	0	0	0	0	0	0	0	3,900	0	0	3,900
EQUIPMENT & FURNISHINGS	0	0	0	0	0	0	0	0	0	0	0	1,500	0	1,500
Total Expenditures	0	0	0	0	0	0	0	0	0	500	3,900	1,500	0	5,900
BONDS	0	0	0	0	0	0	0	0	0	250	1,950	750	0	2,950
GRANTS	0	0	0	0	0	0	0	0	0	250	1,950	750	0	2,950
Total Funding	0	0	0	0	0	0	0	0	0	500	3,900	1,500	0	5,900

\$0 spent and encumbered through February 2021

\$0 spent and encumbered through February 2020

Project Status Design is scheduled to begin in FY27. There is no proposed use of funds for the upcoming budget year.

FY 2021 Budget	0	0	0	0	0	0	0	500	500	4,700	0	0		5,200
Difference 2021 / 2022	0	0	0	0	0	0	0	(500)	(500)	(4,200)	3,900	1,500	0	700

No changes in upcoming budget request. Furniture and equipment was moved from FY28 to FY29 and increased in cost to accommodate the equipping need of the new facility.

Project: M0547-FY2026 CONTINUING EDUCATION BUILDING

Description

Design and construct a new continuing education and workforce development facility of approximately 60,000 GSF to support noncredit courses, contract credit courses, and professional services to individuals, county agencies, and employers throughout the State of Maryland.

Justification

Continuing education provides special services to the community as well as county and state agencies such as workforce development and contract training (credit and noncredit) in business management, healthcare, advanced technology, and other areas. Courses and programs are offered in a variety of formats and held at various sites throughout Howard County including the public schools, the Howard County Innovation Center, and Laurel College Center. A new building is required to ensure that the college continues to provide quality services to its students and the community.

Remarks

With consideration to the county and state debt capacities, the college will split-fund construction as available.

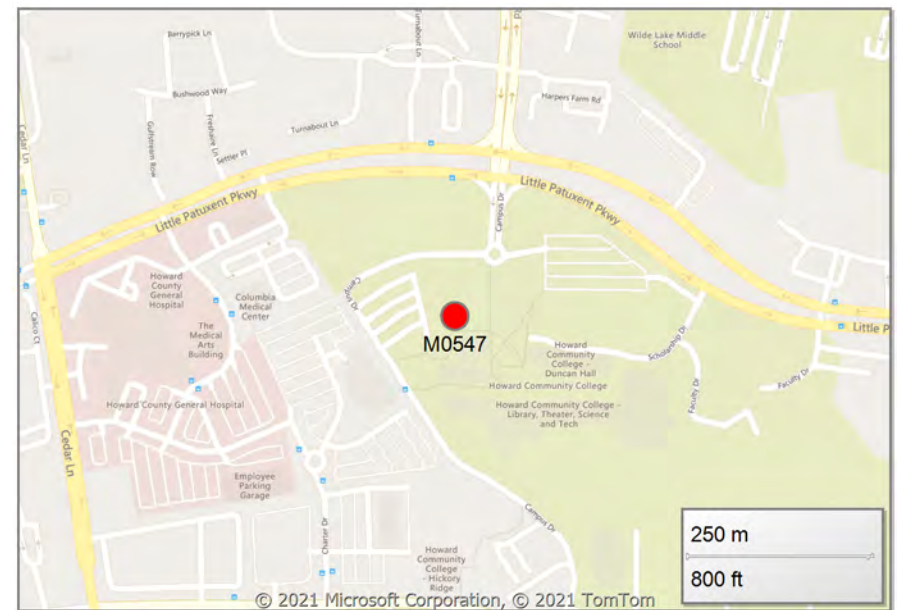
Project Schedule

FY28 - Plan and design new building.
 FY29 - Construct new building.
 FY30 - Furnish and equip new building.
 This project is proposed for completion in 2027.

Operating Budget Impact

The operations of this building will increase the operating budget by approximately \$21.25 per square foot. The projected impact of the completed project on the current expense budget: no increase until completed in FY27.

FY2022 Bonds - Annual Debt Service Payment	0
FY2022 Bonds - 20-Year Total Debt Service Payment	0
Total Project Bonds - Annual Debt Service Payment	858,991
Total Project Bonds - 20-Year Total Debt Service Payment	17,179,820



Explanation of Changes

None.

Fiscal 2022 Capital Budget

COMMUNITY COLLEGE PROJECTS

Project: M0547-FY2026 CONTINUING EDUCATION BUILDING

(In Thousands)				Five Year Capital Program						Master Plan				
Appropriation Object Class	Prior Appr.	FY2022 Budget	Appr. Total	Fiscal 2023	Fiscal 2024	Fiscal 2025	Fiscal 2026	Fiscal 2027	Sub Total	Fiscal 2028	Fiscal 2029	Fiscal 2030	Fiscal 2031	Total Project
PLANS & ENGINEERING	0	0	0	0	0	0	0	0	0	1,700	0	0	0	1,700
CONSTRUCTION	0	0	0	0	0	0	0	0	0	0	17,600	0	0	17,600
EQUIPMENT & FURNISHINGS	0	0	0	0	0	0	0	0	0	0	0	3,200	0	3,200
Total Expenditures	0	0	0	0	0	0	0	0	0	1,700	17,600	3,200	0	22,500
BONDS	0	0	0	0	0	0	0	0	0	850	8,800	1,600	0	11,250
GRANTS	0	0	0	0	0	0	0	0	0	850	8,800	1,600	0	11,250
Total Funding	0	0	0	0	0	0	0	0	0	1,700	17,600	3,200	0	22,500

\$0 spent and encumbered through February 2021

\$0 spent and encumbered through February 2020

Project Status The design for this project is scheduled to begin in FY25. There is no proposed use of funds for the upcoming budget year.

FY 2021 Budget	0	0	0	0	0	0	1,700	17,600	19,300	3,200	0	0		22,500
Difference 2021 / 2022	0	0	0	0	0	0	(1,700)	(17,600)	(19,300)	(1,500)	17,600	3,200	0	0

There are no changes in the upcoming budget request. The design of this building was moved up one year from FY26 to FY27 to accommodate the needs of the Division of Continuing Education and Workforce Development following the completion of the new Mathematics and Athletics Complex.

Fiscal 2022 Capital Budget

COMMUNITY COLLEGE PROJECTS

Project: M0550-FY2017 SYSTEMIC RENOVATIONS

Description

Address campuswide systemic renovations, deferred maintenance, and facility renewals. The project includes improvements to the college's physical plant, maintenance and repairs, facility modifications, as well as safety and code compliance at all college campuses.

Justification

The project was formerly known as Safety Compliance and Facility Renewals. It includes renovations and upgrades to address ADA requirements, life safety issues, code compliance, critical deferred maintenance and facility renewals.

Remarks

The college prioritizes and schedules its renovation needs as documented in the facilities condition assessment, facilities master plan, and identified by the renovations assessment committee.

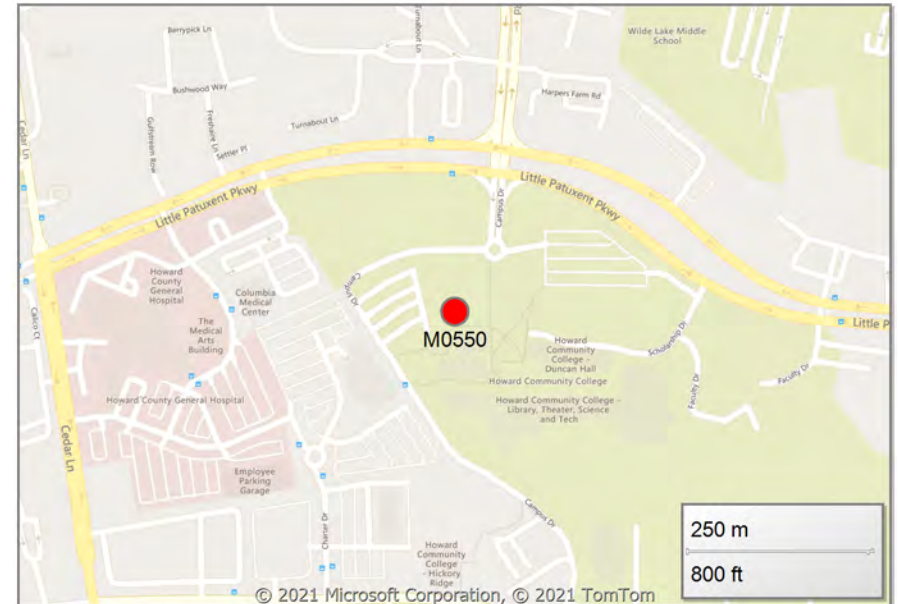
Project Schedule

FY21-FY30 - The project includes phased deferred maintenance, major interior improvements, ADA compliance upgrades, athletic facility enhancements and associated site improvements, phased AV-IT-cable TV upgrades, public restroom upgrades, signage installation, systemic renovations, and necessary modifications to all college buildings, facilities, and campuses.

Operating Budget Impact

The projected impact of the completed project on the current expense budget: no increase.

FY2022 Bonds - Annual Debt Service Payment	76,355
FY2022 Bonds - 20-Year Total Debt Service Payment	1,527,095
Total Project Bonds - Annual Debt Service Payment	1,790,977
Total Project Bonds - 20-Year Total Debt Service Payment	35,819,543



Explanation of Changes

None.

Fiscal 2022 Capital Budget

COMMUNITY COLLEGE PROJECTS

Project: M0550-FY2017 SYSTEMIC RENOVATIONS

(In Thousands)	Five Year Capital Program										Master Plan			
	Prior Appr.	FY2022 Budget	Appr. Total	Fiscal 2023	Fiscal 2024	Fiscal 2025	Fiscal 2026	Fiscal 2027	Sub Total	Fiscal 2028	Fiscal 2029	Fiscal 2030	Fiscal 2031	Total Project
PLANS & ENGINEERING	0	0	0	0	0	0	0	0	0	0	0	0	0	0
CONSTRUCTION	9,456	1,000	10,456	1,000	1,000	1,000	1,000	1,000	5,000	2,000	2,000	2,000	2,000	23,456
ADMINISTRATION	0	0	0	0	0	0	0	0	0	0	0	0	0	0
Total Expenditures	9,456	1,000	10,456	1,000	1,000	1,000	1,000	1,000	5,000	2,000	2,000	2,000	2,000	23,456
BONDS	9,456	1,000	10,456	1,000	1,000	1,000	1,000	1,000	5,000	2,000	2,000	2,000	2,000	23,456
Total Funding	9,456	1,000	10,456	1,000	1,000	1,000	1,000	1,000	5,000	2,000	2,000	2,000	2,000	23,456

\$7,940,865 spent and encumbered through February 2021

\$6,206,760 spent and encumbered through February 2020

Project Status FY21 - The projects for this fiscal year include the design and construction of deferred maintenance, major interior improvements, and ADA compliance and upgrades.

FY22 - The proposed use of funds for the upcoming budget include deferred maintenance, major interior improvements, athletic fields modifications, café upgrades, AV and IT upgrades, public restroom enhancements, and signage installation.

FY 2021 Budget	9,456	2,000	11,456	2,000	2,100	2,100	2,100	2,100	10,400	2,100	2,100	2,100		28,156
Difference 2021 / 2022	0	(1,000)	(1,000)	(1,000)	(1,100)	(1,100)	(1,100)	(1,100)	(5,400)	(100)	-100	-100	2,000	(4,700)

None.

Howard County, MD
FY 2022 Executive Proposed Capital Budget
RECREATION AND PARKS

Project Information	Funding Source	Prior Approp.	FY 2022	Total	FY 2023	FY 2024	FY 2025	FY 2026	FY 2027	Total
N3102-FY2000 BLANDAIR REGIONAL PARK	B	27,778	0	27,778	0	0	0	0	0	27,778
A project to master plan, design, and construct a 298-acre regional park, and restore the 19th century Blandair Mansion and out-buildings located off of MD175 in Columbia.	G	9,869	-304	9,565	0	0	0	0	800	10,365
	T	1,830	0	1,830	0	0	0	0	0	1,830
	Total	39,477	-304	39,173	0	0	0	0	800	39,973
N3108-FY2004 PARK SYSTEMIC IMPROVEMENTS	B	14,350	2,345	16,695	1,350	0	0	0	0	18,045
This project will provide replacement of all types of park facilities and related engineering to include equipment or building elements which have deteriorated beyond routine maintenance efforts.	G	1,008	1,080	2,088	1,000	1,000	1,000	1,000	1,000	7,088
	O	79	0	79	0	0	0	0	0	79
	P	1,145	0	1,145	0	0	0	0	0	1,145
	T	14,644	2,700	17,344	2,825	2,000	2,500	2,550	2,550	29,769
	Total	31,226	6,125	37,351	5,175	3,000	3,500	3,550	3,550	56,126
N3109-FY2004 PARKS RESURFACING PROGRAM	B	200	0	200	0	0	0	0	0	200
A project to fund roadways, pathways, trails, parking lots, playgrounds and game court resurfacing, replacement and additions within the County's park system.	G	199	0	199	300	300	300	300	300	1,699
	P	340	0	340	0	0	0	0	0	340
	T	8,373	1,100	9,473	1,000	1,000	1,000	1,000	750	14,223
	Total	9,112	1,100	10,212	1,300	1,300	1,300	1,300	1,050	16,462
N3940-FY2000 NORTH LAUREL PARK	B	5,461	0	5,461	0	0	0	0	0	5,461
A project to design and construct a 51-acre park and swimming pool lying northeast of North Laurel Road and Washington Avenue.	D	30	0	30	0	0	0	0	0	30
	G	1,241	0	1,241	0	0	0	0	0	1,241
	T	294	0	294	0	0	0	0	0	294
	Total	7,026	0	7,026	0	0	0	0	0	7,026
N3953-FY2000 CENTENNIAL LAKE RESTORATION	B	21	0	21	0	0	0	0	0	21
A project to design and construct improvements to Centennial Lake to include dredging, artificial aeration, and shoreline stabilization.	P	66	0	66	0	0	0	0	0	66
	Total	87	0	87	0	0	0	0	0	87

Howard County, MD
FY 2022 Executive Proposed Capital Budget
RECREATION AND PARKS

Project Information	Funding Source	Prior Approp.	FY 2022	Total	FY 2023	FY 2024	FY 2025	FY 2026	FY 2027	Total
N3957-FY2003 TROY PARK & HISTORIC REHABILITATION A project to acquire an additional 5 acres, rehabilitate an 1820 historic house, and design and construct a 106-acre Regional Park and Community Center Athletic Complex at MD100 and US1.	B	20,085	0	20,085	0	0	0	0	0	20,085
	G	4,873	420	5,293	0	0	0	0	0	5,293
	O	105	0	105	0	0	0	0	0	105
	T	1,547	0	1,547	0	0	0	300	2,500	4,347
	Total	26,610	420	27,030	0	0	0	300	2,500	29,830
N3958-FY2003 HISTORIC STRUCTURES REHABILITATION This project creates a fund for the preservation and rehabilitation of historic properties under the management of the Department of Recreation and Parks.	B	1,515	0	1,515	0	0	0	0	0	1,515
	G	490	150	640	0	0	0	0	0	640
	O	4,012	0	4,012	0	0	0	0	0	4,012
	P	222	0	222	0	0	0	0	0	222
	T	4,871	150	5,021	150	150	150	150	150	5,771
Total	11,110	300	11,410	150	150	150	150	150	150	12,160
N3959-FY2005 PATAPSCO FEMALE INSTITUTE SITE WORK A project to design and construct site improvements related to the historic Patapsco Female Institute located on Sarah's Lane in Ellicott City.	B	1,150	0	1,150	0	0	0	0	0	1,150
	G	0	300	300	0	0	0	0	0	300
	T	387	300	687	0	0	0	0	0	687
	Total	1,537	600	2,137	0	0	0	0	0	2,137
N3960-FY2006 ROBINSON PROPERTY NATURE CENTER A project to design and construct a nature center and related site improvements on the former Robinson property located at Cedar Lane and Harriet Tubman Lane.	B	12,355	0	12,355	0	0	0	0	0	12,355
	G	2,333	431	2,764	0	0	0	0	0	2,764
	O	1,100	0	1,100	0	0	0	0	0	1,100
	T	1,984	100	2,084	0	0	0	0	0	2,084
	Total	17,772	531	18,303	0	0	0	0	0	18,303

Howard County, MD
FY 2022 Executive Proposed Capital Budget
RECREATION AND PARKS

Project Information	Funding Source	Prior Approp.	FY 2022	Total	FY 2023	FY 2024	FY 2025	FY 2026	FY 2027	Total
N3962-FY2008 CENTENNIAL PARK IMPROVEMENTS	B	0	0	0	0	0	0	0	0	0
This project consists of improvements to Centennial Park to include replacement of field lights, synthetic turf field, expanded parking, pond-to-stream retrofit, stream bank stabilization, maintenance shop, office addition, boat rental expansion, roadway, parking repairs and upgrades, and new signage.	G	215	500	715	0	0	0	0	0	715
	T	964	500	1,464	1,400	0	0	0	300	3,164
	Total	1,179	1,000	2,179	1,400	0	0	0	300	3,879
	<hr/>									
N3963-FY2009 PATHWAY and TRAIL REHAB and EXPANSION	B	478	0	478	0	0	0	0	0	478
A project to rehabilitate and expand the existing pathway and trail systems which currently extends from Savage Park through Columbia to Dorsey's Search and throughout the County.	G	1,092	825	1,917	0	0	0	0	0	1,917
	P	200	0	200	0	0	0	0	0	200
	T	1,385	1,075	2,460	300	400	250	250	250	3,910
	Total	3,155	1,900	5,055	300	400	250	250	250	6,505
<hr/>										
N3967-FY2007 SOUTH BRANCH PARK	B	800	0	800	0	0	0	0	0	800
A project to design and construct a seven-acre park located at Old West Friendship Road and the Patapsco River just south of Sykesville.	G	100	0	100	0	0	0	0	0	100
	O	8	50	58	0	0	0	0	0	58
	P	10	0	10	0	0	0	0	0	10
	T	550	0	550	0	0	0	0	0	550
	Total	1,468	50	1,518	0	0	0	0	0	1,518
<hr/>										
N3971-FY2009 FOREST CONSERVATION MITIGATION EASEMENT PGM	O	2,500	0	2,500	0	0	0	0	0	2,500
A project to conserve or create forested areas within the County through the use of developer fees in accordance with local and State forest mitigation requirements.	Total	2,500	0	2,500	0	0	0	0	0	2,500

Howard County, MD
FY 2022 Executive Proposed Capital Budget
RECREATION AND PARKS

Project Information	Funding Source	Prior Approp.	FY 2022	Total	FY 2023	FY 2024	FY 2025	FY 2026	FY 2027	Total
N3972-FY2011 DEFAULTED FOREST CONSERVATION and LANDSCAPING A project to provide for planting of shrubs and trees, as necessary, in a subdivision or site where a developer failed to install the forest conservation improvements and landscape improvements in accordance with the approved forest conservation plan, landscape plan and developer agreement.	D	925	0	925	0	0	0	0	0	925
	Total	925	0	925	0	0	0	0	0	925
N3973-FY2014 EAST COLUMBIA LIBRARY ATHLETIC FIELD and SITE IMPROVEMENTS A project to upgrade the athletic fields at East Columbia Library, located off of Cradlerock Way in Columbia.	B	200	0	200	0	0	0	0	0	200
	Total	200	0	200	0	0	0	0	0	200
N3976-FY2025 SOUTH FULTON PARK A project to master plan, design and construct an 84-acre community park located off of MD29 and Murphy Road, north of the Patuxent River.	T	0	0	0	0	0	0	0	200	200
	Total	0	0	0	0	0	0	0	200	200
N3977-FY2019 KIWANIS PARK EXTENSION A project to master plan, design and construct an additional 30-acre site adjacent to the existing Kiwanis Park and to improve the existing park site.	B	180	0	180	0	0	0	0	0	180
	O	235	0	235	0	0	0	0	0	235
	T	155	0	155	0	0	0	0	200	355
	Total	570	0	570	0	0	0	0	200	770
N3978-FY2018 PARKLAND ACQUISITION PROGRAM This project establishes a fund for Countywide parkland acquisition and related expenses.	G	6,553	995	7,548	1,300	1,300	1,300	1,300	1,300	14,048
	O	531	0	531	0	0	0	0	0	531
	T	150	0	150	0	0	0	0	0	150
	Total	7,234	995	8,229	1,300	1,300	1,300	1,300	1,300	1,300
RECREATION AND PARKS Total		161,188	12,717	173,905	9,625	6,150	6,500	6,850	10,300	213,330

Howard County, MD
FY 2022 Executive Proposed Capital Budget (\$000)
RECREATION AND PARKS

	Revenue Source	Prior Total	Current FY	Appropriation Total
B	BONDS	84,573	2,345	86,918
D	DEVELOPER CONTRIBUTION	955	0	955
G	GRANTS	27,973	4,397	32,370
O	OTHER SOURCES	8,570	50	8,620
P	PAY AS YOU GO	1,983	0	1,983
T	TRANSFER TAX	37,134	5,925	43,059
Total		161,188	12,717	173,905

Howard County, MD
FY 2022 Executive Proposed 5 Year Capital Budget Project Type Summary
RECREATION AND PARKS

Revenue Source		Prior Approp	Current FY	2023	2024	2025	2026	2027	Total
B	BONDS	84,573	2,345	1,350	0	0	0	0	88,268
D	DEVELOPER CONTRIBUTION	955	0	0	0	0	0	0	955
G	GRANTS	27,973	4,397	2,600	2,600	2,600	2,600	3,400	46,170
O	OTHER SOURCES	8,570	50	0	0	0	0	0	8,620
P	PAY AS YOU GO	1,983	0	0	0	0	0	0	1,983
T	TRANSFER TAX	37,134	5,925	5,675	3,550	3,900	4,250	6,900	67,334
Total		161,188	12,717	9,625	6,150	6,500	6,850	10,300	213,330

Fiscal 2022 Capital Budget

RECREATION AND PARKS

Project: N3102-FY2000 BLANDAIR REGIONAL PARK

Description

A project to master plan, design, and construct a 298-acre regional park, and restore the 19th century Blandair Mansion and out-buildings located off of MD175 in Columbia.

Justification

Project identified in the 2005, 2012 and 2017 Land Preservation, Parks and Recreation Plans, is endorsed by the Recreation and Parks Advisory Board, and the Blandair Planning Committee.

Remarks

1. Prior funds: \$1,475,000 in State Bond Bill. FY11-\$219,000, FY12-\$438,000, FY13-\$440,000 and FY14-\$1,443,000 in Program Open Space funds.
2. FY18-Grant revenue adjustment (\$1,013,000).
3. FY19-Funds for the continued construction of Phase III, the start of Phase IV design. Phase IV construction cannot begin until bridge construction over RT 175 is completed. Program Open Space development funding - \$2,565,000.
4. FY21-Project is being funded by \$2,276,000 in POS funds. The budget was increased by \$200,000 for the construction of Phase VI, not including the indoor athletic complex building.
5. FY22-Reduction of \$304,299.50 in POS Grants to \$1,971,700.50 for FY21 POS funding adjustment.

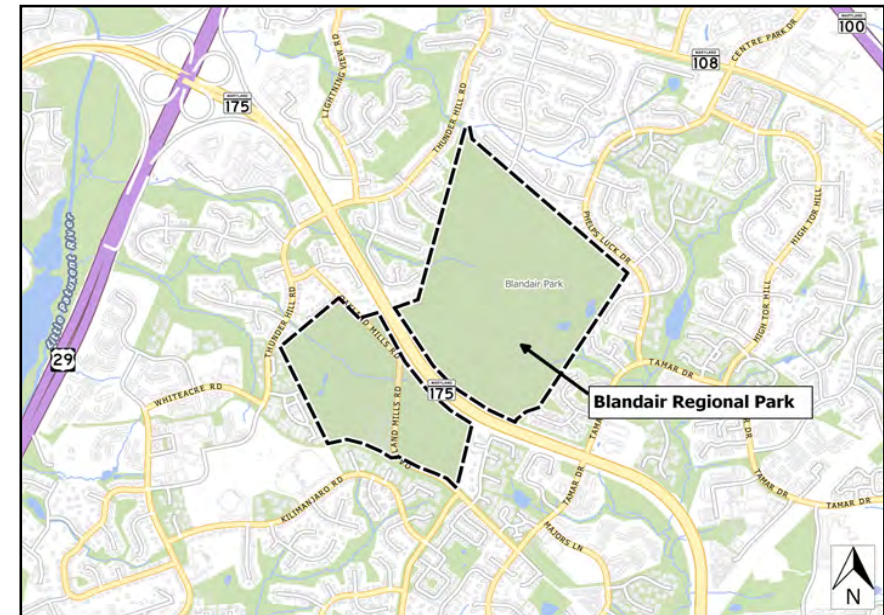
Project Schedule

- FY21-Phase III construction completion scheduled for December 2020. Design of Phase VI, less the indoor athletic complex building.
- FY22-Construction of the following Phase VI components: grading, water & sewer, skate park, outdoor basketball, and parking lot.
- FY23-Continued construction of Phase VI.

Operating Budget Impact

The start-up costs for this entire regional park will be \$500,000. The operational costs after construction for each phase is estimated: Phase III-\$628,000, Phase IV-\$50,000, Phase V-\$764,000, Phase VI-\$700,000, Phase VII-\$414,000 and Historic Manor House|Area - \$650,000.

FY2022 Bonds - Annual Debt Service Payment	0
FY2022 Bonds - 20-Year Total Debt Service Payment	0
Total Project Bonds - Annual Debt Service Payment	2,120,982
Total Project Bonds - 20-Year Total Debt Service Payment	42,419,648



Explanation of Changes

The cost for all future phases was increased due to escalation cost figured into the overall budget. FY21-Project was increased by \$200,000 for the construction of Phase VI. FY22-Project is reduced by \$304,299.50 in POS Grants to \$1,971,700.50 for FY21 Grant adjustment.

Fiscal 2022 Capital Budget

RECREATION AND PARKS

Project: N3102-FY2000 BLANDAIR REGIONAL PARK

(In Thousands)	Five Year Capital Program									Master Plan				Total Project
	Prior Appr.	FY2022 Budget	Appr. Total	Fiscal 2023	Fiscal 2024	Fiscal 2025	Fiscal 2026	Fiscal 2027	Sub Total	Fiscal 2028	Fiscal 2029	Fiscal 2030	Fiscal 2031	
PLANS & ENGINEERING	6,038	0	6,038	0	0	0	0	800	800	0	700	0	0	7,538
CONSTRUCTION	33,339	(304)	33,035	0	0	0	0	0	0	7,500	0	7,000	0	47,535
ADMINISTRATION	0	0	0	0	0	0	0	0	0	0	0	0	0	0
EQUIPMENT & FURNISHINGS	100	0	100	0	0	0	0	0	0	0	0	0	0	100
Total Expenditures	39,477	(304)	39,173	0	0	0	0	800	800	7,500	700	7,000	0	55,173
BONDS	27,778	0	27,778	0	0	0	0	0	0	0	0	0	0	27,778
GRANTS	9,869	(304)	9,565	0	0	0	0	800	800	0	0	0	0	10,365
TRANSFER TAX	1,830	0	1,830	0	0	0	0	0	0	7,500	700	7,000	0	17,030
Total Funding	39,477	(304)	39,173	0	0	0	0	800	800	7,500	700	7,000	0	55,173

\$37,168,575 spent and encumbered through February 2021

\$36,702,225 spent and encumbered through February 2020

Project Status Phase I and II are completed. Started construction of Phase III.

FY20-Phase III construction continues.

FY21-Phase III completion is scheduled for December 2020, begin Phase VI project design, not including the indoor athletic complex.

FY22-Construction of Phase VI continues.

FY 2021 Budget	39,477	0	39,477	0	0	0	0	800	800	7,500	700	7,000		55,477
Difference 2021 / 2022	0	(304)	(304)	0	0	0	0	0	0	0	0	0	0	(304)

FY21-Project is being funded by \$2,276,000 in POS funds. No Bonds will be needed. The total was increased by \$200,000 to fund the Construction of Phase VI. (\$900,000 from FY20 was received from the State and was redirected and never added to Acquisition. The \$900,00 was redirected in FY21 to make the adjustment.) FY22-Reduction of \$304,299.50 in POS Grants for FY21 POS Grant adjustment to \$1,971,700.50.

Project: N3108-FY2004 PARK SYSTEMIC IMPROVEMENTS

Description

This project will provide replacement of all types of park facilities and related engineering to include equipment or building elements which have deteriorated beyond routine maintenance efforts. This project will also address small park upgrades.

Justification

Project is endorsed by the Recreation and Parks Board and is consistent with 1999, 2005, 2012 and 2017 Land Preservation, Parks and Recreation Plans.

Remarks

1. FY17-\$150,000 State Bond Bill for the relocation and construction of a basketball court, playground and pathway at Huntington Park.
2. FY18-\$87,000 Ellicott City FEMA grant, \$100,000 design grant for Ellicott City Lot F and the old Roger Carter Recreation Center site with a \$100,000 match (T-tax).
3. FY19-Ongoing park improvements. Replacing Cedar Lane Park synthetic turf field #5 and Rockburn Branch Park synthetic turf field #6. \$78,875 (OTHER SOURCES) from Howard County Youth Program donation for ball field lights to be installed on Field #7 at Kiwanis-Wallas Park.
Fund reduction of \$100,000 in grants due to not receiving design grant for Ellicott City Lot F and the old Roger Carter Recreation Center site.
4. FY20-Ongoing park improvements. \$215,000 grant reduction that was transferred in FY18 to N3962 Centennial Park Improvements for State Waterway Improvement Program grants.
5. FY21-Ongoing improvements and \$133,000 reduction in grants for prior grants not received.
6. FY22-Requesting \$2.4M in GO bonds for a new turf field at the North Columbia Fire station site, Transfer Tax increase from \$2.25M to \$2.7M and an \$880,000 increase in POS Grants for ongoing projects. Requesting \$200,000 in Grants for a State Bond Bill for the Harriett Tubman Center playground and \$200,000 previously requested in T-Tax for the match.

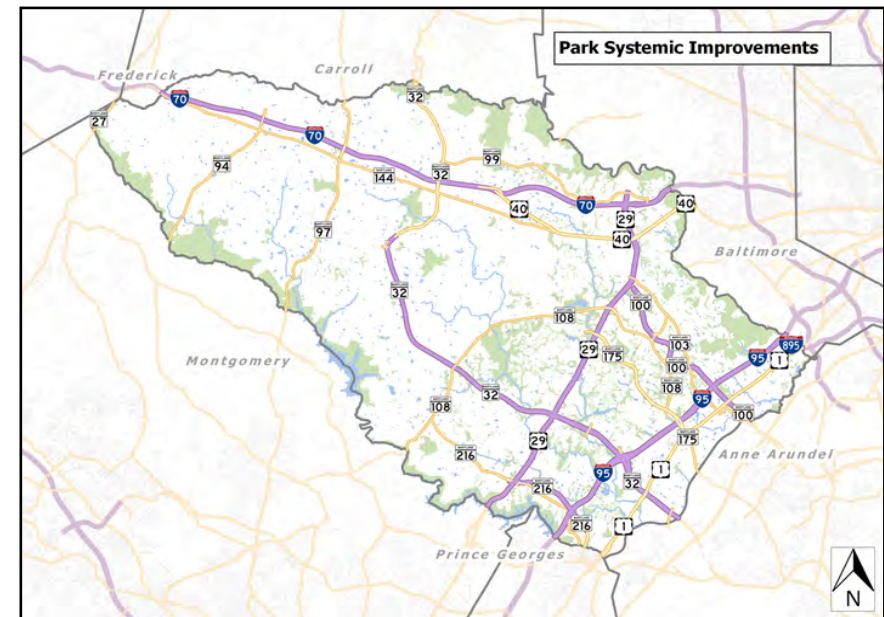
Project Schedule

FY21-FY26-Construction Continues.

Operating Budget Impact

No additional operating funds required. Projects are upgrades of existing facilities or small improvements where the operating expenses are already addressed in the operating budget.

FY2022 Bonds - Annual Debt Service Payment	179,052
FY2022 Bonds - 20-Year Total Debt Service Payment	3,581,038
Total Project Bonds - Annual Debt Service Payment	1,377,822
Total Project Bonds - 20-Year Total Debt Service Payment	27,556,431



Explanation of Changes

FY22-Increase in GO of \$2.4M for new turf field at the North Columbia Fire Station (NCFS) site, increase in T-Tax from \$2.25M to \$2.7M for three turf field replacements and aged park infrastructure repairs/replacements. Increase in \$880,000 POS Grants to be used for aged park infrastructure replacements/repairs. Requesting \$200,000 in Grants for a State Bond Bill for the Harriett Tubman Center playground and \$200,000 previously requested in T-Tax for the match. FY23-FY27 There is a \$1.3M increase for new turf field at NCFS, \$3M reduction in Grants due to lower POS Funds. FY23-27 has been changed to \$1M each year.

Fiscal 2022 Capital Budget

RECREATION AND PARKS

Project: N3108-FY2004 PARK SYSTEMIC IMPROVEMENTS

(In Thousands)	Five Year Capital Program									Master Plan				
	Prior Appr.	FY2022 Budget	Appr. Total	Fiscal 2023	Fiscal 2024	Fiscal 2025	Fiscal 2026	Fiscal 2027	Sub Total	Fiscal 2028	Fiscal 2029	Fiscal 2030	Fiscal 2031	Total Project
PLANS & ENGINEERING	1,522	0	1,522	100	100	100	100	100	500	100	100	100	0	2,322
CONSTRUCTION	29,704	6,125	35,829	5,075	2,900	3,400	3,450	3,450	18,275	3,650	3,650	4,250	0	65,654
ADMINISTRATION	0	0	0	0	0	0	0	0	0	0	0	0	0	0
Total Expenditures	31,226	6,125	37,351	5,175	3,000	3,500	3,550	3,550	18,775	3,750	3,750	4,350	0	67,976
BONDS	14,350	2,345	16,695	1,350	0	0	0	0	1,350	0	0	0	0	18,045
GRANTS	1,008	1,080	2,088	1,000	1,000	1,000	1,000	1,000	5,000	1,250	1,250	1,800	0	11,388
OTHER SOURCES	79	0	79	0	0	0	0	0	0	0	0	0	0	79
PAY AS YOU GO	1,145	0	1,145	0	0	0	0	0	0	0	0	0	0	1,145
TRANSFER TAX	14,644	2,700	17,344	2,825	2,000	2,500	2,550	2,550	12,425	2,500	2,500	2,550	0	37,319
Total Funding	31,226	6,125	37,351	5,175	3,000	3,500	3,550	3,550	18,775	3,750	3,750	4,350	0	67,976

\$29,778,201 spent and encumbered through February 2021

\$28,418,093 spent and encumbered through February 2020

Project Status FY20- Replacement of two pedestrian bridges at Centennial Park.

FY21- Playground replacements at Savage Park and Centennial Park North area, renovation to Centennial Park South area Boat Dock pathway and parking for ADA compliance.

FY22- 1 new turf field, eplacement of 3 artificial turf fields: Atholton HS, Hammond HS & Blandair Park Field #1, four bridge replacements, Huntington Park improvements, playground replacements at Schooley Mill Park & Warfield's Pond Park.

FY 2021 Budget	31,226	2,250	33,476	4,625	3,200	3,750	4,500	4,350	20,425	3,750	3,750	4,350		65,751
Difference 2021 / 2022	0	3,875	3,875	550	(200)	(250)	(950)	(800)	(1,650)	0	0	0	0	2,225

FY22-Increase in GO of \$2.4M for new turf field at the North Columbia Fire Station (NCFS) site, increase in T-Tax from \$2.25M to \$2.7M for three turf field replacements and aged park infrastructure repairs|replacements. Increase in \$880,000 POS Grants to be used for aged park infrastructure replacements|repairs. Requesting \$200,000 in Grants for a State Bond Bill for the Harriett Tubman Center playground and \$200,000 previously requested in T-Tax for the match. FY23 -FY27 There is a \$1.3M increase for new turf field at NCFS, \$3M reduction in Grants due to lower POS Funds. FY23-27 has been changed to \$1M each year.

Fiscal 2022 Capital Budget

RECREATION AND PARKS

Project: N3109-FY2004 PARKS RESURFACING PROGRAM

Description

A project to fund roadways, pathways, trails, parking lots, playgrounds and game court resurfacing, replacement and additions within the County's park system. Improvements may include speed humps, chokers or other traffic calming devices as needed.

Justification

This project is identified in the 1999, 2005, 2012 and 2017 Land Preservation, Parks and Recreation Plans and is endorsed by the Recreation and Parks Advisory Board.

Remarks

FY21-Requested \$766,000 additional funding for playground rubber replacements due to age & public safety, along with park roadway & parking lot resurfacing, pathway repairs & resurfacing.

FY22-Requesting \$600,000 additional Transfer Tax funding for playground safety surface replacements due to age and public safety, along with park roadway, parking lot and pathway resurfacing.

FY23-FY27-Request an increase in GRANTS of \$350,000 over 5 years. Request \$300,000 each year.

Project Schedule

FY21-FY26-Construction continues.

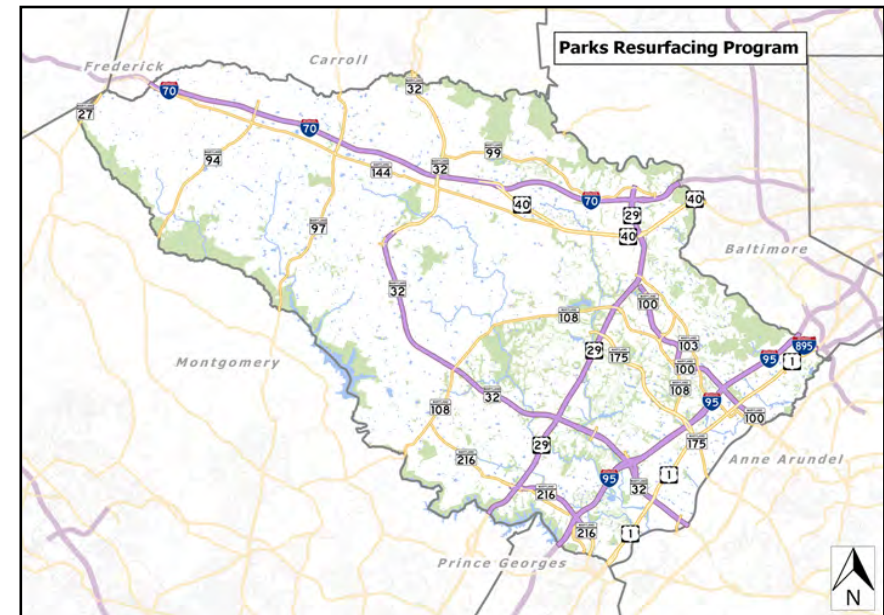
FY21-Replaced two playground rubber safety surface areas at Savage Park and Centennial Park North area, road and parking lot resurfacing at Centennial Park.

FY22-Replace two playground safety surfaces, resurface park pathways and resurfacing of park roadways|parking lots.

Operating Budget Impact

No additional operating expense associated with this effort. These are resurfacing efforts on facilities already in operation.

FY2022 Bonds - Annual Debt Service Payment	0
FY2022 Bonds - 20-Year Total Debt Service Payment	0
Total Project Bonds - Annual Debt Service Payment	15,271
Total Project Bonds - 20-Year Total Debt Service Payment	305,419



Explanation of Changes

FY21-Requested \$766,000 additional funding for playground safety surface replacements due to age & public safety, along with park roadway & parking lot resurfacing, pathway repairs & resurfacing. FY22-Requesting \$600,000 additional Transfer Tax funding for playground safety surface replacements due to age and public safety, along with park roadway, parking lot and pathway resurfacing. FY23-FY27-Request an increase in GRANTS of \$350,000 over 5 years. Request \$300,000 each year.

Fiscal 2022 Capital Budget

RECREATION AND PARKS

Project: N3109-FY2004 PARKS RESURFACING PROGRAM

(In Thousands)	Five Year Capital Program										Master Plan			
	Prior Appr.	FY2022 Budget	Appr. Total	Fiscal 2023	Fiscal 2024	Fiscal 2025	Fiscal 2026	Fiscal 2027	Sub Total	Fiscal 2028	Fiscal 2029	Fiscal 2030	Fiscal 2031	Total Project
PLANS & ENGINEERING	520	0	520	50	50	50	50	50	250	50	50	50	0	920
CONSTRUCTION	8,592	1,100	9,692	1,250	1,250	1,250	1,250	1,000	6,000	700	700	700	0	17,792
ADMINISTRATION	0	0	0	0	0	0	0	0	0	0	0	0	0	0
Total Expenditures	9,112	1,100	10,212	1,300	1,300	1,300	1,300	1,050	6,250	750	750	750	0	18,712
BONDS	200	0	200	0	0	0	0	0	0	0	0	0	0	200
GRANTS	199	0	199	300	300	300	300	300	1,500	0	0	0	0	1,699
PAY AS YOU GO	340	0	340	0	0	0	0	0	0	0	0	0	0	340
TRANSFER TAX	8,373	1,100	9,473	1,000	1,000	1,000	1,000	750	4,750	750	750	750	0	16,473
Total Funding	9,112	1,100	10,212	1,300	1,300	1,300	1,300	1,050	6,250	750	750	750	0	18,712

\$7,844,632 spent and encumbered through February 2021

\$7,523,207 spent and encumbered through February 2020

Project Status FY19-Resurfaced and repaired half of the County's portion of the Lake Elkhorn pathway, resurfaced and color-coated several existing tennis courts, resurfaced pathways.

FY20-Resurfaced roads and lots at Centennial Park North area, resurfaced multiple tennis and basketball courts and blended pickleball at Rockburn Park basketball.

FY21-Tar & chipped Waverly Mansion parking lots, resurfaced Centennial Park North skate park, realigned Centennial Park East tennis courts. Safety surfacing for Savage Park & Centennial Park North playground replacements.

FY22-Safety surface installation for Schooley Mill Park & Warfield's Pond Park playground replacements, park pathway resurfacing and park roadway|parking lot resurfacing.

FY 2021 Budget	9,112	500	9,612	1,000	1,400	1,400	1,350	750	5,900	750	750	750		17,762
Difference 2021 / 2022	0	600	600	300	(100)	(100)	(50)	300	350	0	0	0	0	950

FY21-Requested \$766,000 additional funding for playground safety surface replacements due to age & public safety, along with park roadway & parking lot resurfacing, pathway repairs & resurfacing. FY22-Requesting \$600,000 additional Transfer Tax funding for playground safety surface replacements due to age and public safety, along with Park roadway, parking lot and pathway resurfacing. FY23-FY27-Request an increase in Grants of \$350,000 over 5 years. Request \$300,000 each year.

Fiscal 2022 Capital Budget

RECREATION AND PARKS

Project: N3940-FY2000 NORTH LAUREL PARK

Description

A project to design and construct a 51-acre park and swimming pool lying northeast of North Laurel Road and Washington Avenue. Facilities are being determined by a citizen's advisory committee and a master plan effort.

Justification

This project is identified in the 2005, 2012 and 2017 Land Preservation, Parks and Recreation Plans, and is endorsed by the North Laurel Planning Committee and the North Laurel Civic Association.

Remarks

1. Prior year funds addressed the construction of the park which consists of roads and parking, playground, pavilions, restrooms, skate park, basketball courts, tennis courts, baseball fields, and multi-purpose fields and design funds for swimming pool feasibility study.
2. Prior appropriation reflects TAO-FY13, a reduction of \$700,000.
3. The remaining funding in this project will be used for the design of the swimming pool addition.
4. Please refer to Capital Project C0358 for construction funding.

Project Schedule

FY22 - Funds being used for minor renovations and systemic improvements.

Operating Budget Impact

Annual operating costs for the park is estimated to be \$50,000.

FY2022 Bonds - Annual Debt Service Payment	0
FY2022 Bonds - 20-Year Total Debt Service Payment	0
Total Project Bonds - Annual Debt Service Payment	416,973
Total Project Bonds - 20-Year Total Debt Service Payment	8,339,466



Fiscal 2022 Capital Budget

RECREATION AND PARKS

Project: N3940-FY2000 NORTH LAUREL PARK

(In Thousands)	Five Year Capital Program										Master Plan			
	Prior Appr.	FY2022 Budget	Appr. Total	Fiscal 2023	Fiscal 2024	Fiscal 2025	Fiscal 2026	Fiscal 2027	Sub Total	Fiscal 2028	Fiscal 2029	Fiscal 2030	Fiscal 2031	Total Project
PLANS & ENGINEERING	891	0	891	0	0	0	0	0	0	0	0	0	0	891
LAND ACQUISITION	1,375	0	1,375	0	0	0	0	0	0	0	0	0	0	1,375
CONSTRUCTION	4,760	0	4,760	0	0	0	0	0	0	0	0	0	0	4,760
ADMINISTRATION	0	0	0	0	0	0	0	0	0	0	0	0	0	0
EQUIPMENT & FURNISHINGS	0	0	0	0	0	0	0	0	0	0	0	0	0	0
Total Expenditures	7,026	0	7,026	0	0	0	0	0	0	0	0	0	0	7,026
BONDS	5,461	0	5,461	0	0	0	0	0	0	0	0	0	0	5,461
DEVELOPER CONTRIBUTION	30	0	30	0	0	0	0	0	0	0	0	0	0	30
GRANTS	1,241	0	1,241	0	0	0	0	0	0	0	0	0	0	1,241
TRANSFER TAX	294	0	294	0	0	0	0	0	0	0	0	0	0	294
Total Funding	7,026	0	7,026	0	0	0	0	0	0	0	0	0	0	7,026

\$6,979,464 spent and encumbered through February 2021

\$6,973,364 spent and encumbered through February 2020

Project Status FY21 - Funds being used for additional services for the swimming pool addition and replacement of sports flooring in Gymnasium.

FY 2021 Budget	7,026	0	7,026	0	0	0	0	0	0	0	0	0	0	7,026
Difference 2021 / 2022	0	0	0	0	0	0	0	0	0	0	0	0	0	0

Fiscal 2022 Capital Budget

RECREATION AND PARKS

Project: N3953-FY2000 CENTENNIAL LAKE RESTORATION

Description

A project to design and construct improvements to Centennial Lake to include dredging, artificial aeration, and shoreline stabilization.

Justification

In 1995 a study was conducted by Coastal Environmental Services Inc. recommending that the above measures be taken to restore the health of the lake. This project is endorsed by the Recreation and Parks Advisory Board and is included in the 2005, 2012 and 2017 Land Preservation, Parks and Recreation Plans.

Remarks

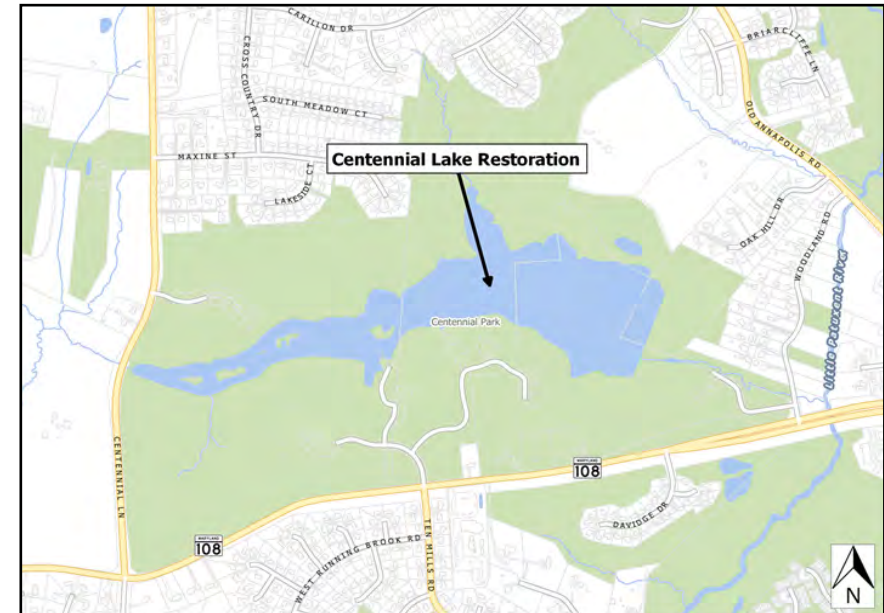
FY17-The Department will use the remaining portion of the existing funds to initiate an updated profile survey of the existing lake bottom to determine the scope of work for the dredging project. Upon the completion of the survey, will then have current information to allow for the County to better determine the future design needs and costs and construction costs for dredging the lake. Project partly defunded.

Project Schedule

Operating Budget Impact

No Operating Impact

FY2022 Bonds - Annual Debt Service Payment	0
FY2022 Bonds - 20-Year Total Debt Service Payment	0
Total Project Bonds - Annual Debt Service Payment	1,603
Total Project Bonds - 20-Year Total Debt Service Payment	32,069



Fiscal 2022 Capital Budget

RECREATION AND PARKS

Project: N3953-FY2000 CENTENNIAL LAKE RESTORATION

(In Thousands)	Five Year Capital Program										Master Plan			
	Prior Appr.	FY2022 Budget	Appr. Total	Fiscal 2023	Fiscal 2024	Fiscal 2025	Fiscal 2026	Fiscal 2027	Sub Total	Fiscal 2028	Fiscal 2029	Fiscal 2030	Fiscal 2031	Total Project
PLANS & ENGINEERING	87	0	87	0	0	0	0	0	0	0	0	0	0	87
CONSTRUCTION	0	0	0	0	0	0	0	0	0	0	0	0	0	0
ADMINISTRATION	0	0	0	0	0	0	0	0	0	0	0	0	0	0
Total Expenditures	87	0	87	0	0	0	0	0	0	0	0	0	0	87
BONDS	21	0	21	0	0	0	0	0	0	0	0	0	0	21
PAY AS YOU GO	66	0	66	0	0	0	0	0	0	0	0	0	0	66
Total Funding	87	0	87	0	0	0	0	0	0	0	0	0	0	87

\$61,053 spent and encumbered through February 2021

\$61,053 spent and encumbered through February 2020

Project Status Lake bottom survey, sediment analysis, and dredging methods being evaluated in preparation for project design.

FY 2021 Budget	87	0	87	0	0	0	0	0	0	0	0	0		87
Difference 2021 / 2022	0	0	0	0	0	0	0	0	0	0	0	0	0	0

Project: N3957-FY2003 TROY PARK & HISTORIC REHABILITATION

Description

A project to acquire an additional 5 acres, rehabilitate an 1820 historic house, and design and construct a 106-acre Regional Park and Community Center|Athletic Complex at MD100 and US1.

Justification

This project conforms to the goals and objectives of the 1999, 2005, 2012 and 2017 Land Preservation, Parks and Recreation Plans. This park will provide needed recreation facilities for the Elkridge Planning Area. The rehabilitation of the Troy House is endorsed by Preservation Howard County. This project is a key component to the US1 Corridor Revitalization effort.

Remarks

1. Prior funds include: FY03-\$350,000, FY09-\$150,000, FY10-\$150,000, and FY11-\$455,000 in State Bond Bill Grants. FY03-\$900,000 and FY08-\$500,000 in Program Open Space (POS) Land Acquisition Funds. FY11-\$219,000, FY19-\$485,000 in POS Development Funds.
2. FY18-Request included grant revenue adjustment (\$500,000). \$100,000 (OTHER SOURCES) National Park Service funds received due to services not rendered during design of Troy Mansion.
3. FY20-\$1,716,000 in POS Development Grant Funds were allocated for construction of restroom, storage building, bleachers and press box for Field #1. Overall GRANTS will be reduced by \$900,000 due to a POS acquisition fund adjustment.
4. FY21-\$500,000 in POS Park Development Grant Funds and requesting \$167,000 in Transfer Tax for 25% Program Open Space match.
5. FY22-Increase of \$420,000 in POS Park Development Grant funds for Phase 2B construction.
6. FY26- Request \$300,000 in T-Tax to develop schematic drawings for Community Center & Maintenance building.
7. FY27- Request \$1,500,000 in T-Tax for design of Troy Regional Park Community Center.
8. FY28- Request \$15,000,000 in Go Bonds for construction of Community Center.

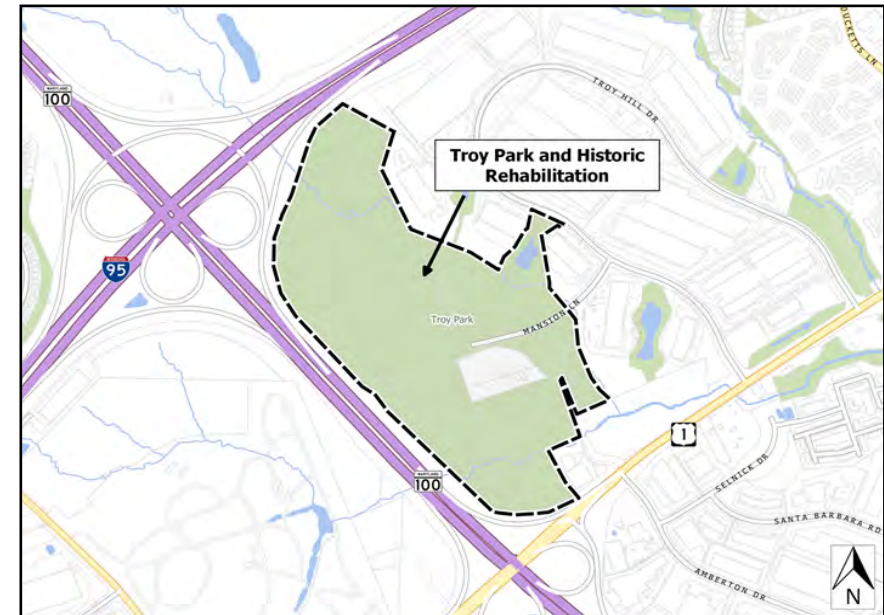
Project Schedule

- FY20-Start design of Phase III maintenance building and construct restroom and storage building for field #1 and pavilion|restroom #3 for existing field #3.
- FY21-Design and construction of Phase 2B- drainage, fencing, storage building, bleachers and restroom.
- FY22-Continued construction of Phase 2B.
- FY26- Develop schematic drawings for Troy Regional Park Community Center & Maintenance building.
- FY27- Design the Community Center.
- FY28- Construction of Community Center.

Operating Budget Impact

The startup costs for this entire regional park will be \$500,000. Operational cost after construction for each phase is estimated: Phase I-\$20,000, Phase II-\$180,000, and Phase III-\$640,000.

FY2022 Bonds - Annual Debt Service Payment	0
FY2022 Bonds - 20-Year Total Debt Service Payment	0
Total Project Bonds - Annual Debt Service Payment	2,678,907
Total Project Bonds - 20-Year Total Debt Service Payment	53,578,132



Explanation of Changes

Budget was reduced from prior year. There was a change in the scope of work to be completed in this project. The Phase IV design was removed from the scope of work due to a possible future high school site. FY21-Budget reduced from \$2,000,000 to \$666,000 for the completion of Phase 2B. FY22-Increase of \$420,000 in POS Park Development Grants for the completion of Phase 2B.

Fiscal 2022 Capital Budget

RECREATION AND PARKS

Project: N3957-FY2003 TROY PARK & HISTORIC REHABILITATION

(In Thousands)	Five Year Capital Program									Master Plan				
	Prior Appr.	FY2022 Budget	Appr. Total	Fiscal 2023	Fiscal 2024	Fiscal 2025	Fiscal 2026	Fiscal 2027	Sub Total	Fiscal 2028	Fiscal 2029	Fiscal 2030	Fiscal 2031	Total Project
PLANS & ENGINEERING	5,065	0	5,065	0	0	0	300	2,500	2,800	0	0	0	0	7,865
LAND ACQUISITION	1,753	0	1,753	0	0	0	0	0	0	0	0	0	0	1,753
CONSTRUCTION	19,792	420	20,212	0	0	0	0	0	0	15,000	0	0	0	35,212
ADMINISTRATION	0	0	0	0	0	0	0	0	0	0	0	0	0	0
Total Expenditures	26,610	420	27,030	0	0	0	300	2,500	2,800	15,000	0	0	0	44,830
BONDS	20,085	0	20,085	0	0	0	0	0	0	15,000	0	0	0	35,085
GRANTS	4,873	420	5,293	0	0	0	0	0	0	0	0	0	0	5,293
OTHER SOURCES	105	0	105	0	0	0	0	0	0	0	0	0	0	105
TRANSFER TAX	1,547	0	1,547	0	0	0	300	2,500	2,800	0	0	0	0	4,347
Total Funding	26,610	420	27,030	0	0	0	300	2,500	2,800	15,000	0	0	0	44,830

\$24,787,029 spent and encumbered through February 2021

\$24,473,686 spent and encumbered through February 2020

Project Status FY20-Completion of Phase 2A - Field #1, lighting, fencing, bleacher area, press box and scoreboard.

FY21-Design|Construction of Phase 2B.

FY22-Continued construction of Phase 2B.

FY 2021 Budget	26,610	0	26,610	0	0	0	0	1,000	1,000	0	0	0		27,610
Difference 2021 / 2022	0	420	420	0	0	0	300	1,500	1,800	15,000	0	0	0	17,220

Budget was reduced from prior year due to funding constraints. There was a change in the scope of work to be completed in this project. The Phase IV design was removed from the scope of work due to a possible future high school site. FY21-Budget reduced from \$2,000,000 to \$666,000 for the completion of Phase 2B. FY22-Increase of \$420,000 in POS Park Development Grants for the construction of Phase 2B.

Fiscal 2022 Capital Budget

RECREATION AND PARKS

Project: N3958-FY2003 HISTORIC STRUCTURES REHABILITATION

Description

This project creates a fund for the preservation and rehabilitation of historic properties under the management of the Department of Recreation and Parks. Work may include archaeology studies, historical assessments, design and engineering related to historic buildings, and site improvements.

Justification

This project is identified in the 2005, 2012 and 2017 Land Preservation, Parks and Recreation Plans, it is endorsed by the Recreation and Parks Advisory Board and Preservation Howard County.

Remarks

FY20-Funds addressed \$80,000 Grant for the augmented reality and virtual reality exhibits at the B&O and an \$80,000 match.
FY22-Requesting \$150,000 in Grants for a State Bond Bill for Barnard Fort House construction renovation and \$150,000 in T-Tax for the match.
FY23-FY30-Requesting \$150,000 in Transfer Tax annually for construction renovation of the Barnard Fort House and other historic structures renovation construction

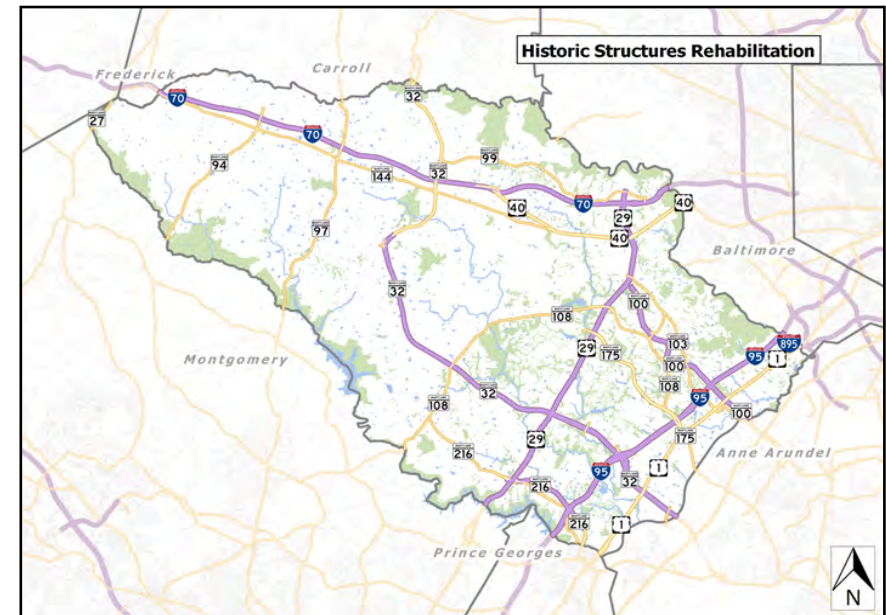
Project Schedule

FY22-Planning and construction.

Operating Budget Impact

Upon completion of the renovation of a project, operating costs will be determined. FY22-FY24 reduction in budget from \$500,000 to \$0 each year.

FY2022 Bonds - Annual Debt Service Payment	0
FY2022 Bonds - 20-Year Total Debt Service Payment	0
Total Project Bonds - Annual Debt Service Payment	115,677
Total Project Bonds - 20-Year Total Debt Service Payment	2,313,549



Explanation of Changes

FY22-Requesting \$150,000 in Grants for a State Bond Bill for Barnard Fort house construction renovations and \$150,000 in T-Tax for the match.

Fiscal 2022 Capital Budget

RECREATION AND PARKS

Project: N3958-FY2003 HISTORIC STRUCTURES REHABILITATION

(In Thousands)	Five Year Capital Program										Master Plan			
	Prior Appr.	FY2022 Budget	Appr. Total	Fiscal 2023	Fiscal 2024	Fiscal 2025	Fiscal 2026	Fiscal 2027	Sub Total	Fiscal 2028	Fiscal 2029	Fiscal 2030	Fiscal 2031	Total Project
PLANS & ENGINEERING	720	0	720	0	0	0	0	0	0	0	0	0	0	720
LAND ACQUISITION	0	0	0	0	0	0	0	0	0	0	0	0	0	0
CONSTRUCTION	10,315	300	10,615	150	150	150	150	150	750	150	150	150	0	11,815
ADMINISTRATION	75	0	75	0	0	0	0	0	0	0	0	0	0	75
EQUIPMENT & FURNISHINGS	0	0	0	0	0	0	0	0	0	0	0	0	0	0
Total Expenditures	11,110	300	11,410	150	150	150	150	150	750	150	150	150	0	12,610
BONDS	1,515	0	1,515	0	0	0	0	0	0	0	0	0	0	1,515
GRANTS	490	150	640	0	0	0	0	0	0	0	0	0	0	640
OTHER SOURCES	4,012	0	4,012	0	0	0	0	0	0	0	0	0	0	4,012
PAY AS YOU GO	222	0	222	0	0	0	0	0	0	0	0	0	0	222
TRANSFER TAX	4,871	150	5,021	150	150	150	150	150	750	150	150	150	0	6,221
Total Funding	11,110	300	11,410	150	150	150	150	150	750	150	150	150	0	12,610

\$7,705,050 spent and encumbered through February 2021

\$6,782,039 spent and encumbered through February 2020

Project Status FY19-\$75,000 MD Heritage Area Auth. grant with a \$75,000 match for the Caboose at the Ellicott City B&O Railroad Station Museum and a \$35,000 Maryland Heritage Area Authority grant with a \$35,000 match for the Diorama at the Ellicott City B&O Railroad Station Museum. Reduce Other Sources by \$43,000 due to less revenue received from the Dobbin property sale. Reduce Grants by \$70,000 due to only receiving a \$30,000 FY18 MD Heritage Areas Auth. Grant for design work for the historic Barnard Fort House. FY20-Completed the total restoration of the Blandair caretaker house, Belmont road widening, PFI steel beam refinishing, B&O Museum wood door restoration, fencing at Belmont cemetery and Waverly mansion, Belmont parking lot lighting, historic site repairs. FY21-Blandair storage shed repairs, ECCS & B&O Museum repairs, PFI window trim renovations. FY22-Continued Historic structure maintenance & repairs.

FY 2021 Budget	11,110	150	11,260	150	150	150	150	150	750	150	150	150		12,460
Difference 2021 / 2022	0	150	150	0	0	0	0	0	0	0	0	0	0	150

FY20-Funds addressed \$80,000 Grant for the augmented reality and virtual reality exhibits at the B&O and an \$80,000 match. FY22- Requesting \$150,000 in Grants for a State Bond Bill for Barnard Fort House construction and \$150,000 in T-Tax for the match. FY23-FY30-requesting \$150,000 in Transfer Tax annually for construction renovations of the Barnard Fort House and other historic structures renovation construction.

Project: N3959-FY2005 PATAPSCO FEMALE INSTITUTE SITE WORK

Description

A project to design and construct site improvements related to the historic Patapsco Female Institute located on Sarah's Lane in Ellicott City. The improvements will include: upgraded roads, parking, retaining wall reconstruction, walkway and stairway reconstruction, historic fencing, lighting, gazebos, restroom, storage space, caretaker's office, caterer's prep room and landscaping.

Justification

This project has been endorsed by the Friends of The Patapsco Female Institute, the Recreation and Parks Advisory Board, Preservation Howard County, Historic Ellicott City and the Ellicott City Restoration Foundation, and it meets the goals and objectives of the 2005, 2012 and 2017 Land Preservation, Parks and Recreation Plans related to park and historic site rehabilitation.

Remarks

Prior year funds addressed design fees for site improvements and construction of the out-building on the site.

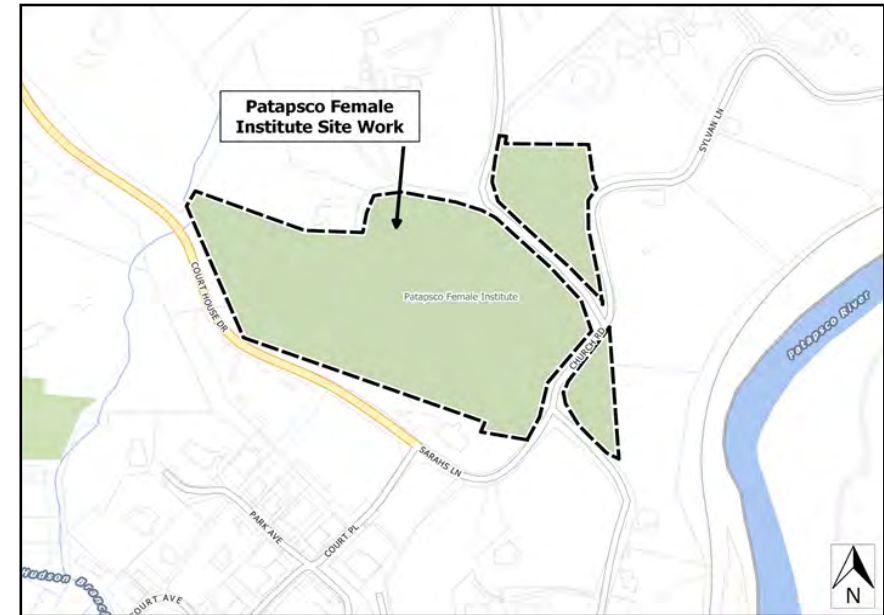
Project Schedule

FY20-Began design for water and sewer and Chapel project.
 FY21-Design and construction for the Chapel renovation project which includes: restrooms, multipurpose room, maintenance and storage space upon MHT approval.
 FY22-Construction continues.

Operating Budget Impact

Upon the total renovation work on this project, the estimated maintenance and operating cost in after construction will be \$150,000.

FY2022 Bonds - Annual Debt Service Payment	0
FY2022 Bonds - 20-Year Total Debt Service Payment	0
Total Project Bonds - Annual Debt Service Payment	87,808
Total Project Bonds - 20-Year Total Debt Service Payment	1,756,159



Explanation of Changes

FY22-Requesting \$300,000 in Grants for a State Bond Bill for the Chapel construction project and \$300,000 in T-Tax for the match..

Fiscal 2022 Capital Budget

RECREATION AND PARKS

Project: N3959-FY2005 PATAPSCO FEMALE INSTITUTE SITE WORK

(In Thousands)	Five Year Capital Program										Master Plan			
	Prior Appr.	FY2022 Budget	Appr. Total	Fiscal 2023	Fiscal 2024	Fiscal 2025	Fiscal 2026	Fiscal 2027	Sub Total	Fiscal 2028	Fiscal 2029	Fiscal 2030	Fiscal 2031	Total Project
PLANS & ENGINEERING	586	0	586	0	0	0	0	0	0	0	0	0	0	586
CONSTRUCTION	951	600	1,551	0	0	0	0	0	0	0	0	0	0	1,551
ADMINISTRATION	0	0	0	0	0	0	0	0	0	0	0	0	0	0
Total Expenditures	1,537	600	2,137	0	0	0	0	0	0	0	0	0	0	2,137
BONDS	1,150	0	1,150	0	0	0	0	0	0	0	0	0	0	1,150
GRANTS	0	300	300	0	0	0	0	0	0	0	0	0	0	300
TRANSFER TAX	387	300	687	0	0	0	0	0	0	0	0	0	0	687
Total Funding	1,537	600	2,137	0	0	0	0	0	0	0	0	0	0	2,137

\$924,227 spent and encumbered through February 2021

\$734,002 spent and encumbered through February 2020

Project Status The institute is currently operational as a viable historic attraction for the County. It is managed and operated by County staff in cooperation with the Friends of The Patapsco Female Institute. Repairs are being made on the retaining walls and stairs. The design consultant is preparing a site development plan and has submitted schematics for restrooms, multipurpose room, maintenance and storage space. After SDP and MHT approval, the consultant will proceed with plan development. FY20-Site development and master plan was approved by MHT. The design consultant began design for water, sewer and the chapel project. FY21-Upon final MHT approval, design and construction of water and sewer along with the chapel area project. FY22-Construction continues.

FY 2021 Budget	1,537	0	1,537	0	0	0	0	0	0	0	0	0		1,537
Difference 2021 / 2022	0	600	600	0	0	0	0	0	0	0	0	0	0	600

FY22-Requesting \$300,000 in Grants for a State Bond Bill for the Chapel construction project and \$300,000 in T-Tax for the match.

Project: N3960-FY2006 ROBINSON PROPERTY NATURE CENTER

Description

A project to design and construct a nature center and related site improvements on the former Robinson property located at Cedar Lane and Harriet Tubman Lane.

Justification

This project provides a nature center along the Middle Patuxent River as recommended in the 2005, 2012 and 2017 Land Preservation, Parks and Recreation Plans.

Remarks

Prior year OTHER funds indicate a \$700,000 donation received from the James and Ann Robinson Foundation, Inc., for future construction efforts. Also addresses \$800,000 in State Bond Bill Grants and the remaining \$400,000 donation including interest received from the James and Ann Robinson Foundation. Prior appropriation reflects TAO #2-FY2009 and TAO #1-FY2010 and a TAO-FY2013 for a reduction of \$300,000. FY18 Grant adjustment. FY22-Requesting \$331,000 in grant funding not previously received to reconcile previously completed awarded grants. Requesting \$100,000 in Grants for a State Bond Bill for design and construction of the amphitheater. Requesting \$100,000 in T-Tax for the match.

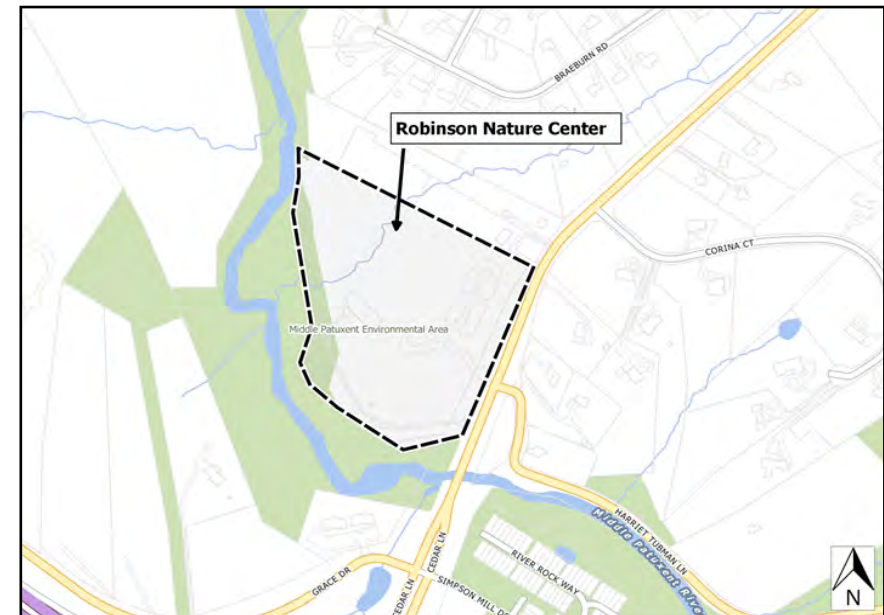
Project Schedule

FY22-Amphitheater design & construction, water fountain installation, bird protection for windows.

Operating Budget Impact

The operating costs of the final phases of this project will be absorbed within current operational budget.

FY2022 Bonds - Annual Debt Service Payment	0
FY2022 Bonds - 20-Year Total Debt Service Payment	0
Total Project Bonds - Annual Debt Service Payment	943,363
Total Project Bonds - 20-Year Total Debt Service Payment	18,867,260



Explanation of Changes

FY22-Requesting \$331,000 in grant funding not previously received to reconcile previously completed awarded grants. Requesting \$100,000 in Grants for a State Bond Bill for design and construction of the amphitheater. Requesting \$100,000 in T-Tax for the match.

Fiscal 2022 Capital Budget

RECREATION AND PARKS

Project: N3960-FY2006 ROBINSON PROPERTY NATURE CENTER

(In Thousands)	Five Year Capital Program										Master Plan			
	Prior Appr.	FY2022 Budget	Appr. Total	Fiscal 2023	Fiscal 2024	Fiscal 2025	Fiscal 2026	Fiscal 2027	Sub Total	Fiscal 2028	Fiscal 2029	Fiscal 2030	Fiscal 2031	Total Project
PLANS & ENGINEERING	1,971	0	1,971	0	0	0	0	0	0	0	0	0	0	1,971
CONSTRUCTION	15,801	531	16,332	0	0	0	0	0	0	0	0	0	0	16,332
ADMINISTRATION	0	0	0	0	0	0	0	0	0	0	0	0	0	0
EQUIPMENT & FURNISHINGS	0	0	0	0	0	0	0	0	0	0	0	0	0	0
Total Expenditures	17,772	531	18,303	0	0	0	0	0	0	0	0	0	0	18,303
BONDS	12,355	0	12,355	0	0	0	0	0	0	0	0	0	0	12,355
GRANTS	2,333	431	2,764	0	0	0	0	0	0	0	0	0	0	2,764
OTHER SOURCES	1,100	0	1,100	0	0	0	0	0	0	0	0	0	0	1,100
TRANSFER TAX	1,984	100	2,084	0	0	0	0	0	0	0	0	0	0	2,084
Total Funding	17,772	531	18,303	0	0	0	0	0	0	0	0	0	0	18,303

\$17,495,840 spent and encumbered through February 2021

\$17,467,427 spent and encumbered through February 2020

Project Status FY12-Construction of the Nature Center building is complete.

FY16-Construct additional structures such storage building and a nature playground.

FY22-Amphitheater design & construction, water fountain installation, bird protection for windows.

FY 2021 Budget	17,772	0	17,772	0	0	0	0	0	0	0	0	0		17,772
Difference 2021 / 2022	0	531	531	0	0	0	0	0	0	0	0	0	0	531

FY22-Requesting \$331,000 in grant funding not previously received to reconcile previously completed awarded grants. Requesting \$100,000 in Grants for a State Bond Bill for design and construction of the amphitheater. Requesting \$100,000 in T-Tax for the match.

Project: N3962-FY2008 CENTENNIAL PARK IMPROVEMENTS

Description

This project consists of improvements to Centennial Park to include replacement of field lights, synthetic turf field, expanded parking, pond-to-stream retrofit, stream bank stabilization, maintenance shop, office addition, boat rental expansion, roadway, parking repairs and upgrades, and new signage.

Justification

This project is endorsed by the Recreation and Parks Advisory Board and is necessary to address the continued heavy usage of Centennial Park. This project is identified in the 2005, 2012 and 2017 Land Preservation, Parks and Recreation Plans.

Remarks

1. Prior funds addressed the required park improvements and design and construction.
2. FY18-\$215,000 State Water Ways Grant adjustment for the boat dock improvement.
3. FY19-Started preliminary design work on improving Centennial West area. Design would include redesigning the multipurpose fields, baseball fields, parking and lighting.
4. FY21-Eliminated \$300,00 in Bonds from FY26 and requested \$300,000 in Transfer Tax for the redesign the Centennial Park West area ball fields, drainage, multi-purpose field, lighting systems and parking lot renovations due to public safety.
5. FY22-\$1,700,000 reduction in Transfer Tax. Requesting \$500,000 in Grants for a State Bond Bill for the Centennial ADA parking and path project and \$500,000 in T-Tax for the match.
6. FY23- Requesting \$1,400,000 in T-Tax for the emergency replacement of the Centennial Park West area sports field lighting.
7. FY29-Requesting \$3,000,000 in GO Bonds for construction of Centennial Park West area ball field & drainage project.
8. FY30-Requesting \$3,000,000 in GO Bonds for the construction of the West area multi-purpose field, drainage, lighting and parking lot renovation project.

Project Schedule

- FY19-Started preliminary design for West area of the Park.
- FY21- Design West area artificial turf field, ball fields, lighting replacements, drainage and parking lots.
- FY22 Construction of the South area ADA parking and pathway areas
- FY23- Emergency replacement of the West area sports field lighting systems to LED.
- FY29-Construction of the West area ball field renovation project.
- FY30-Construction of the multi-purpose field, lighting and parking lot renovation project.

Operating Budget Impact

At this time, the operating impact cannot be determined until we get closer to construction.

FY2022 Bonds - Annual Debt Service Payment	0
FY2022 Bonds - 20-Year Total Debt Service Payment	0
Total Project Bonds - Annual Debt Service Payment	458,129
Total Project Bonds - 20-Year Total Debt Service Payment	9,162,571



Explanation of Changes

FY21-Eliminated \$300,00 in Bonds from FY26 and request \$300,000 in Transfer Tax for the redesign the Centennial Park West area ball fields, drainage, multi-purpose field, lighting systems and parking lot renovations due to public safety. FY22-Reduction of \$1,700,000 in Transfer Tax. Requesting \$500,000 in Grants for a State Bond Bill for the Centennial ADA parking lot & pathway project and \$500,000 in T-Tax for the match.

Fiscal 2022 Capital Budget

RECREATION AND PARKS

Project: N3962-FY2008 CENTENNIAL PARK IMPROVEMENTS

(In Thousands)	Five Year Capital Program										Master Plan			
	Prior Appr.	FY2022 Budget	Appr. Total	Fiscal 2023	Fiscal 2024	Fiscal 2025	Fiscal 2026	Fiscal 2027	Sub Total	Fiscal 2028	Fiscal 2029	Fiscal 2030	Fiscal 2031	Total Project
PLANS & ENGINEERING	464	0	464	0	0	0	0	300	300	0	0	0	0	764
CONSTRUCTION	715	1,000	1,715	1,400	0	0	0	0	1,400	0	3,000	3,000	0	9,115
EQUIPMENT & FURNISHINGS	0	0	0	0	0	0	0	0	0	0	0	0	0	0
Total Expenditures	1,179	1,000	2,179	1,400	0	0	0	300	1,700	0	3,000	3,000	0	9,879
BONDS	0	0	0	0	0	0	0	0	0	0	3,000	3,000	0	6,000
GRANTS	215	500	715	0	0	0	0	0	0	0	0	0	0	715
TRANSFER TAX	964	500	1,464	1,400	0	0	0	300	1,700	0	0	0	0	3,164
Total Funding	1,179	1,000	2,179	1,400	0	0	0	300	1,700	0	3,000	3,000	0	9,879

\$876,056 spent and encumbered through February 2021

\$876,056 spent and encumbered through February 2020

Project Status FY21- Design renovations to Centennial West sports field areas. FY22- Construction of the South area ADA parking lot and pathways.

FY 2021 Budget	1,179	4,000	5,179	0	0	0	0	300	300	0	0	0		5,479
Difference 2021 / 2022	0	(3,000)	(3,000)	1,400	0	0	0	0	1,400	0	3,000	3,000	0	4,400

FY22-Reduction of \$1,700,000 in Transfer Tax. Requesting \$500,000 in Grants for a State Bond Bill for the Centennial ADA parking lot & pathway project and \$500,00 in T-Tax for the match. FY23- Request \$1,400,000 in T-Tax for the emergency replacement of the West area sports lighting systems. FY29- Request \$3,000,000 in GO Bonds for construction of Centennial Park West area ball field & drainage project. FY30-Requesting an increase of \$3,000,000 in GO Bonds for the construction of the West area multi-purpose field, drainage, lighting and parking lot renovation project.

Project: N3963-FY2009 PATHWAY and TRAIL REHAB and EXPANSION

Description

A project to rehabilitate and expand the existing pathway and trail systems which currently extends from Savage Park through Columbia to Dorsey's Search and throughout the County. Project includes an evaluation and possible improvements to the MD29 Pedestrian Bridge and its approaches.

Justification

This project is identified in the 2005, 2012 & 2017 Land Preservation, Parks and Recreation Plans and is endorsed by the Recreation and Parks Advisory Board and the Oakland Mills Master Plan Committee. Increases in funding have been requested for FY21-FY30 for trail improvements and four bridge installations at David Force Park, Lake Elkhorn pathway improvements. Through public comment, a volunteer work force has been developed to assist with the trail enhancements to David Force Park. Additional open space pathways and trails throughout the park system will also be renovated.

Remarks

1. Prior year funds addressed the evaluation and design of a pathway system from Savage Park to High Ridge Park and along the Little Patuxent River from Dorsey Search to Patapsco State Park. This project is meant to encompass three Counties. GRANT represents funding from the TEA-21. Conduct a centerline survey of the existing Spinal Pathway System, perform a condition assessment.
2. Funds addressed a \$1,092,000 Transportation Alternatives Program Grant and a match of \$278,000.
3. FY22-Requesting an increase in Grants of \$825,000 for a Transportation Alternatives Program Grant for additional Patuxent Branch Trail construction funding. Requesting \$675,000 in T-Tax for the grant match.

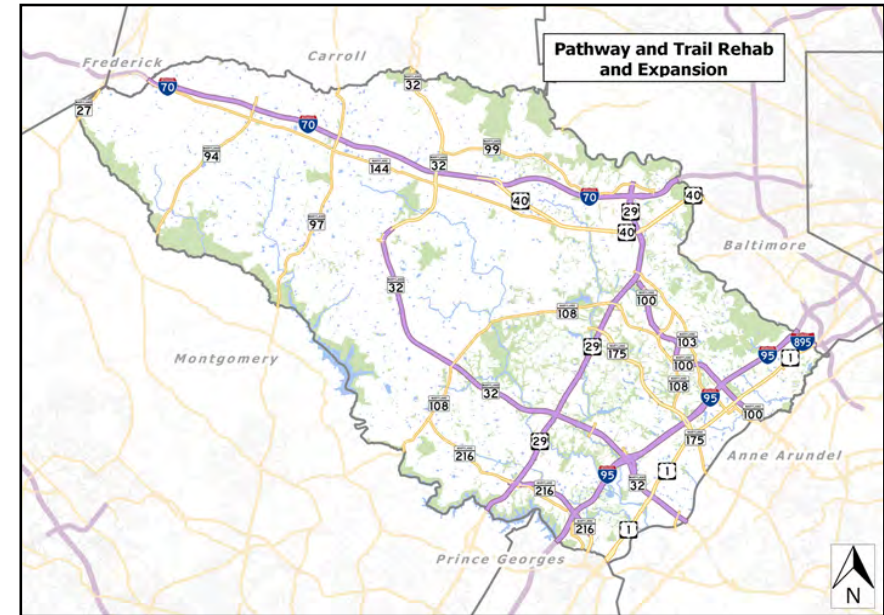
Project Schedule

FY21-Continue with planning, engineering and construction. Savage Mill Trail improvements
 FY22-David Force Park trail improvements continue along with the installation of two bridges and continued improvements to the Savage Mill Trail. Sewell's Orchard pathway resurfacing has been swapped with Lake Elkhorn due to a priority change.
 FY24-FY30-Continued spinal path & trail improvements.

Operating Budget Impact

Future rehabilitation of the existing pathway and trails will increase ongoing maintenance efforts by \$1.20 per LF of pathway or trail.

FY2022 Bonds - Annual Debt Service Payment	0
FY2022 Bonds - 20-Year Total Debt Service Payment	0
Total Project Bonds - Annual Debt Service Payment	36,498
Total Project Bonds - 20-Year Total Debt Service Payment	729,951



Explanation of Changes

FY22-Requesting an increase in Grants of \$825,000 for a Transportation Alternatives Program Grant for additional Patuxent Branch Trail construction funding. Requesting \$675,000 in T-Tax for the grant match.

Fiscal 2022 Capital Budget

RECREATION AND PARKS

Project: N3963-FY2009 PATHWAY and TRAIL REHAB and EXPANSION

(In Thousands)	Five Year Capital Program									Master Plan				
	Prior Appr.	FY2022 Budget	Appr. Total	Fiscal 2023	Fiscal 2024	Fiscal 2025	Fiscal 2026	Fiscal 2027	Sub Total	Fiscal 2028	Fiscal 2029	Fiscal 2030	Fiscal 2031	Total Project
PLANS & ENGINEERING	550	0	550	0	0	0	0	0	0	0	0	0	0	550
CONSTRUCTION	2,605	1,900	4,505	300	400	250	250	250	1,450	250	250	250	0	6,705
Total Expenditures	3,155	1,900	5,055	300	400	250	250	250	1,450	250	250	250	0	7,255
BONDS	478	0	478	0	0	0	0	0	0	0	0	0	0	478
GRANTS	1,092	825	1,917	0	0	0	0	0	0	0	0	0	0	1,917
PAY AS YOU GO	200	0	200	0	0	0	0	0	0	0	0	0	0	200
TRANSFER TAX	1,385	1,075	2,460	300	400	250	250	250	1,450	250	250	250	0	4,660
Total Funding	3,155	1,900	5,055	300	400	250	250	250	1,450	250	250	250	0	7,255

\$1,103,720 spent and encumbered through February 2021

\$919,110 spent and encumbered through February 2020

Project Status FY21-Begin construction of the Haviland Mill trail along with widening and resurfacing of the North section of Lake Elkhorn pathway. Begin improvements to David Force Park trails, along with the installation of two bridges.

FY22-Install two additional bridges at David Force Park along with continued trail improvements. Resurface Sewell's Orchard pathways.

FY 2021 Budget	3,155	400	3,555	300	400	250	250	250	1,450	250	250	250		5,755
Difference 2021 / 2022	0	1,500	1,500	0	0	0	0	0	0	0	0	0	0	1,500

FY22-Requesting an increase in Grants of \$825,000 for a Transportation Alternatives Program Grant for additional Patuxent Branch Trail construction funding. Requesting \$675,000 in T-Tax for the grant match.

Fiscal 2022 Capital Budget

RECREATION AND PARKS

Project: N3967-FY2007 SOUTH BRANCH PARK

Description

A project to design and construct a seven-acre park located at Old West Friendship Road and the Patapsco River just south of Sykesville. Improvements include utility connections, building renovations, court games, playground, pathways, and parking.

Justification

This project is identified in the 2005, 2012 and 2017 Land Preservation, Parks and Recreation Plans and is endorsed by the Recreation and Parks Advisory Board.

Remarks

1. Prior year funds addressed the Town of Sykesville continued design and construction under lease agreement.
2. FY17-Addressed parking lot construction funds. Funds also addressed a \$100,000 State Bond Bill.
3. FY18-Addressed an \$8,000 reimbursement from the Town of Sykesville.
4. FY22-Address a \$50,000 reimbursement from the Town of Sykesville.

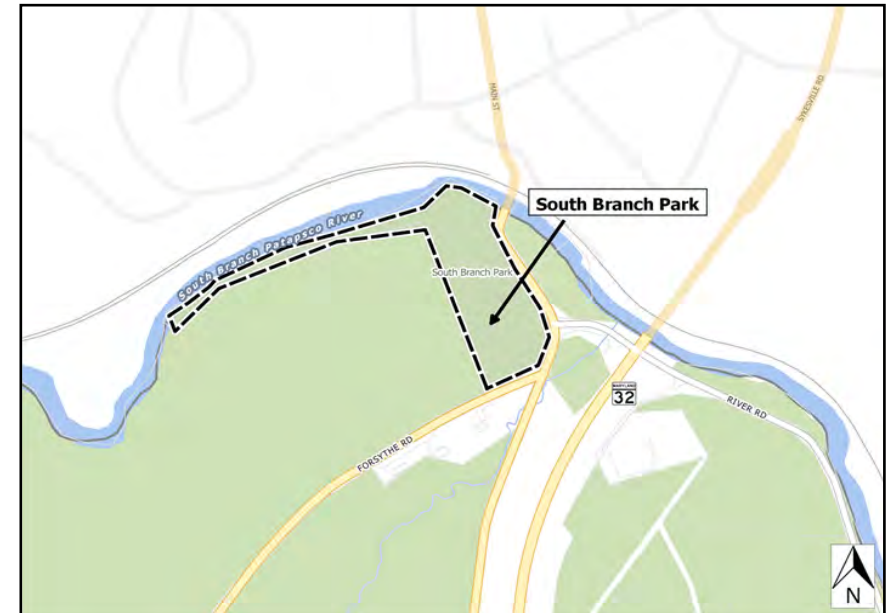
Project Schedule

- FY20-Began parking lot construction.
- FY21-Parking lot completion November 2020.

Operating Budget Impact

The estimated annual operating cost will be paid by the Town of Sykesville.

FY2022 Bonds - Annual Debt Service Payment	0
FY2022 Bonds - 20-Year Total Debt Service Payment	0
Total Project Bonds - Annual Debt Service Payment	61,084
Total Project Bonds - 20-Year Total Debt Service Payment	1,221,676



Fiscal 2022 Capital Budget

RECREATION AND PARKS

Project: N3967-FY2007 SOUTH BRANCH PARK

(In Thousands)	Five Year Capital Program										Master Plan			
	Prior Appr.	FY2022 Budget	Appr. Total	Fiscal 2023	Fiscal 2024	Fiscal 2025	Fiscal 2026	Fiscal 2027	Sub Total	Fiscal 2028	Fiscal 2029	Fiscal 2030	Fiscal 2031	Total Project
PLANS & ENGINEERING	450	0	450	0	0	0	0	0	0	0	0	0	0	450
CONSTRUCTION	1,018	50	1,068	0	0	0	0	0	0	0	0	0	0	1,068
Total Expenditures	1,468	50	1,518	0	0	0	0	0	0	0	0	0	0	1,518
BONDS	800	0	800	0	0	0	0	0	0	0	0	0	0	800
GRANTS	100	0	100	0	0	0	0	0	0	0	0	0	0	100
OTHER SOURCES	8	50	58	0	0	0	0	0	0	0	0	0	0	58
PAY AS YOU GO	10	0	10	0	0	0	0	0	0	0	0	0	0	10
TRANSFER TAX	550	0	550	0	0	0	0	0	0	0	0	0	0	550
Total Funding	1,468	50	1,518	0	0	0	0	0	0	0	0	0	0	1,518

\$1,267,985 spent and encumbered through February 2021

\$904,786 spent and encumbered through February 2020

Project Status FY15-Playground and pavilion were constructed.

FY16-Skate park was constructed.

FY17-Parking lot designed.

FY20-Began parking lot construction.

FY21-Completed the parking lot November 2020.

FY 2021 Budget	1,468	0	1,468	0	0	0	0	0	0	0	0	0		1,468
Difference 2021 / 2022	0	50	50	0	0	0	0	0	0	0	0	0	0	50

Project: N3971-FY2009 FOREST CONSERVATION MITIGATION EASEMENT PGM

Description

A project to conserve or create forested areas within the County through the use of developer fees in accordance with local and State forest mitigation requirements. This project will fund the acquisition of non-County owned property to create forest conservation mitigation easements and to undertake planting on the sites acquired utilizing fees paid in lieu of mitigation on individual development sites. This project will also hire a contractual employee to manage the program.

Justification

Forest areas are critical for air quality, water quality, erosion control and wildlife habitat. This program addresses the goals and objectives of the Howard County Forest Conservation Act of 1993.

Remarks

1. Prior year funds addressed developer fees collected by the Department of Planning and Zoning utilizing fees paid in lieu of mitigation on individual development sites in accordance with the Howard County Forest Conservation Act of 1993. Funding also consists of the Department of Public Works fee requirements for forest conservation.
2. FY15-Request addressed additional funds collected by the Department of Planning and Zoning utilizing fees paid in lieu of mitigation on individual development sites in accordance with the Howard County Forest Conservation Act of 1993.
3. FY20-Reduced OTHER SOURCES by \$600,000 for the adjustment of forest conservation mitigations funds not received.

Project Schedule

- FY19-Continue land acquisition and planting.
- FY22-Continue planting.

Operating Budget Impact

No Operating Impact

FY2022 Bonds - Annual Debt Service Payment	0
FY2022 Bonds - 20-Year Total Debt Service Payment	0
Total Project Bonds - Annual Debt Service Payment	0
Total Project Bonds - 20-Year Total Debt Service Payment	0



Fiscal 2022 Capital Budget

RECREATION AND PARKS

Project: N3971-FY2009 FOREST CONSERVATION MITIGATION EASEMENT PGM

(In Thousands)	Five Year Capital Program										Master Plan			
	Prior Appr.	FY2022 Budget	Appr. Total	Fiscal 2023	Fiscal 2024	Fiscal 2025	Fiscal 2026	Fiscal 2027	Sub Total	Fiscal 2028	Fiscal 2029	Fiscal 2030	Fiscal 2031	Total Project
PLANS & ENGINEERING	450	0	450	0	0	0	0	0	0	0	0	0	0	450
LAND ACQUISITION	700	0	700	0	0	0	0	0	0	0	0	0	0	700
CONSTRUCTION	1,350	0	1,350	0	0	0	0	0	0	0	0	0	0	1,350
Total Expenditures	2,500	0	2,500	0	0	0	0	0	0	0	0	0	0	2,500
OTHER SOURCES	2,500	0	2,500	0	0	0	0	0	0	0	0	0	0	2,500
Total Funding	2,500	0	2,500	0	0	0	0	0	0	0	0	0	0	2,500

\$2,029,932 spent and encumbered through February 2021

\$2,029,932 spent and encumbered through February 2020

Project Status FY20-Planted and managed 18 acres of Forest Conservation areas on parkland.

FY21-Planted and managed 15 acres of Forest Conservation areas on parkland.

FY 2021 Budget	2,500	0	2,500	0	0	0	0	0	0	0	0	0		2,500
Difference 2021 / 2022	0	0	0	0	0	0	0	0	0	0	0	0	0	0

Project: N3972-FY2011 DEFAULTED FOREST CONSERVATION and LANDSCAPING

Description

A project to provide for planting of shrubs and trees, as necessary, in a subdivision or site where a developer failed to install the forest conservation improvements and landscape improvements in accordance with the approved forest conservation plan, landscape plan and developer agreement.

Justification

Upon developer's failure to complete construction, the surety of the developer is declared to be in default and the proceeds from the surety are placed in this account and used to finance construction.

Remarks

Developer funds indicate proceeds from the developer's defaulted surety.

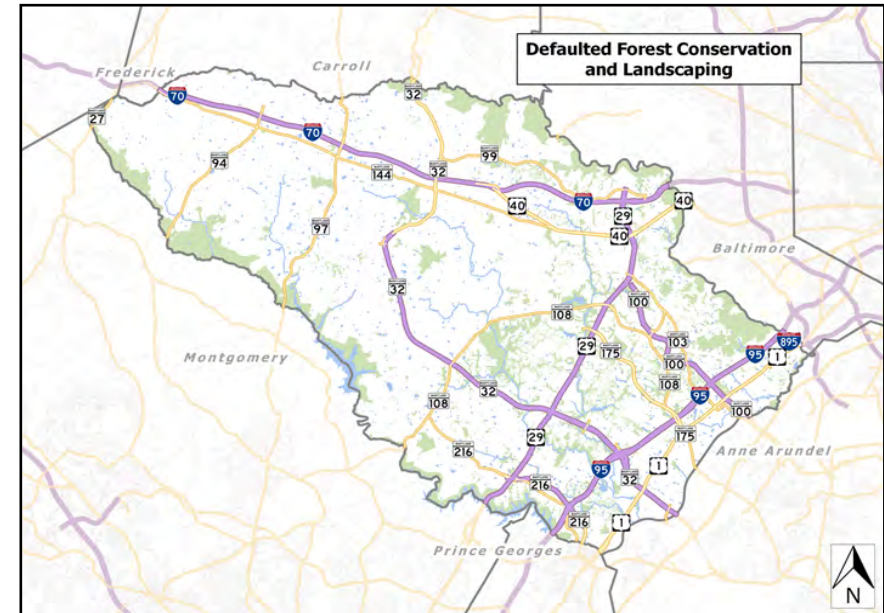
Project Schedule

Program-Defaulted projects as they occur.
 FY22-Managed defaulted projects as they occur.

Operating Budget Impact

No Operating Impact

FY2022 Bonds - Annual Debt Service Payment	0
FY2022 Bonds - 20-Year Total Debt Service Payment	0
Total Project Bonds - Annual Debt Service Payment	0
Total Project Bonds - 20-Year Total Debt Service Payment	0



Fiscal 2022 Capital Budget

RECREATION AND PARKS

Project: N3972-FY2011 DEFAULTED FOREST CONSERVATION and LANDSCAPING

(In Thousands)	Five Year Capital Program										Master Plan			
	Prior Appr.	FY2022 Budget	Appr. Total	Fiscal 2023	Fiscal 2024	Fiscal 2025	Fiscal 2026	Fiscal 2027	Sub Total	Fiscal 2028	Fiscal 2029	Fiscal 2030	Fiscal 2031	Total Project
CONSTRUCTION	925	0	925	0	0	0	0	0	0	0	0	0	0	925
Total Expenditures	925	0	925	0	0	0	0	0	0	0	0	0	0	925
DEVELOPER CONTRIBUTION	925	0	925	0	0	0	0	0	0	0	0	0	0	925
Total Funding	925	0	925	0	0	0	0	0	0	0	0	0	0	925

\$768,306 spent and encumbered through February 2021

\$754,806 spent and encumbered through February 2020

Project Status Defaulted properties: Goshen Estates and Preserve at Clarksville.

FY20-There were no defaulted projects.

FY22-Manage defaulted projects as they occur.

FY 2021 Budget	925	0	925	0	0	0	0	0	0	0	0	0		925
Difference 2021 / 2022	0	0	0	0	0	0	0	0	0	0	0	0	0	0

Project: N3973-FY2014 EAST COLUMBIA LIBRARY ATHLETIC FIELD and SITE IMPROVEMENTS

Description

A project to upgrade the athletic fields at East Columbia Library, located off of Cradlerock Way in Columbia. Upgrades will include no spill and glare ballfield lighting and synthetic turf fields.

Justification

This project is identified in the 2012 and 2017 Land Preservation, Parks and Recreation Plans and is endorsed by the Recreation and Parks Advisory Board. This project will provide a safer playing surface and improve site utilization.

Remarks

1. Prior fund request addressed funds to start the design process to renovate the existing fields to add synthetic turf.
2. FY18- Request addressed construction management fees for construction.
3. FY19-Prior appropriation reflects a TAO-FY19 reduction of \$3,700,000.
4. FY20- No funds requested.
5. FY21- Eliminated the request for \$4,000,000 in Bonds for FY23 and pushed out the project to FY27 in Transfer Tax.
6. FY22- Request the \$4,000,000 be moved from T-Tax to GO Bonds and pushed out to FY28.

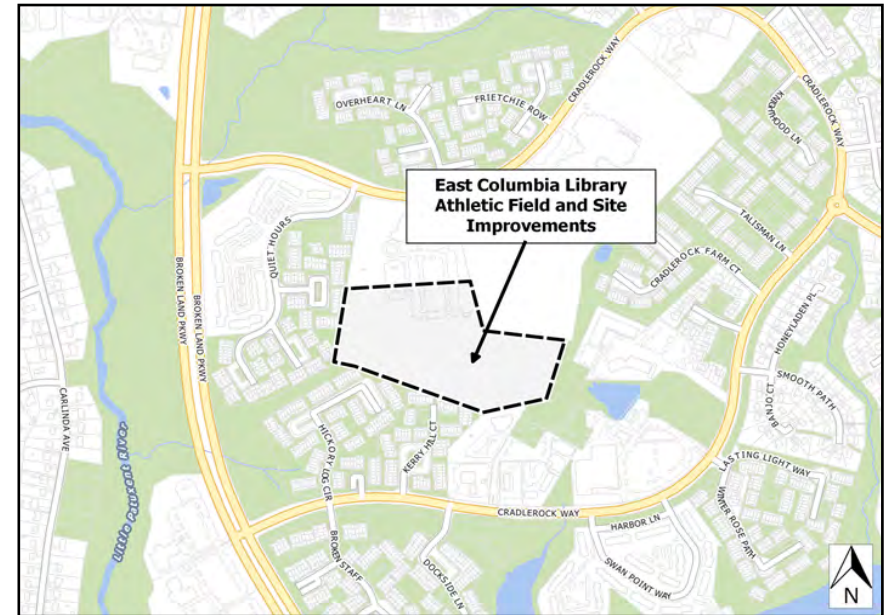
Project Schedule

FY22-Project has been moved out to FY28 due to Capital funding constraints. DRP is working with Howard Hughes to finalize the transfer of property.

Operating Budget Impact

The operational cost after construction for this project is estimated to be \$75,000 a year.

FY2022 Bonds - Annual Debt Service Payment	0
FY2022 Bonds - 20-Year Total Debt Service Payment	0
Total Project Bonds - Annual Debt Service Payment	320,690
Total Project Bonds - 20-Year Total Debt Service Payment	6,413,800



Explanation of Changes

FY22-Request \$4,000,000 be moved from Transfer Tax to GO Bonds and pushed out to FY28.

Fiscal 2022 Capital Budget

RECREATION AND PARKS

Project: N3973-FY2014 EAST COLUMBIA LIBRARY ATHLETIC FIELD and SITE IMPROVEMENTS

(In Thousands)	Five Year Capital Program										Master Plan			
	Prior Appr.	FY2022 Budget	Appr. Total	Fiscal 2023	Fiscal 2024	Fiscal 2025	Fiscal 2026	Fiscal 2027	Sub Total	Fiscal 2028	Fiscal 2029	Fiscal 2030	Fiscal 2031	Total Project
PLANS & ENGINEERING	200	0	200	0	0	0	0	0	0	0	0	0	0	200
CONSTRUCTION	0	0	0	0	0	0	0	0	0	4,000	0	0	0	4,000
Total Expenditures	200	0	200	0	0	0	0	0	0	4,000	0	0	0	4,200
BONDS	200	0	200	0	0	0	0	0	0	4,000	0	0	0	4,200
Total Funding	200	0	200	0	0	0	0	0	0	4,000	0	0	0	4,200

\$170,769 spent and encumbered through February 2021

\$170,769 spent and encumbered through February 2020

Project Status FY22-Project has been moved out to FY28 due to Capital funding constraints.

FY 2021 Budget	200	0	200	0	0	0	0	4,000	4,000	0	0	0		4,200
Difference 2021 / 2022	0	0	0	0	0	0	0	(4,000)	(4,000)	4,000	0	0	0	0

FY22-Request \$4,000,000 be moved from Transfer Tax to GO Bonds and pushed out to FY28.

Project: N3976-FY2025 SOUTH FULTON PARK

Description

A project to master plan, design and construct an 84-acre community park located off of MD29 and Murphy Road, north of the Patuxent River. Facilities will be determined by a citizen's advisory committee and a master plan effort.

Justification

This project is identified in the 2012 and 2017 Land Preservation, Parks and Recreation Plans and is endorsed by the Recreation and Parks Advisory Board.

Remarks

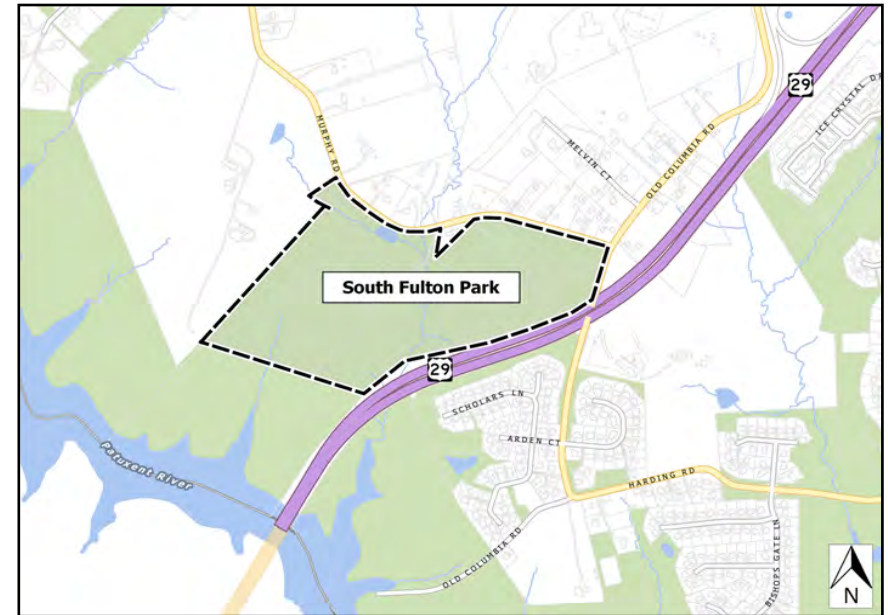
Project design has been moved out from FY25 & FY26 to FY27 & FY28 due to Capital funding constraints.

Project Schedule

Operating Budget Impact

At this time the operating impact cannot be determined until we get closer to construction.

FY2022 Bonds - Annual Debt Service Payment	0
FY2022 Bonds - 20-Year Total Debt Service Payment	0
Total Project Bonds - Annual Debt Service Payment	0
Total Project Bonds - 20-Year Total Debt Service Payment	0



Explanation of Changes

A project to master plan, design and construct an 84-acre community park located off of MD29 and Murphy Road, north of the Patuxent River. Facilities will be determined by a citizen's advisory committee and a master plan effort.

Fiscal 2022 Capital Budget

RECREATION AND PARKS

Project: N3976-FY2025 SOUTH FULTON PARK

(In Thousands)	Five Year Capital Program									Master Plan				Total Project
	Prior Appr.	FY2022 Budget	Appr. Total	Fiscal 2023	Fiscal 2024	Fiscal 2025	Fiscal 2026	Fiscal 2027	Sub Total	Fiscal 2028	Fiscal 2029	Fiscal 2030	Fiscal 2031	
PLANS & ENGINEERING	0	0	0	0	0	0	0	200	200	500	0	0	0	700
Total Expenditures	0	0	0	0	0	0	0	200	200	500	0	0	0	700
TRANSFER TAX	0	0	0	0	0	0	0	200	200	500	0	0	0	700
Total Funding	0	0	0	0	0	0	0	200	200	500	0	0	0	700

\$0 spent and encumbered through February 2021

\$0 spent and encumbered through February 2020

Project Status Project design has been moved out from FY25 & FY26 to FY27 & FY28 due to Capital funding constraints.

FY 2021 Budget	0	0	0	0	0	0	0	200	200	500	0	0		700
Difference 2021 / 2022	0	0	0	0	0	0	0	0	0	0	0	0	0	0

Project: N3977-FY2019 KIWANIS PARK EXTENSION

Description

A project to master plan, design and construct an additional 30-acre site adjacent to the existing Kiwanis Park and to improve the existing park site.

Justification

This project is identified in the 2012 and 2017 Land Preservation, Parks and Recreation Plans and is endorsed by the Recreation and Parks Advisory Board.

Remarks

Project has been moved out to FY27 & FY28 due to Capital funding constraints.

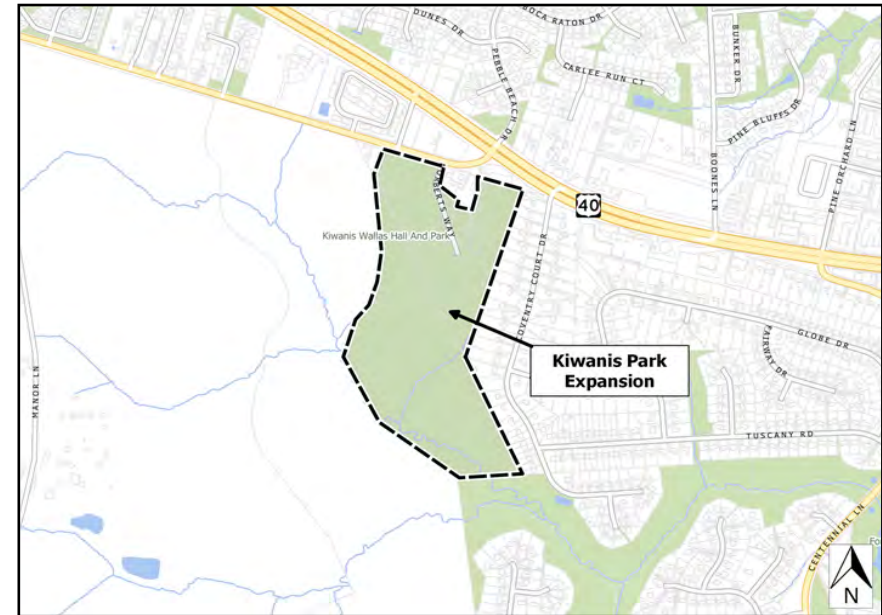
Project Schedule

- FY21- Replacement of field #6 lighting.
- FY22- Replacement of field #12 lighting.
- FY27- Design for additional fields.
- FY28- Construction of additional fields.

Operating Budget Impact

At this time the operating impact cannot be determined until we get closer to construction.

FY2022 Bonds - Annual Debt Service Payment	0
FY2022 Bonds - 20-Year Total Debt Service Payment	0
Total Project Bonds - Annual Debt Service Payment	13,744
Total Project Bonds - 20-Year Total Debt Service Payment	274,877



Fiscal 2022 Capital Budget

RECREATION AND PARKS

Project: N3977-FY2019 KIWANIS PARK EXTENSION

(In Thousands)	Five Year Capital Program										Master Plan			
	Prior Appr.	FY2022 Budget	Appr. Total	Fiscal 2023	Fiscal 2024	Fiscal 2025	Fiscal 2026	Fiscal 2027	Sub Total	Fiscal 2028	Fiscal 2029	Fiscal 2030	Fiscal 2031	Total Project
PLANS & ENGINEERING	0	0	0	0	0	0	0	200	200	0	0	0	0	200
CONSTRUCTION	570	0	570	0	0	0	0	0	0	500	0	0	0	1,070
Total Expenditures	570	0	570	0	0	0	0	200	200	500	0	0	0	1,270
BONDS	180	0	180	0	0	0	0	0	0	0	0	0	0	180
OTHER SOURCES	235	0	235	0	0	0	0	0	0	0	0	0	0	235
TRANSFER TAX	155	0	155	0	0	0	0	200	200	500	0	0	0	855
Total Funding	570	0	570	0	0	0	0	200	200	500	0	0	0	1,270

\$275,070 spent and encumbered through February 2021

\$0 spent and encumbered through February 2020

Project Status FY21-Replacement of field #6 lighting.

FY22-Replacement of field #12 lighting.

FY27-Design for additional fields.

FY28-Construction of additional fields.

FY 2021 Budget	570	0	570	0	0	0	0	200	200	500	0	0		1,270
Difference 2021 / 2022	0	0	0	0	0	0	0	0	0	0	0	0	0	0

Project: N3978-FY2018 PARKLAND ACQUISITION PROGRAM

Description

This project establishes a fund for Countywide parkland acquisition and related expenses. This project allows the County to move quickly to acquire land which becomes available and satisfies one or more of the following objectives: addresses State and County Greenway objectives, protects sensitive natural resources threatened by development, acquire additional land adjacent to existing parks, and or satisfies park and open space needs as identified in the Departments 2017 Land Preservation, Parks and Recreation Plan (LPPRP).

Justification

This project is identified in the 2005, 2012 and 2017 Land Preservation, Park and Recreation Plans and is endorsed by the Recreation and Parks Advisory Board.

Remarks

1. Prior Year-Acquired additional park land and County and State greenway property in accordance with our Land Preservation, Parks and Recreation Plan (LPPRP). Provide Program Open Space (POS) Acquisition funding for POS approved projects.
2. FY18-\$80,000 requested POS funds for future LPPRP; land acquisition and addresses funds for appraisals and environmental studies.
3. FY19-Request addressed \$50,000 for acquisition incidentals such as appraisals and environmental studies. \$1,394,569 for FY19 POS acquisition funds received. \$2,010,000 in POS and \$750,000 in OTHER SOURCES (Open Space Fee-in-Lieu) funding prior to FY19, that was transferred from the old Parkland Acquisition Program Capital Project N3103.
4. FY20-\$319,000 reduced from OTHER SOURCES and added to N3103 for final adjustment to allow for closure of N3103. \$1,717,000 added for State POS funding.
5. FY21-Planned on receiving \$1,876,000 in POS Grants and applied a \$900,000 reduction in POS Grant adjustment from FY20.
6. FY22-Reduction in Grants from \$1,800,000 to \$1,300,000 and a further reduction by an additional \$304,299.50 to \$995,700.50 to adjust for POS grant funds not received in FY21.
7. FY23, FY24, FY25, FY27-Reduction of \$2,000,000 in Grants from \$1,800,000 to \$1,300,000 each year, due to a decrease in POS funding.
8. FY26-Request the addition of \$1,300,000 in Grant funds.

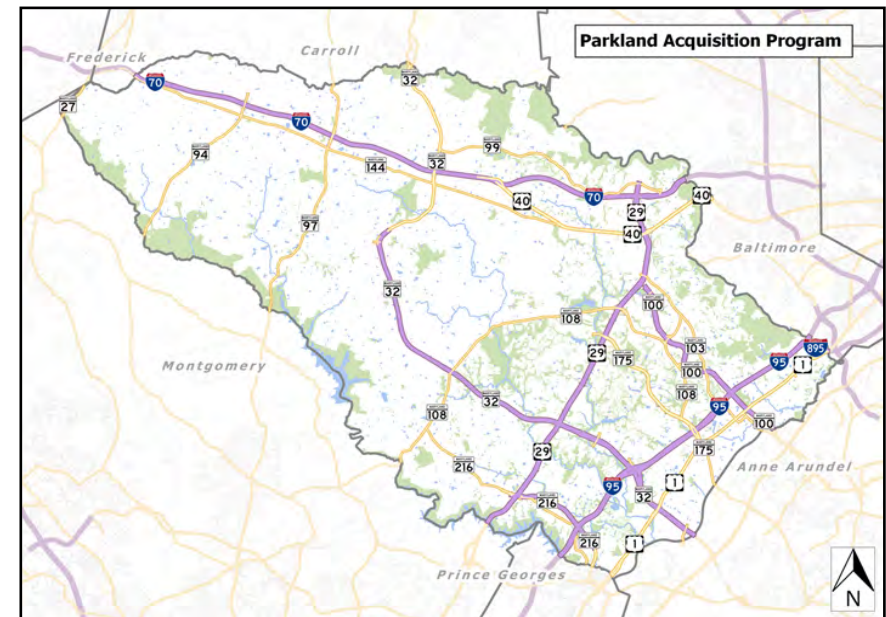
Project Schedule

FY22-FY30-Land Acquisition and Development Continues.

Operating Budget Impact

Operating costs of woodland and natural areas are absorbed within current operational budgets. Developed park areas are maintained at an average cost of \$3,900 per acre per year.

FY2022 Bonds - Annual Debt Service Payment	0
FY2022 Bonds - 20-Year Total Debt Service Payment	0
Total Project Bonds - Annual Debt Service Payment	0
Total Project Bonds - 20-Year Total Debt Service Payment	0



Explanation of Changes

FY21-Planned on receiving \$1,876,000 in POS Grants and applied a \$900,000 reduction in POS Grant adjustment from FY20. FY22-Reduction in Grants from \$1,800,000 to \$1,300,000, and a further reduction by an additional \$304,299.50 to \$995,700.50 to adjust for POS grant funds not received in FY21. FY23, FY24, FY25, FY27- reduction of \$2,000,000 in Grants from \$1,800,000 to \$1,300,000 each year, due to a decrease in POS funding. FY26-Request the addition of \$1,300,000 in Grant funds.

Fiscal 2022 Capital Budget

RECREATION AND PARKS

Project: N3978-FY2018 PARKLAND ACQUISITION PROGRAM

(In Thousands)	Five Year Capital Program									Master Plan				
	Prior Appr.	FY2022 Budget	Appr. Total	Fiscal 2023	Fiscal 2024	Fiscal 2025	Fiscal 2026	Fiscal 2027	Sub Total	Fiscal 2028	Fiscal 2029	Fiscal 2030	Fiscal 2031	Total Project
PLANS & ENGINEERING	150	50	200	50	50	50	50	50	250	50	50	50	50	650
LAND ACQUISITION	7,084	945	8,029	1,250	1,250	1,250	1,250	1,250	6,250	1,250	1,250	1,250	1,250	19,279
Total Expenditures	7,234	995	8,229	1,300	1,300	1,300	1,300	1,300	6,500	1,300	1,300	1,300	1,300	19,929
GRANTS	6,553	995	7,548	1,300	1,300	1,300	1,300	1,300	6,500	1,300	1,300	1,300	1,300	19,248
OTHER SOURCES	531	0	531	0	0	0	0	0	0	0	0	0	0	531
TRANSFER TAX	150	0	150	0	0	0	0	0	0	0	0	0	0	150
Total Funding	7,234	995	8,229	1,300	1,300	1,300	1,300	1,300	6,500	1,300	1,300	1,300	1,300	19,929

\$2,905,224 spent and encumbered through February 2021

\$127,517 spent and encumbered through February 2020

Project Status Purchased Coles property and Savage Remainder property. Annual LPPRP planning grants of \$25,000 to continue.

FY 2021 Budget	7,234	1,800	9,034	1,800	1,800	1,800	0	1,800	7,200	1,800	1,800	1,800		21,634
Difference 2021 / 2022	0	(805)	(805)	(500)	(500)	(500)	1,300	(500)	(700)	(500)	-500	-500	1,300	(1,705)

FY21-Planned on Receiving \$1,876,000 in POS Grants and applied a \$900,000 reduction in POS Grant adjustment from FY20. FY22- Reduction in Grants from \$1,800,000.00 to \$1,300,000.00, and a further reduction by an additional \$304,299.50 to \$995,700.50 to adjust for POS grant funds not received in FY21. FY23, FY24, FY25, FY27- reduction of \$2,000,000 in Grants from \$1,800,000.00 to \$1,300,000.00 each year, due to a decrease in POS funding. FY26-Request the addition of \$1,300,000.00 in Grant funds.

Howard County, MD
FY 2022 Executive Proposed Capital Budget
POLICE PROJECTS

Project Information	Funding Source	Prior Approp.	FY 2022	Total	FY 2023	FY 2024	FY 2025	FY 2026	FY 2027	Total
P4928-FY2015 POLICE STATION & MODERNIZATION OF FACILITIES	B	5,015	0	5,015	0	0	0	0	0	5,015
Police department building upgrades and renovations, including partial renovation of Northern District and Grempler Building and others as necessary.	Total	5,015	0	5,015	0	0	0	0	0	5,015
POLICE PROJECTS Total		5,015	0	5,015	0	0	0	0	0	5,015

Howard County, MD
FY 2022 Executive Proposed Capital Budget (\$000)
POLICE PROJECTS

	Revenue Source	Prior Total	Current FY	Appropriation Total
B	BONDS	5,015	0	5,015
Total		5,015	0	5,015

Howard County, MD
FY 2022 Executive Proposed 5 Year Capital Budget Project Type Summary
POLICE PROJECTS

Revenue Source		Prior Approp	Current FY	2023	2024	2025	2026	2027	Total
B	BONDS	5,015	0	0	0	0	0	0	5,015
Total		5,015	0	0	0	0	0	0	5,015

Project: P4928-FY2015 POLICE STATION & MODERNIZATION OF FACILITIES

Description

Police department building upgrades and renovations, including partial renovation of Northern District and Grempler Building and others as necessary.

Justification

Due to County growth the Police Department has grown by over 50% sworn staffing. Due to budget constraints a third police station has been postponed and immediate space needs are being accommodated with lease space for the administrative staff. This project is to renovate and repurpose existing space that will be vacated, providing much needed consolidation and improved space utilization and work conditions.

Remarks

1. A Facilities Master Plan has been completed for the 20-year need of the Howard County Police Department. The Master Plan includes a new Central District Police Station, Property Management Building, Community Outreach Facility and renovations of North and South District existing facilities.
2. FY19 - Project title changed to further define by adding Modernization of Facilities.
3. FY20 - design to re-purpose existing space that will be vacated. New third Police station project has been postponed. Police Administration to move to lease space.
4. FY21 - Project title change removing New|Third to reflect current program.

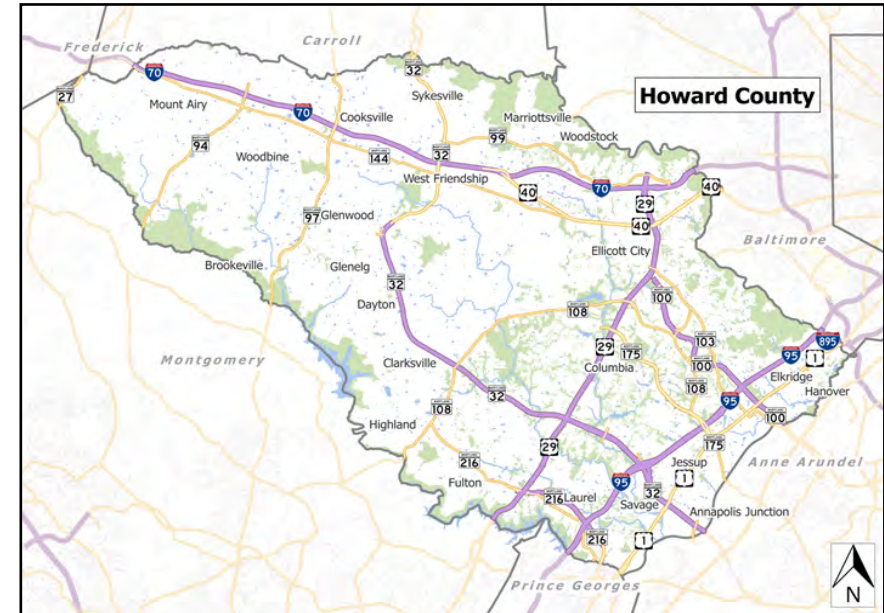
Project Schedule

FY22 - Completion and close out of renovation projects in Northern and Southern Districts.

Operating Budget Impact

No Operating Impact

FY2022 Bonds - Annual Debt Service Payment	0
FY2022 Bonds - 20-Year Total Debt Service Payment	0
Total Project Bonds - Annual Debt Service Payment	382,919
Total Project Bonds - 20-Year Total Debt Service Payment	7,658,382



Fiscal 2022 Capital Budget

POLICE PROJECTS

Project: P4928-FY2015 POLICE STATION & MODERNIZATION OF FACILITIES

(In Thousands)	Five Year Capital Program										Master Plan			
	Prior Appr.	FY2022 Budget	Appr. Total	Fiscal 2023	Fiscal 2024	Fiscal 2025	Fiscal 2026	Fiscal 2027	Sub Total	Fiscal 2028	Fiscal 2029	Fiscal 2030	Fiscal 2031	Total Project
PLANS & ENGINEERING	3,800	0	3,800	0	0	0	0	0	0	0	0	0	0	3,800
LAND ACQUISITION	0	0	0	0	0	0	0	0	0	0	0	0	0	0
CONSTRUCTION	1,050	0	1,050	0	0	0	0	0	0	0	0	0	0	1,050
ADMINISTRATION	15	0	15	0	0	0	0	0	0	0	0	0	0	15
EQUIPMENT & FURNISHINGS	150	0	150	0	0	0	0	0	0	0	0	0	0	150
Total Expenditures	5,015	0	5,015	0	0	0	0	0	0	0	0	0	0	5,015
BONDS	5,015	0	5,015	0	0	0	0	0	0	0	0	0	0	5,015
Total Funding	5,015	0	5,015	0	0	0	0	0	0	0	0	0	0	5,015

\$4,646,744 spent and encumbered through February 2021

\$3,467,331 spent and encumbered through February 2020

Project Status

FY16 - MOU signed for Old Cedar Lane Elementary School site.

FY18 - Master plan complete.

FY19 - Complete site plan, SD and building concept.

FY20 - New|Third Police Station project has been postponed. Police Admin to move to leased space.

FY21 - Renovations to Northern District in space vacated by Police Admin, Southern District: renovations to create new fitness room.

FY 2021 Budget	5,015	0	5,015	0	0	0	150	0	150	0	0	0		5,165
Difference 2021 / 2022	0	0	0	0	0	0	(150)	0	(150)	0	0	0	0	(150)

Howard County, MD
FY 2022 Executive Proposed Capital Budget
SEWER PROJECTS

Project Information	Funding Source	Prior Approp.	FY 2022	Total	FY 2023	FY 2024	FY 2025	FY 2026	FY 2027	Total
S6214-SEWER CONTINGENCY FUND	C	500	0	500	0	0	0	0	0	500
The fund is designed for use as a revenue source for (1) transfers of appropriations when either construction costs are higher than originally estimated or engineering must be advanced from future years to the present fiscal year for critical sewer needs.	D	1,000	0	1,000	0	0	0	0	0	1,000
	G	10,000	0	10,000	0	0	0	0	0	10,000
	M	10,045	0	10,045	0	0	0	0	0	10,045
	O	5,000	0	5,000	0	0	0	0	0	5,000
	Total	26,545	0	26,545	0	0	0	0	0	26,545
S6232-FY2001 SEWER CORROSION CORRECTION PROGRAM	C	12,485	0	12,485	0	0	0	0	0	12,485
A project to televise sewer pipes in the County's sanitary sewer system for evidence of corrosion.	Total	12,485	0	12,485	0	0	0	0	0	12,485
S6237-FY2001 PATAPSCO CONVEY TREAT FACILITIES	C	6,750	0	6,750	0	0	0	0	0	6,750
A project for Howard County's participation in cost sharing for the capital funding of the Patapsco Treatment Plant at Wagners Point and the related Patapsco Interceptor, Pump Station, and Force Main.	I	5,499	0	5,499	0	0	0	0	0	5,499
	M	32,400	0	32,400	0	0	0	0	0	32,400
	W	351	0	351	0	0	0	0	0	351
	Total	45,000	0	45,000	0	0	0	0	0	45,000
S6249-DEFAULTED DEVELOPER AGREEMENTS	D	3,600	0	3,600	0	0	0	0	0	3,600
An appropriation is requested under this project to construct water, sewer and associated facilities where the developer has failed to build all facilities in accordance with the plans and Developer Agreement.	Total	3,600	0	3,600	0	0	0	0	0	3,600
S6264-FY2008 LPWRP CAPITAL REPAIRS	C	14,683	0	14,683	0	0	0	0	0	14,683
A project to systematically repair, replace, or upgrade existing facilities at the Little Patuxent Water Reclamation Plant (LPWRP), and existing water distribution and wastewater collection system facilities.	G	964	0	964	0	0	0	0	0	964
	M	26,855	0	26,855	0	0	0	0	0	26,855
	Total	42,502	0	42,502	0	0	0	0	0	42,502

Howard County, MD
FY 2022 Executive Proposed Capital Budget
SEWER PROJECTS

Project Information	Funding Source	Prior Approp.	FY 2022	Total	FY 2023	FY 2024	FY 2025	FY 2026	FY 2027	Total
S6268-FY2008 PIPELINE REHABILITATION PROGRAM	C	7,435	0	7,435	0	0	0	0	0	7,435
	Total	7,435	0	7,435	0	0	0	0	0	7,435
A project to protect and stabilize sewers and water mains in areas where stream and soil erosion have compromised the integrity of the system.										
S6269-FY2009 ASHLEIGH KNOLLS SHARED SEWAGE DISP FAC UPGD	B	1,074	0	1,074	0	0	0	0	0	1,074
	G	3,000	0	3,000	0	0	0	0	0	3,000
	P	162	0	162	0	0	0	0	0	162
	Total	4,236	0	4,236	0	0	0	0	0	4,236
A project to design and install a wastewater treatment system for the Ashleigh Knolls Shared Septic Facility to meet new Maryland Department of the Environment (MDE) discharge permit limits.										
S6274-FY2015 UPPER LITTLE PATUXENT PARALLEL SEWER	M	4,150	1,200	5,350	0	0	0	0	0	5,350
	Total	4,150	1,200	5,350	0	0	0	0	0	5,350
A project for the design and construction of 2,500 LF of parallel sewer including streambank protection, and water/sewer utilities stream crossing protection adjacent to the Little Patuxent Interceptor Sewer, north of MD108.										
S6275-FY2012 DANIELS AREA PUMPING STATION	M	3,020	0	3,020	0	0	0	0	0	3,020
	Total	3,020	0	3,020	0	0	0	0	0	3,020
A project for the study, design and construction of a wastewater pumping station and force main to serve the Daniels Area east of Old Frederick Road.										
S6276-FY2011 SEWER CLEANING MAPPING AND TELEVISION INSPECTION MAINTENANCE	I	8,977	0	8,977	0	0	0	0	0	8,977
	Total	8,977	0	8,977	0	0	0	0	0	8,977
Develop a Sewer Manhole and Line Segment Inspection and Cleaning Program to include all County-owned water sewer lines within the collection system.										

Howard County, MD
FY 2022 Executive Proposed Capital Budget
SEWER PROJECTS

Project Information	Funding Source	Prior Approp.	FY 2022	Total	FY 2023	FY 2024	FY 2025	FY 2026	FY 2027	Total
S6280-FY2013 HAMMOND PATUXENT INTERCEPTOR IMPROVEMENTS	M	19,490	0	19,490	5,000	3,715	0	0	0	28,205
A project for the study, design and construction of 20,000 feet of parallel sewer in the Hammond Branch and Patuxent sewer drainage areas.	Total	19,490	0	19,490	5,000	3,715	0	0	0	28,205
S6281-FY2013 DORSEY GUILFORD INTERCEPTOR IMPROVEMENTS	M	12,345	0	12,345	1,005	15	0	0	0	13,365
A project for the study, design and construction of 14,600 feet of parallel sewer in the Dorsey Run and Guilford Run sewer drainage areas.	Total	12,345	0	12,345	1,005	15	0	0	0	13,365
S6282-FY2013 BONNIE BRANCH/ROCKBURN INTERCEPTOR IMPROVEMENTS	M	5,280	0	5,280	0	0	0	0	0	5,280
A project for the design and rehabilitation of 6,100 feet of interceptor sewer in the Bonnie Branch sewer drainage area and the re-commissioning and upgrade of the Kerger Road Pumping Station and force main.	O	45	0	45	0	0	0	0	0	45
	Total	5,325	0	5,325	0	0	0	0	0	5,325
S6283-FY2013 TIBER SUCKER BRANCH INTERCEPTOR IMPROVEMENTS	M	11,200	1,000	12,200	8,000	0	0	0	0	20,200
A project for the design and construction of 18,250 feet of parallel sewer in the Tiber Branch & Sucker Branch sewer drainage areas.	Total	11,200	1,000	12,200	8,000	0	0	0	0	20,200
S6284-FY2013 DEEP RUN SHALLOW RUN INTERCEPTOR IMPROVEMENTS	M	23,625	0	23,625	8,000	4,500	4,000	0	0	40,125
A project for the design and construction of 44,000 feet of parallel sewer in the Deep Run and Shallow Run sewer drainage areas.	Total	23,625	0	23,625	8,000	4,500	4,000	0	0	40,125

Howard County, MD
FY 2022 Executive Proposed Capital Budget
SEWER PROJECTS

Project Information	Funding Source	Prior Approp.	FY 2022	Total	FY 2023	FY 2024	FY 2025	FY 2026	FY 2027	Total
S6285-FY2017 MD108 PUMP STATION OUTFALL IMPROVEMENTS	M	1,920	0	1,920	0	3,825	0	0	0	5,745
	Total	1,920	0	1,920	0	3,825	0	0	0	5,745
A project for the design and construction of 1,585 feet of parallel sewer in the Tiber Branch sewer drainage area to support flows from the MD108 Pumping Station.										
S6287-FY2017 NORTH LAUREL PUMP STATION PARALLEL FORCE MAIN	M	2,510	0	2,510	2,500	4,000	0	0	0	9,010
	Total	2,510	0	2,510	2,500	4,000	0	0	0	9,010
Design and construction of approximately 5,200 feet of parallel force main and 2,500 feet of gravity sewer to supplement the pumping capacity of the North Laurel Wastewater Pumping Station.										
S6294-FY2015 ANNAPOLIS JUNCTION PUMPING STATION RENOVATION	I	1,515	0	1,515	0	0	0	0	0	1,515
	O	125	0	125	0	0	0	0	0	125
	Total	1,640	0	1,640	0	0	0	0	0	1,640
A project for the renovation of the Annapolis Junction Pumping Station.										
S6295-FY2016 LPWRP 8th ADDITION BIOSOLIDS PROCESSING FACILITIES	C	15,235	0	15,235	0	0	0	0	0	15,235
	M	101,845	0	101,845	0	0	0	0	0	101,845
	Total	117,080	0	117,080	0	0	0	0	0	117,080
A project to design and construct new biosolids processing facilities at the Little Patuxent Water Reclamation Plant (LPWRP) for the purpose of meeting new Maryland Department of the Environment (MDE) biosolids storage and disposal regulations, achieve volume reduction, and enhance quality for end-use purposes.										
S6297-FY2016 OLD FREDERICK ROAD PUMPING STATION UPGRADE	M	1,735	0	1,735	0	0	0	0	0	1,735
	Total	1,735	0	1,735	0	0	0	0	0	1,735
A project for the design and construction of upgrades to increase the pumping capacity of the Old Frederick Road Pumping Station.										

Howard County, MD
FY 2022 Executive Proposed Capital Budget
SEWER PROJECTS

Project Information	Funding Source	Prior Approp.	FY 2022	Total	FY 2023	FY 2024	FY 2025	FY 2026	FY 2027	Total
S6298-FY2018 DORSEY RUN ROAD SEWER EXTENSION	M	400	0	400	0	0	0	0	0	400
A project for the design and construction of 475 LF of 8-inch sewer main along Dorsey Run Road to serve one property with a failing septic system.	Total	400	0	400	0	0	0	0	0	400
S6299 - FY 2023 ROCKBURN BRANCH SEWER STUDY	C	0	0	0	600	0	0	0	0	600
A project to study and determine feasible options to provide sewer service to properties along Elibank Drive in Elkridge, MD.	Total	0	0	0	600	0	0	0	0	600
S6500-FY2017 SEWER AREA ASSESSMENT AND MODELING	C	455	0	455	90	90	100	0	0	735
A project [program] for the study and evaluation of sewer areas and/or water zones.	Total	455	0	455	90	90	100	0	0	735
S6600-FY2019 WATER AND WASTEWATER FACILITIES CAPITAL REPAIRS AND UPGRADES	M	8,500	1,500	10,000	1,500	1,500	1,500	1,500	1,500	17,500
A project [program] to repair or upgrade existing water or sewer facilities.	Total	8,500	1,500	10,000	1,500	1,500	1,500	1,500	1,500	17,500
S6601-FY2020 SEWER ASSET MANAGEMENT PROGRAM	C	1,291	3,920	5,211	4,150	4,300	4,550	4,765	4,765	27,741
A project [program] to coordinate and centralize sewer utility management efforts in order to extend the useful life of our existing sewer system assets.	I	4,349	1,230	5,579	1,275	1,400	1,425	1,595	1,695	12,969
	M	500	0	500	0	0	0	0	0	500
	Total	6,140	5,150	11,290	5,425	5,700	5,975	6,360	6,460	41,210
S6602 - FY2021 LPWRP CAPITAL REPAIRS and UPGRADES	M	1,500	4,075	5,575	5,000	5,140	5,290	5,450	5,610	32,065
A project [program] to systematically repair, replace, or upgrade existing facilities at the Little Patuxent Water Reclamation Plant (LPWRP).	Total	1,500	4,075	5,575	5,000	5,140	5,290	5,450	5,610	32,065

Howard County, MD
FY 2022 Executive Proposed Capital Budget
SEWER PROJECTS

Project Information	Funding Source	Prior Approp.	FY 2022	Total	FY 2023	FY 2024	FY 2025	FY 2026	FY 2027	Total
S6698-ROUTINE SEWER EXTENSION PROGRAM A project to design and construct routine sewer main extensions in the Metropolitan District requested by landowners.	M	5,500	0	5,500	625	625	625	625	0	8,000
	Total	5,500	0	5,500	625	625	625	625	0	8,000
S6699-ON SITE SEPTIC SYSTEM CONVERSION PROGRAM A project for the study, design and implementation of converting properties within the water and sewer Planned Service Area that are currently on private on-site septic systems to public sewer service.	G	75	0	75	0	0	0	0	0	75
	M	6,000	0	6,000	2,000	3,000	2,925	0	0	13,925
	O	1,500	0	1,500	0	0	0	0	0	1,500
	Total	7,575	0	7,575	2,000	3,000	2,925	0	0	15,500
S6711-FY2011 DEVELOPER INSPECTION PROGRAM A project to provide engineering or administrative services, computer management, asset management, inspection, testing, staff training, supplies, tools, equipment and vehicles necessary for site inspections for the implementation of developer projects to make additions to the public water and sewer systems.	C	4,600	500	5,100	0	1,000	0	1,000	0	7,100
	D	5,650	500	6,150	0	1,000	0	1,000	0	8,150
	Total	10,250	1,000	11,250	0	2,000	0	2,000	0	15,250
S6950-DEVELOPER CONSTRUCTED HOUSE CONNECTIONS A program for the reimbursement to developers for construction of water and sewer house connections to existing lots outside of their subdivision.	C	180	0	180	0	0	0	0	0	180
	Total	180	0	180	0	0	0	0	0	180
S6960-FY2015 DEVELOPER CONSTRUCTED MAJOR FACILITIES A project to reimburse developers for construction of major water and sewer facilities as shown on the approved Howard County Master Plan for Water and Sewerage.	C	3,000	0	3,000	0	0	0	0	0	3,000
	Total	3,000	0	3,000	0	0	0	0	0	3,000

SEWER PROJECTS Total

398,320

13,925

412,245

39,745

34,110

20,415

15,935

13,570

536,020

Howard County, MD
FY 2022 Executive Proposed Capital Budget (\$000)
SEWER PROJECTS

	Revenue Source	Prior Total	Current FY	Appropriation Total
B	BONDS	1,074	0	1,074
D	DEVELOPER CONTRIBUTION	10,250	500	10,750
G	GRANTS	14,039	0	14,039
I	IN-AID of CONSTRUCT UTILITIES	20,340	1,230	21,570
M	METRO DISTRICT BOND	278,820	7,775	286,595
O	OTHER SOURCES	6,670	0	6,670
P	PAY AS YOU GO	162	0	162
C	UTILITY CASH	66,614	4,420	71,034
W	WATER QUALITY STATE OR FED LOAN	351	0	351
Total		398,320	13,925	412,245

Howard County, MD
FY 2022 Executive Proposed 5 Year Capital Budget Project Type Summary
SEWER PROJECTS

Revenue Source		Prior Approp	Current FY	2023	2024	2025	2026	2027	Total
B	BONDS	1,074	0	0	0	0	0	0	1,074
C	UTILITY CASH	66,614	4,420	4,840	5,390	4,650	5,765	4,765	96,444
D	DEVELOPER CONTRIBUTION	10,250	500	0	1,000	0	1,000	0	12,750
G	GRANTS	14,039	0	0	0	0	0	0	14,039
I	IN-AID of CONSTRUCT UTILITIES	20,340	1,230	1,275	1,400	1,425	1,595	1,695	28,960
M	METRO DISTRICT BOND	278,820	7,775	33,630	26,320	14,340	7,575	7,110	375,570
O	OTHER SOURCES	6,670	0	0	0	0	0	0	6,670
P	PAY AS YOU GO	162	0	0	0	0	0	0	162
W	WATER QUALITY STATE OR FED LOAN	351	0	0	0	0	0	0	351
Total		398,320	13,925	39,745	34,110	20,415	15,935	13,570	536,020

Fiscal 2022 Capital Budget

SEWER PROJECTS

Project: S6214-SEWER CONTINGENCY FUND

Description

The fund is designed for use as a revenue source for (1) transfers of appropriations when either construction costs are higher than originally estimated or engineering must be advanced from future years to the present fiscal year for critical sewer needs. Additionally, this fund will be utilized for; (2) various costs such as advertising, printing, public hearing notices, enhanced nutrient removal, etc.; (3) to meet requirements when charges to individual projects are not feasible; and (4) construction and inspection services for sites that do not require formal developer agreements but require sewer service connections, short extensions of public sewer mains, or other appurtenances performed under water or sewer connection agreements with the County.

Justification

1. This fund will allow for the timely completion of approved projects by using contingency funding as required and will allow rapid response to critical situations.
2. Howard County Code section 20.608 establishes the requirements to charge for connections, and the requirements to receive payment prior to making or approving the connection.

Remarks

1. Prior appropriation reflects TAO #1-2008 in which Water Quality Bonds were transferred to S6251 as replacement for Metro Bonds; TAO #2-2009 in which Water Quality Bonds were transferred to S6214 as replacement for Metro Bonds.
2. Collection of revenues for enhanced nutrient removal.
3. Other Sources also include developer contributions and reimbursements.
4. Installation of sewer service connections are made where none exist and new connections are required.
5. The County will only construct connections at the discretion of the Director of Public Works.
6. Revisions to the description and justification performed to allow consolidation and closing of projects S6812 and S6862.
7. Defunding analysis performed.

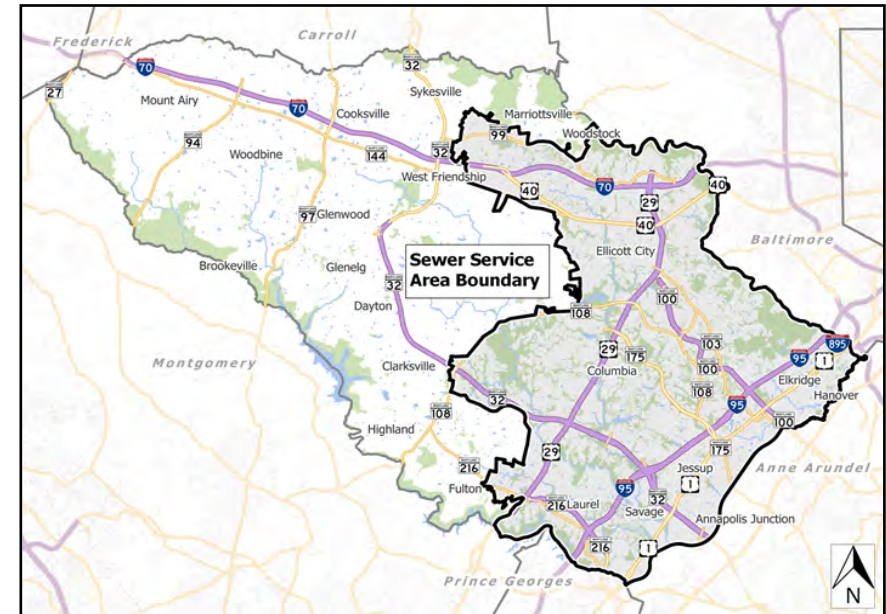
Project Schedule

Ongoing program

Operating Budget Impact

No Operating Impact

FY2022 Bonds - Annual Debt Service Payment	0
FY2022 Bonds - 20-Year Total Debt Service Payment	0
Total Project Bonds - Annual Debt Service Payment	766,984
Total Project Bonds - 20-Year Total Debt Service Payment	15,339,671



Explanation of Changes

None.

Fiscal 2022 Capital Budget

SEWER PROJECTS

Project: S6214-SEWER CONTINGENCY FUND

(In Thousands)	Five Year Capital Program										Master Plan			
	Prior Appr.	FY2022 Budget	Appr. Total	Fiscal 2023	Fiscal 2024	Fiscal 2025	Fiscal 2026	Fiscal 2027	Sub Total	Fiscal 2028	Fiscal 2029	Fiscal 2030	Fiscal 2031	Total Project
PLANS & ENGINEERING	0	0	0	0	0	0	0	0	0	0	0	0	0	0
LAND ACQUISITION	0	0	0	0	0	0	0	0	0	0	0	0	0	0
CONSTRUCTION	26,545	0	26,545	0	0	0	0	0	0	0	0	0	0	26,545
ADMINISTRATION	0	0	0	0	0	0	0	0	0	0	0	0	0	0
Total Expenditures	26,545	0	26,545	0	0	0	0	0	0	0	0	0	0	26,545
UTILITY CASH	500	0	500	0	0	0	0	0	0	0	0	0	0	500
DEVELOPER CONTRIBUTION	1,000	0	1,000	0	0	0	0	0	0	0	0	0	0	1,000
GRANTS	10,000	0	10,000	0	0	0	0	0	0	0	0	0	0	10,000
METRO DISTRICT BOND	10,045	0	10,045	0	0	0	0	0	0	0	0	0	0	10,045
OTHER SOURCES	5,000	0	5,000	0	0	0	0	0	0	0	0	0	0	5,000
Total Funding	26,545	0	26,545	0	0	0	0	0	0	0	0	0	0	26,545

\$507,724 spent and encumbered through February 2021

\$507,724 spent and encumbered through February 2020

Project Status

Completed FY20 and prior: 1. Expenditures represent advertising expenses for the Utility Capital Programs since project inception.; 2. This project was used as the source of transfers of appropriations for construction of S6224, Bonnie Branch at Ilchester Road Sewer; S6225, Orchard Avenue Sewer Upgrade; S6230, Mission Road Sewer Extension and S6277, Old Frederick Road Sewer; 3. Advertising expenses for the Utility Capital Programs.

Projects completed FY21: Advertising expenses for the Utility Capital Programs.

FY 2021 Budget	26,545	0	26,545	0	0	0	0	0	0	0	0	0		26,545
Difference 2021 / 2022	0	0	0	0	0	0	0	0	0	0	0	0	0	0

None.

Project: S6232-FY2001 SEWER CORROSION CORRECTION PROGRAM

Description

A project to televise sewer pipes in the County's sanitary sewer system for evidence of corrosion. The project will effect repairs in the areas of imminent failures and prioritize and perform rehabilitation and replacement efforts in areas where corrosion has compromised the integrity of the system. This project will also analyze the chemical composition (waste stream strength) of sewage in the County's sewer system to determine need for pipeline or structure coating requirements and various treatment options. This project will also provide protection of existing sewers under excessive outside pressures via structural lining.

Justification

The collapse of a 35-year-old sewer adjacent to US1 in 1999 required an expensive and disruptive repair effort lasting several weeks and involving assistance from the adjoining municipality. The sewer in question was damaged by sulfide-induced corrosion. This project will provide a preventive approach, identifying and rehabilitating problem areas prior to their structural failure.

Remarks

1. An ongoing program for inspection and repair of interceptor and collector sewers.
2. The project will inspect 20,000 LF of sewer and rehabilitate 15,000 LF sewer per year.

Project Schedule

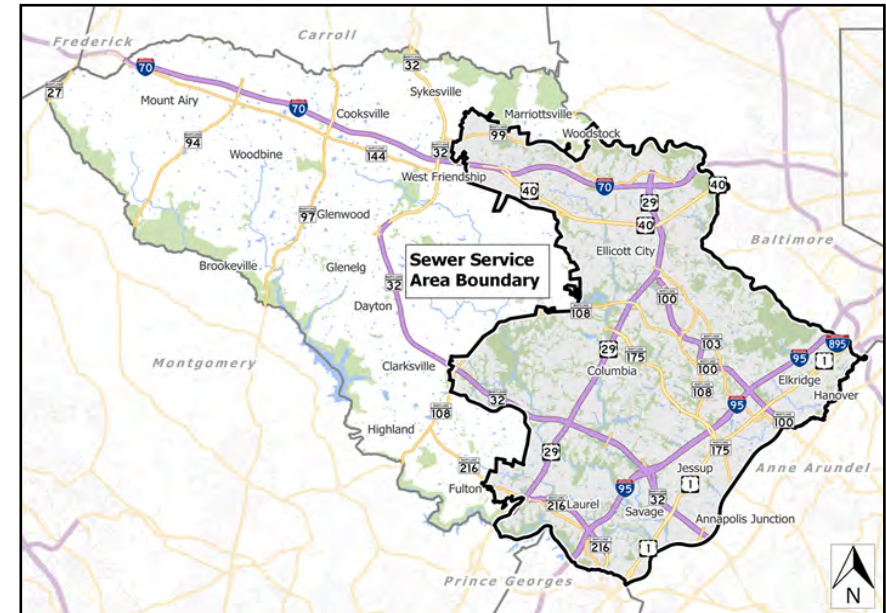
Ongoing program

FY22 - Close. Work effort to continue under S6601 - Sewer Asset Management Program.

Operating Budget Impact

None. The project will reduce overtime and system maintenance costs.

FY2022 Bonds - Annual Debt Service Payment	0
FY2022 Bonds - 20-Year Total Debt Service Payment	0
Total Project Bonds - Annual Debt Service Payment	0
Total Project Bonds - 20-Year Total Debt Service Payment	0



Explanation of Changes

None.

Fiscal 2022 Capital Budget

SEWER PROJECTS

Project: S6232-FY2001 SEWER CORROSION CORRECTION PROGRAM

(In Thousands)	Five Year Capital Program										Master Plan			
	Prior Appr.	FY2022 Budget	Appr. Total	Fiscal 2023	Fiscal 2024	Fiscal 2025	Fiscal 2026	Fiscal 2027	Sub Total	Fiscal 2028	Fiscal 2029	Fiscal 2030	Fiscal 2031	Total Project
PLANS & ENGINEERING	540	0	540	0	0	0	0	0	0	0	0	0	0	540
LAND ACQUISITION	0	0	0	0	0	0	0	0	0	0	0	0	0	0
CONSTRUCTION	11,850	0	11,850	0	0	0	0	0	0	0	0	0	0	11,850
ADMINISTRATION	95	0	95	0	0	0	0	0	0	0	0	0	0	95
EQUIPMENT & FURNISHINGS	0	0	0	0	0	0	0	0	0	0	0	0	0	0
Total Expenditures	12,485	0	12,485	0	0	0	0	0	0	0	0	0	0	12,485
UTILITY CASH	12,485	0	12,485	0	0	0	0	0	0	0	0	0	0	12,485
Total Funding	12,485	0	12,485	0	0	0	0	0	0	0	0	0	0	12,485

\$11,226,948 spent and encumbered through February 2021

\$10,908,250 spent and encumbered through February 2020

Project Status

Completed FY20 and prior: 1. The Wilde Lake and Bryant Woods communities; 2. Allenford Mount Hebron, Chamberlia, Patapsco pumping station outfalls; 3. The Oaks, Chestnut Hills, Harwood Park, and sections of North Laurel Park along North Laurel Road, Cissel Avenue, and Lynville Avenue; 4. Savage Mill Sewer; 5. Sections of the Valley Meade Subdivision; 6. North Laurel Phase II; 7. Various other short sections throughout the Howard County Metro District; 8. Dreyers Outfall sewer; 9. Early April Subdivision; 10. Lake Kittamaqundi Sewer; 11. Murray Hill Subdivision; 12. US Route 1; 13. Oakland Mills - Steven's Forest; 14. Summer Blossom Lane; 15. Rain Flower Way; 16. Smith Avenue; 17. Swansfield; 18. Glenoaks; 19. Mendenhall Ct.; 20. Glenoaks Laterals 21. Kings Contrivance I mains; 22. Kings Contrivance II mains.

Projects completed FY21: 1. Kings Contrivance I laterals; 2. Phelps Luck mains 3. Sewells Orchard mains.

FY 2021 Budget	12,485	0	12,485	0	0	0	0	0	0	0	0	0		12,485
Difference 2021 / 2022	0	0	0	0	0	0	0	0	0	0	0	0	0	0

None.

Project: S6237-FY2001 PATAPSCO CONVEY TREAT FACILITIES

Description

A project for Howard County's participation in cost sharing for the capital funding of the Patapsco Treatment Plant at Wagners Point and the related Patapsco Interceptor, Pump Station, and Force Main. The conveyance and treatment facilities will be expanded, paralleled or replaced.

Justification

The Patapsco Treatment Plant processes wastewater flows from the Howard County portion of Patapsco Drainage Area. Wastewater from the Elkridge and Ellicott City areas is conveyed to the Patapsco Plant by the Patapsco Interceptor, Pump Station and Force Main. Howard County along with Baltimore County and Anne Arundel County are required to participate in funding the cost of the improvements as a condition of use.

Remarks

1. This project is a continuation of Capital Projects S6076 and S6156.
2. The Patapsco Wastewater Treatment Plant is being expanded from 73 to 81 MGD. Howard County's share of Patapsco plant's ultimate 81 MGD capacity is 11.5 MGD.
3. The funds in the 5-year Capital Improvement Program represent an estimate of Howard County's agreement share of the Patapsco Treatment Plant's expansion costs.

Project Schedule

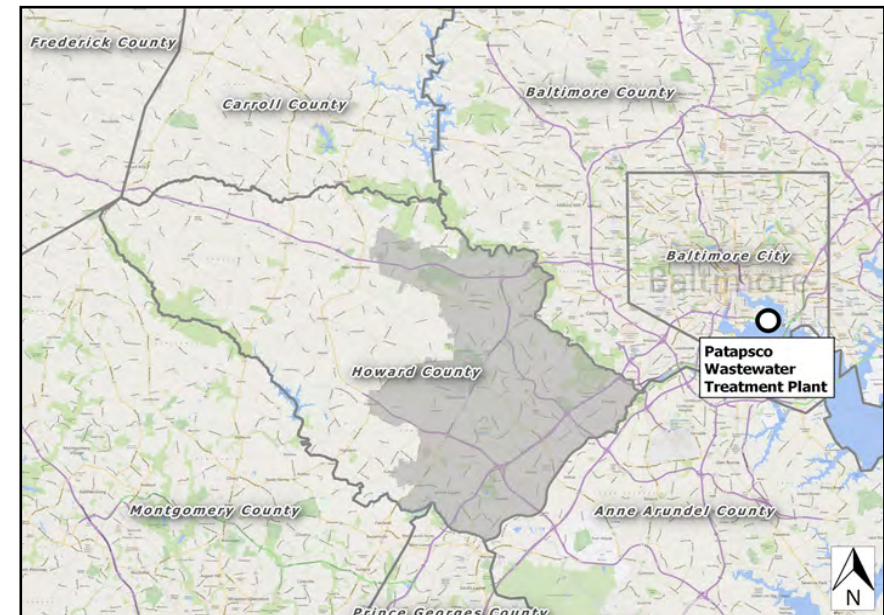
Ongoing program

FY22 - (at Patapsco Waste Water Treatment Plant) 1. Chlorination|Dechlorination conversion (1-72-251); 2. Improve to Liquid Oxygen Plant (1-72-253); 3. Denitrification Filters & Related Facility (1-72-5014); 4. Screen Storage Facility (1-72-5034); 5. Chlorine Contact Chambers (1-72-5036); 6. Nitrification Filters (1-72-5043); 7. Comprehensive Bio-solids Plan (1-72-5055); 8. Electrical Distribution Reliability Improvement (1-72-5057); 9. LOX Plant Cooling WTR (1-72-5058); 10. Headworks Facility Improvements (1-72-5061); 11. Improvements to PST Scum Collections (1-72-5065); 12. Secondary Reactor Rehabilitation (1-72-5066); 13. Administration Bldg. Repairs, Rehab and Upgrades (1-72-5067); 14. Clarifier and Thickener Rehabilitation (1-72-5068); 15. RSPS 2 Renovations (1-72-5069); 16. Liquid Oxygen Plant Upgrade (1-72-5070); 17. Fine Screen Facility Rehabilitation (1-72-5073).

Operating Budget Impact

No impact. The Patapsco facilities are operated by Baltimore County.

FY2022 Bonds - Annual Debt Service Payment	0
FY2022 Bonds - 20-Year Total Debt Service Payment	0
Total Project Bonds - Annual Debt Service Payment	2,473,894
Total Project Bonds - 20-Year Total Debt Service Payment	49,477,882



Explanation of Changes

None.

Fiscal 2022 Capital Budget

SEWER PROJECTS

Project: S6237-FY2001 PATAPSCO CONVEY TREAT FACILITIES

(In Thousands)	Five Year Capital Program										Master Plan			
	Prior Appr.	FY2022 Budget	Appr. Total	Fiscal 2023	Fiscal 2024	Fiscal 2025	Fiscal 2026	Fiscal 2027	Sub Total	Fiscal 2028	Fiscal 2029	Fiscal 2030	Fiscal 2031	Total Project
PLANS & ENGINEERING	0	0	0	0	0	0	0	0	0	0	0	0	0	0
CONSTRUCTION	45,000	0	45,000	0	0	0	0	0	0	0	0	0	0	45,000
ADMINISTRATION	0	0	0	0	0	0	0	0	0	0	0	0	0	0
Total Expenditures	45,000	0	45,000	0	0	0	0	0	0	0	0	0	0	45,000
UTILITY CASH	6,750	0	6,750	0	0	0	0	0	0	0	0	0	0	6,750
METRO DISTRICT BOND	32,400	0	32,400	0	0	0	0	0	0	0	0	0	0	32,400
IN-AID of CONSTRUCT UTILITIES	5,499	0	5,499	0	0	0	0	0	0	0	0	0	0	5,499
WATER QUALITY STATE OR FED LOAN	351	0	351	0	0	0	0	0	0	0	0	0	0	351
Total Funding	45,000	0	45,000	0	0	0	0	0	0	0	0	0	0	45,000

\$36,246,748 spent and encumbered through February 2021

\$34,672,779 spent and encumbered through February 2020

Project Status

Improvements to Patapsco Treatment and Conveyance Facilities are ongoing.

FY 2021 Budget	45,000	0	45,000	0	0	0	0	0	0	0	0	0	0	45,000
Difference 2021 / 2022	0	0	0	0	0	0	0	0	0	0	0	0	0	0

None.

Project: S6249-DEFAULTED DEVELOPER AGREEMENTS

Description

An appropriation is requested under this project to construct water, sewer and associated facilities where the developer has failed to build all facilities in accordance with the plans and Developer Agreement. Also included is the cost of administration and any additional engineering that may be required. This project is implemented as a revolving fund account. In the event that the collection of the cash or bond proceeds from the surety are delayed, expenditures from this project are authorized when the County determines that continuing delays in the completion of the public improvements will cause significant negative impact to the residents and the subdivision and/or the environment.

Justification

Upon developer's failure to complete construction, the surety of the developer is declared to be in default and the proceeds from the surety are placed in this account and used to finance construction.

Remarks

Construction as required. DEVELOPER CONTRIBUTION represents monies received from surety.

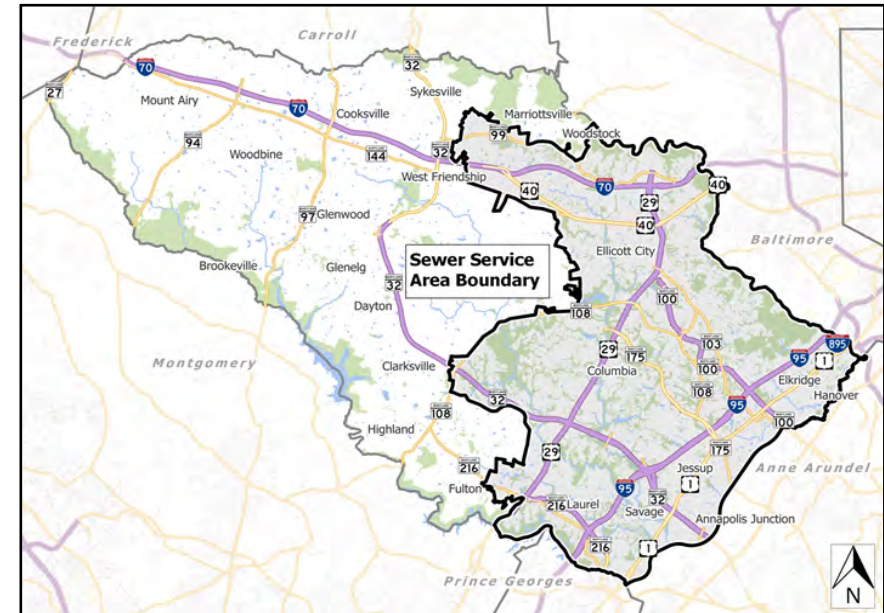
Project Schedule

Ongoing program

Operating Budget Impact

No Operating Impact

FY2022 Bonds - Annual Debt Service Payment	0
FY2022 Bonds - 20-Year Total Debt Service Payment	0
Total Project Bonds - Annual Debt Service Payment	0
Total Project Bonds - 20-Year Total Debt Service Payment	0



Fiscal 2022 Capital Budget

SEWER PROJECTS

Project: S6249-DEFAULTED DEVELOPER AGREEMENTS

(In Thousands)	Five Year Capital Program										Master Plan			
	Prior Appr.	FY2022 Budget	Appr. Total	Fiscal 2023	Fiscal 2024	Fiscal 2025	Fiscal 2026	Fiscal 2027	Sub Total	Fiscal 2028	Fiscal 2029	Fiscal 2030	Fiscal 2031	Total Project
PLANS & ENGINEERING	90	0	90	0	0	0	0	0	0	0	0	0	0	90
CONSTRUCTION	3,500	0	3,500	0	0	0	0	0	0	0	0	0	0	3,500
ADMINISTRATION	10	0	10	0	0	0	0	0	0	0	0	0	0	10
Total Expenditures	3,600	0	3,600	0	0	0	0	0	0	0	0	0	0	3,600
DEVELOPER CONTRIBUTION	3,600	0	3,600	0	0	0	0	0	0	0	0	0	0	3,600
Total Funding	3,600	0	3,600	0	0	0	0	0	0	0	0	0	0	3,600

\$83,648 spent and encumbered through February 2021

\$83,648 spent and encumbered through February 2020

Project Status

FY 2021 Budget	3,600	0	3,600	0	0	0	0	0	0	0	0	0		3,600
Difference 2021 / 2022	0	0	0	0	0	0	0	0	0	0	0	0	0	0

Project: S6264-FY2008 LPWRP CAPITAL REPAIRS

Description

A project to systematically repair, replace, or upgrade existing facilities at the Little Patuxent Water Reclamation Plant (LPWRP), and existing water distribution and wastewater collection system facilities. Work may include the performance of energy audits, alternative power source up-grades and/or the installation of energy conservation techniques at the plant or system facilities.

Justification

Much of the infrastructure at the LPWRP and at Water/Wastewater Collection System Facilities is aging and is not currently scheduled for replacement by existing upgrades. Plant infrastructure and facilities have begun to experience age-related failure, and systematic replacement, renewal and upgrades will extend their useful life.

Remarks

1. GRANT represents Energy Water Infrastructure Program.
2. This project will close after FY24 and be replaced by Capital Project S6602, LPWRP Capital Repairs and Upgrades.

Project Schedule

Ongoing program

FY22 – Construction: 1. MCC 5 replacement; 2. Septage Acceptance Plant (SAP) improvements; 3. Process Water System disinfection and improvements; 4. Maintenance Building Renovation; 5. Miscellaneous yard and process piping repairs and site work.

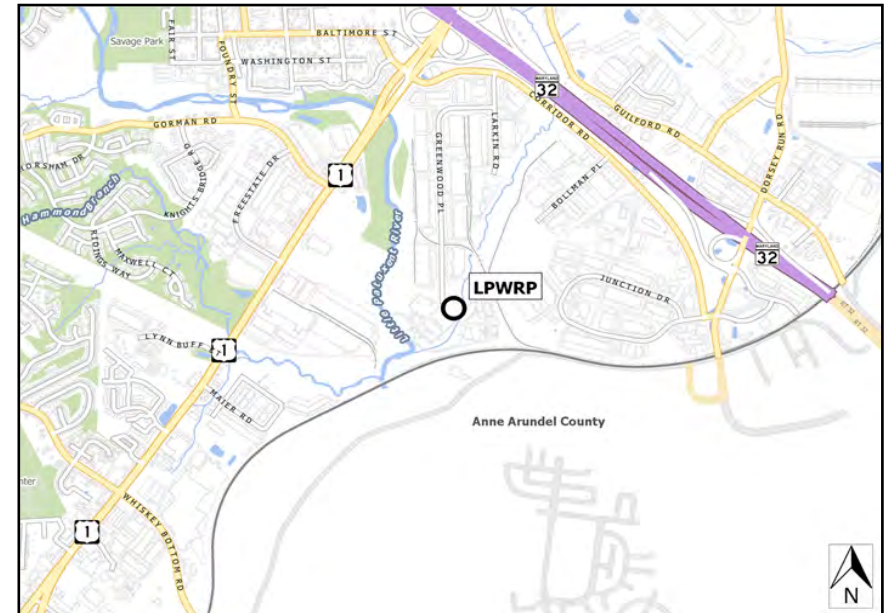
FY23 - Project complete.

FY24 - Project close.

Operating Budget Impact

Reduction in the number and dollar amount of emergency repairs estimated to be in excess of \$100,000 annually.

FY2022 Bonds - Annual Debt Service Payment	0
FY2022 Bonds - 20-Year Total Debt Service Payment	0
Total Project Bonds - Annual Debt Service Payment	2,050,507
Total Project Bonds - 20-Year Total Debt Service Payment	41,010,140



Explanation of Changes

Five year and Master Plan funding transferred to S6602.

Fiscal 2022 Capital Budget

SEWER PROJECTS

Project: S6264-FY2008 LPWRP CAPITAL REPAIRS

(In Thousands)	Five Year Capital Program										Master Plan				
	Appropriation Object Class	Prior Appr.	FY2022 Budget	Appr. Total	Fiscal 2023	Fiscal 2024	Fiscal 2025	Fiscal 2026	Fiscal 2027	Sub Total	Fiscal 2028	Fiscal 2029	Fiscal 2030	Fiscal 2031	Total Project
PLANS & ENGINEERING	3,375	0	3,375	0	0	0	0	0	0	0	0	0	0	0	3,375
LAND ACQUISITION	0	0	0	0	0	0	0	0	0	0	0	0	0	0	0
CONSTRUCTION	31,812	0	31,812	0	0	0	0	0	0	0	0	0	0	0	31,812
ADMINISTRATION	865	0	865	0	0	0	0	0	0	0	0	0	0	0	865
EQUIPMENT & FURNISHINGS	6,450	0	6,450	0	0	0	0	0	0	0	0	0	0	0	6,450
Total Expenditures	42,502	0	42,502	0	0	0	0	0	0	0	0	0	0	0	42,502
UTILITY CASH	14,683	0	14,683	0	0	0	0	0	0	0	0	0	0	0	14,683
GRANTS	964	0	964	0	0	0	0	0	0	0	0	0	0	0	964
METRO DISTRICT BOND	26,855	0	26,855	0	0	0	0	0	0	0	0	0	0	0	26,855
Total Funding	42,502	0	42,502	0	0	0	0	0	0	0	0	0	0	0	42,502

\$37,370,120 spent and encumbered through February 2021

\$31,926,749 spent and encumbered through February 2020

Project Status

Completed FY20 and prior: 1. 2nd IDI filter rebuild; 2. Elkridge WPS pump replacement; 3. Replacement of 2 influent MSP pumps; 4. PC#4 rehabilitation; 5. Storm drain rebuild; 6. Lab HVAC replacement; 7. SCADA system upgrades and security improv.; 8. 54" Meter Vault refurbishment; 9. Effluent Pump Station VFD upgrades. 10. Gravity Thickener #2 Cover Replacement; 11. Upgrade to Centrifuge Controls; 12. Chamberlea and Mt. Hebron SPS Rehab.; 13. Centrifuge #1 and #3 Rebuild; 14. Caustic System Improv.; 15. Plant paving restoration; 16. Chemical Containment Area Improv.; 17. Replacement of eight scum/grinder pumps (North and South Pump Station); 18. Admin Bldg. Control Room Improv.; 19. Plant Outfall Relocation Study. 20. Maintenance Tablet deployment.

FY21: Construction -1. Septage Acceptance Plant Improv.; 2. Process Water System Disinfection and Improv.; 3. Grease Aerobic Digester Improv.; 4. Admin Bldg. Control Room and Offices Improv.; 5. Misc. yard and process piping leak repair/replacement; 6. Maintenance Building Renovation; 7. Biosolids building basement plant drain investigation/repair; 8. On-call systems integrator contract; 9. Motor Control Center #5 Improv.; 10. Denitrification Filter #4 Air Header Repair.

FY 21: Engineering -1. Motor Control Center #4A Improv.; 2. Turboblowers #11-13 Electrical Harmonic Filter Study; 3. Plant hydraulic model; 4. Plant Facility Plan Phase 1; 5. Maintenance Building Renovation Design; 6. Fermenter Modification Study; 7. Power Substation #7 Arc Flash and Safety Study; 8. Eyewash Station Code Upgrades.

FY 2021 Budget	42,502	0	42,502	0	0	0	0	0	0	0	0	0	0	0	42,502
Difference 2021 / 2022	0	0	0	0	0	0	0	0	0	0	0	0	0	0	0

None.

Project: S6268-FY2008 PIPELINE REHABILITATION PROGRAM

Description

A project to protect and stabilize sewers and water mains in areas where stream and soil erosion have compromised the integrity of the system.

Justification

Streams and waterways can meander depending on the geomorphic properties of the stream and soil conditions. Gravity sewer systems often parallel streams and waterways due to the need to collect waste from low-lying properties. Stream meanders and soil erosion have undercut and exposed the sewer system in many areas within the County. Similarly, water mains often cross streams and can become exposed when a stream undercuts the pipe crossing. This Capital Project will rehabilitate and stabilize the sewer and water systems in these areas.

Remarks

1. The project will prevent sewer system overflows and sewage spills thereby reducing environmental impacts and costly remediation measures and fines.
2. The rehabilitation efforts may include stabilizing and armoring the stream or repair/relocation of the sewer or water main.
3. The project will prevent costly main breaks resulting from damage to exposed pipes.

Project Schedule

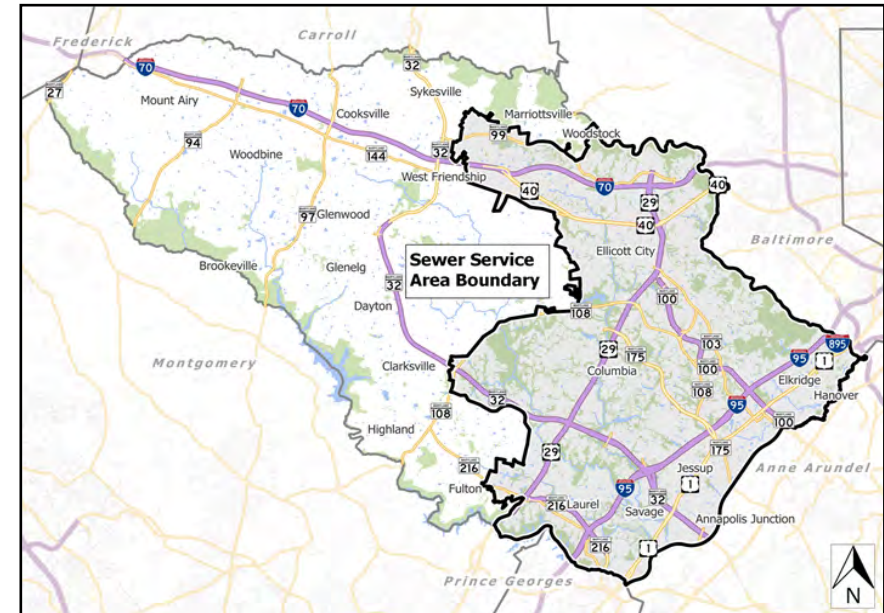
Ongoing program

FY22 - Close. Work effort to continue under S6601 – Sewer Asset Management Program.

Operating Budget Impact

The project will reduce operating costs.

FY2022 Bonds - Annual Debt Service Payment	0
FY2022 Bonds - 20-Year Total Debt Service Payment	0
Total Project Bonds - Annual Debt Service Payment	0
Total Project Bonds - 20-Year Total Debt Service Payment	0



Explanation of Changes

None.

Fiscal 2022 Capital Budget

SEWER PROJECTS

Project: S6268-FY2008 PIPELINE REHABILITATION PROGRAM

(In Thousands)	Five Year Capital Program										Master Plan			
	Prior Appr.	FY2022 Budget	Appr. Total	Fiscal 2023	Fiscal 2024	Fiscal 2025	Fiscal 2026	Fiscal 2027	Sub Total	Fiscal 2028	Fiscal 2029	Fiscal 2030	Fiscal 2031	Total Project
PLANS & ENGINEERING	970	0	970	0	0	0	0	0	0	0	0	0	0	970
LAND ACQUISITION	1,140	0	1,140	0	0	0	0	0	0	0	0	0	0	1,140
CONSTRUCTION	5,305	0	5,305	0	0	0	0	0	0	0	0	0	0	5,305
ADMINISTRATION	20	0	20	0	0	0	0	0	0	0	0	0	0	20
EQUIPMENT & FURNISHINGS	0	0	0	0	0	0	0	0	0	0	0	0	0	0
Total Expenditures	7,435	0	7,435	0	0	0	0	0	0	0	0	0	0	7,435
UTILITY CASH	7,435	0	7,435	0	0	0	0	0	0	0	0	0	0	7,435
Total Funding	7,435	0	7,435	0	0	0	0	0	0	0	0	0	0	7,435

\$5,054,240 spent and encumbered through February 2021

\$4,869,678 spent and encumbered through February 2020

Project Status

Completed FY20 and prior: 1. Relocation of Town & Country sewer; 2. Rehabilitation of Lyndsey Way sewer; 3. Rehabilitation|Relocation of the Coca Cola Drive sewer mains (Deep and Shallow Run); 4. Shaker Drive; 5. Thornbrook Road; 6. Darkwood|Gatewood Emergency Repair I; 7. Darkwood|Gatewood Emergency Repair II; 8. Hannon Court; 9. 4874 Bonnie Branch Road; 10. Old Columbia Pike; 11. Willow Bend; 12. Jones|Pine Road WM loop.

Projects completed FY21: 1. Mary Ln WM replacement; 2. Mellow Wine Way; 3. Scarecrow Ct.; 4. 5046 Whetstone Rd.; 5. 4045 White Star Way.; 6. All Saints Rd.

FY 2021 Budget	7,435	0	7,435	0	0	0	0	0	0	0	0	0		7,435
Difference 2021 / 2022	0	0	0	0	0	0	0	0	0	0	0	0	0	0

None.

Project: S6269-FY2009 ASHLEIGH KNOLLS SHARED SEWAGE DISP FAC UPGD

Description

A project to design and install a wastewater treatment system for the Ashleigh Knolls Shared Septic Facility to meet new Maryland Department of the Environment (MDE) discharge permit limits.

Justification

The original and subsequent MDE Groundwater Discharge Permits did not have effluent concentration limits for various nutrient loadings. The new permit, effective August 1, 2014, sets the treatment limits for BOD (30|mg|l), TSS (30 mg|l), and total nitrogen (8 mg|l). A wastewater treatment system designed to meet these limits must be installed by no later than one year after Bay Restoration Funding has been approved by the MD Board of Public Works.

Remarks

1. Plans for the construction of wastewater treatment facility were completed in July 2013
2. Construction of the wastewater treatment plant began in FY20.
3. Howard County made the eligible list for Bay Restoration grant funding in FY19. A total grant in the amount of \$3M is anticipated from the program.
4. Request represents Engineering's latest construction cost estimate.

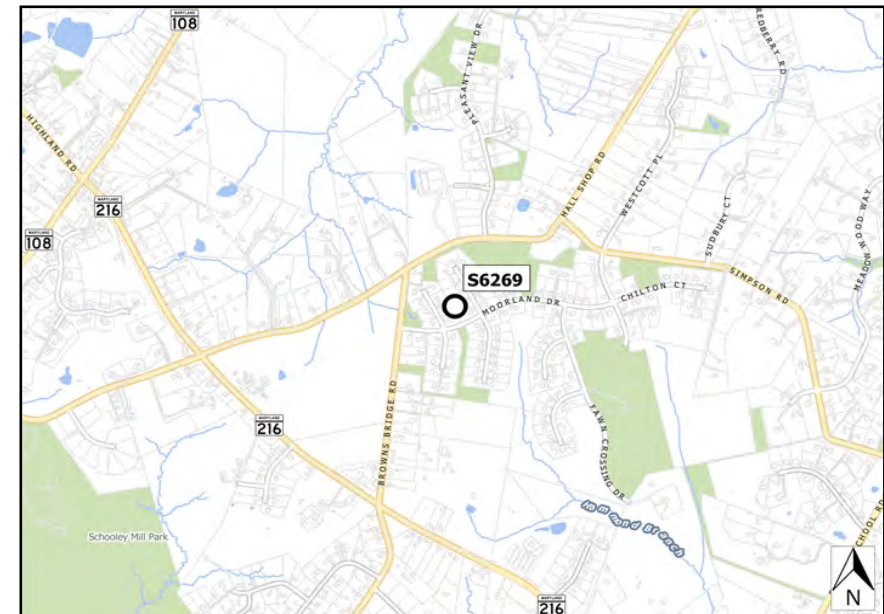
Project Schedule

FY22 - Construction, project complete.
 FY23 - Close.

Operating Budget Impact

The annual operation and maintenance of the new treatment system will be included in the Operating budget of the Bureau of Utilities, and is estimated initially to be approximately \$250,000. The cost of operation and maintenance is borne by the connected residential lots.

FY2022 Bonds - Annual Debt Service Payment	0
FY2022 Bonds - 20-Year Total Debt Service Payment	0
Total Project Bonds - Annual Debt Service Payment	82,005
Total Project Bonds - 20-Year Total Debt Service Payment	1,640,100



Explanation of Changes

None.

Fiscal 2022 Capital Budget

SEWER PROJECTS

Project: S6269-FY2009 ASHLEIGH KNOLLS SHARED SEWAGE DISP FAC UPGD

(In Thousands)	Five Year Capital Program										Master Plan			
	Prior Appr.	FY2022 Budget	Appr. Total	Fiscal 2023	Fiscal 2024	Fiscal 2025	Fiscal 2026	Fiscal 2027	Sub Total	Fiscal 2028	Fiscal 2029	Fiscal 2030	Fiscal 2031	Total Project
PLANS & ENGINEERING	405	0	405	0	0	0	0	0	0	0	0	0	0	405
CONSTRUCTION	3,800	0	3,800	0	0	0	0	0	0	0	0	0	0	3,800
ADMINISTRATION	31	0	31	0	0	0	0	0	0	0	0	0	0	31
Total Expenditures	4,236	0	4,236	0	0	0	0	0	0	0	0	0	0	4,236
BONDS	1,074	0	1,074	0	0	0	0	0	0	0	0	0	0	1,074
GRANTS	3,000	0	3,000	0	0	0	0	0	0	0	0	0	0	3,000
PAY AS YOU GO	162	0	162	0	0	0	0	0	0	0	0	0	0	162
Total Funding	4,236	0	4,236	0	0	0	0	0	0	0	0	0	0	4,236

\$3,873,537 spent and encumbered through February 2021

\$3,848,554 spent and encumbered through February 2020

Project Status

Project is under construction.

FY 2021 Budget	4,236	0	4,236	0	0	0	0	0	0	0	0	0		4,236
Difference 2021 / 2022	0	0	0	0	0	0	0	0	0	0	0	0	0	0

None.

Project: S6274-FY2015 UPPER LITTLE PATUXENT PARALLEL SEWER

Description

A project for the design and construction of 2,500 LF of parallel sewer including streambank protection, and water/sewer utilities stream crossing protection adjacent to the Little Patuxent Interceptor Sewer, north of MD108.

Justification

The project is required to provide for adequate sewer capacity in the Little Patuxent sewer between MD108 and the confluence with the Plum Tree Branch sewer. Computer modeling based on population projections from the Department of Planning and Zoning have indicated that 2,000 feet of the existing Little Patuxent Interceptor north of MD108 will flow surcharged by the year 2020 if the sewer is not paralleled.

Remarks

1. The project was brought before the Public Works Board on December 10, 2008.
2. The Little Patuxent Interceptor south of MD108 to the Water Reclamation Plant in Savage has been lined under capital project S-6273 and paralleled under Capital Project S-6175.
3. Request represents engineer's updated construction cost estimate.

Project Schedule

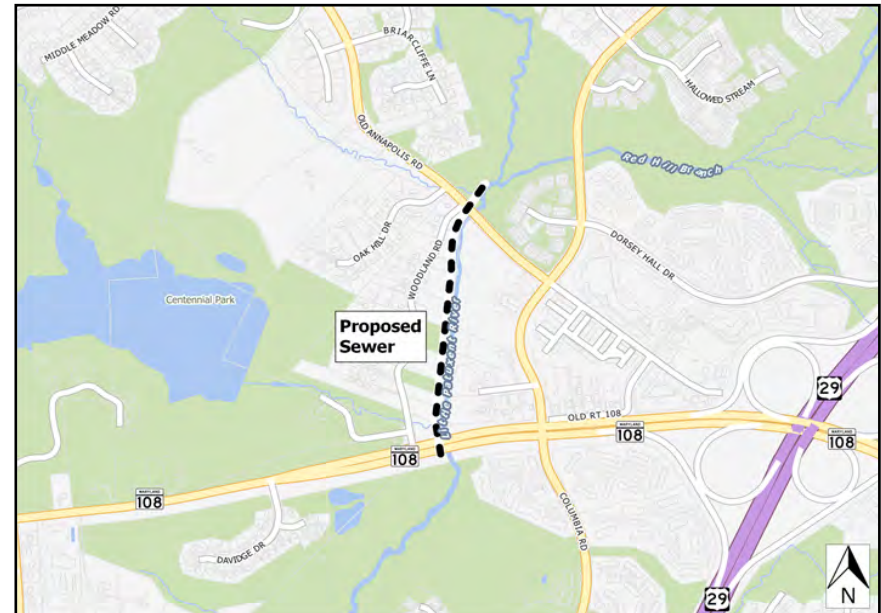
FY22 - Construction.

FY23 - Project complete. Close.

Operating Budget Impact

\$5,275 per year represents the cost of operation and maintenance of the sewer

FY2022 Bonds - Annual Debt Service Payment	91,626
FY2022 Bonds - 20-Year Total Debt Service Payment	1,832,514
Total Project Bonds - Annual Debt Service Payment	408,498
Total Project Bonds - 20-Year Total Debt Service Payment	8,169,959



Explanation of Changes

Request represents engineer's updated construction cost estimate.

Fiscal 2022 Capital Budget

SEWER PROJECTS

Project: S6274-FY2015 UPPER LITTLE PATUXENT PARALLEL SEWER

(In Thousands)	Five Year Capital Program										Master Plan			
	Prior Appr.	FY2022 Budget	Appr. Total	Fiscal 2023	Fiscal 2024	Fiscal 2025	Fiscal 2026	Fiscal 2027	Sub Total	Fiscal 2028	Fiscal 2029	Fiscal 2030	Fiscal 2031	Total Project
PLANS & ENGINEERING	500	0	500	0	0	0	0	0	0	0	0	0	0	500
LAND ACQUISITION	140	0	140	0	0	0	0	0	0	0	0	0	0	140
CONSTRUCTION	3,500	1,200	4,700	0	0	0	0	0	0	0	0	0	0	4,700
ADMINISTRATION	10	0	10	0	0	0	0	0	0	0	0	0	0	10
Total Expenditures	4,150	1,200	5,350	0	0	0	0	0	0	0	0	0	0	5,350
METRO DISTRICT BOND	4,150	1,200	5,350	0	0	0	0	0	0	0	0	0	0	5,350
Total Funding	4,150	1,200	5,350	0	0	0	0	0	0	0	0	0	0	5,350

\$709,817 spent and encumbered through February 2021

\$609,871 spent and encumbered through February 2020

Project Status

Sewer and stream bank study completed. Stream bank and water/sewer utility stream crossings completed. MDE/USACE Joint Permit Application completed. Land acquisition is completed. Project is under construction.

FY 2021 Budget	4,150	0	4,150	0	0	0	0	0	0	0	0	0		4,150
Difference 2021 / 2022	0	1,200	1,200	0	0	0	0	0	0	0	0	0	0	1,200

Request represents engineer's updated construction cost estimate.

Project: S6275-FY2012 DANIELS AREA PUMPING STATION

Description

A project for the study, design and construction of a wastewater pumping station and force main to serve the Daniels Area east of Old Frederick Road.

Justification

It is Howard County policy to provide gravity sewer service whenever possible. A pumping station is required in order to provide gravity sewer service to the properties east of North Rogers Avenue between Old Frederick Road and I-70. The Master Plan for Water and Sewerage has identified the Sunell Property as a location for a future pumping station to provide gravity sewer service to this drainage area. In order to insure that the station is properly sited to meet the needs of the drainage area, the Department of Public Works will work with the property owner in constructing the pumping station and force main in return for the property owner providing the land and infrastructure (grading, roads, etc.) to access the site during the development of the property.

Remarks

1. The project was brought before the Public Works Board on January 12, 2010.
2. Land for the pumping station is required from a property owner abutting I-70. The property owner has agreed to reserve land for a pumping station during the development of his property at no cost to the County and provide adequate sewer easements to access the adjoining properties.
3. The property owner will construct the road and infrastructure to access the pumping station site.

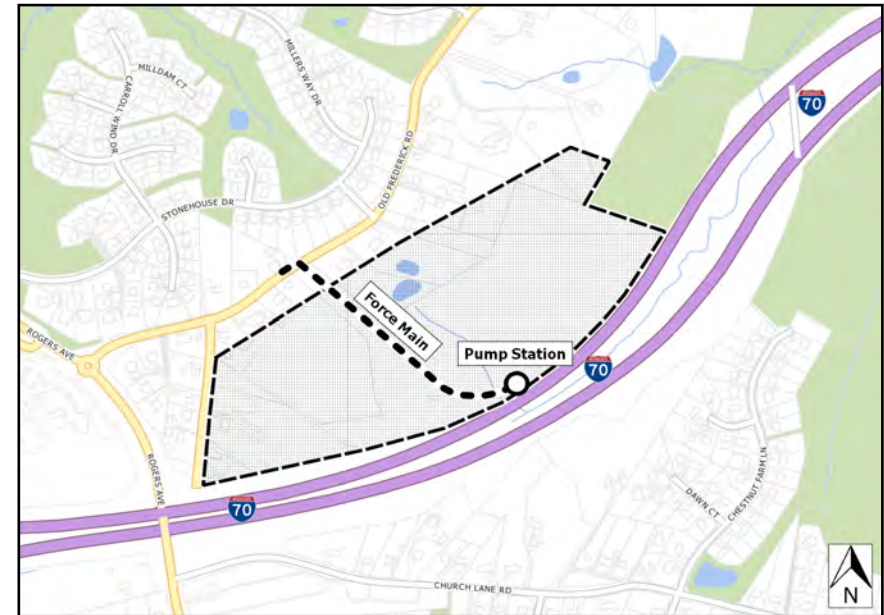
Project Schedule

FY22 - Close.

Operating Budget Impact

\$50,000 per year represents the cost of operation and maintenance of the pumping station.

FY2022 Bonds - Annual Debt Service Payment	0
FY2022 Bonds - 20-Year Total Debt Service Payment	0
Total Project Bonds - Annual Debt Service Payment	230,591
Total Project Bonds - 20-Year Total Debt Service Payment	4,611,827



Explanation of Changes

None.

Fiscal 2022 Capital Budget

SEWER PROJECTS

Project: S6275-FY2012 DANIELS AREA PUMPING STATION

(In Thousands)	Five Year Capital Program										Master Plan			
	Prior Appr.	FY2022 Budget	Appr. Total	Fiscal 2023	Fiscal 2024	Fiscal 2025	Fiscal 2026	Fiscal 2027	Sub Total	Fiscal 2028	Fiscal 2029	Fiscal 2030	Fiscal 2031	Total Project
PLANS & ENGINEERING	410	0	410	0	0	0	0	0	0	0	0	0	0	410
LAND ACQUISITION	600	0	600	0	0	0	0	0	0	0	0	0	0	600
CONSTRUCTION	2,000	0	2,000	0	0	0	0	0	0	0	0	0	0	2,000
ADMINISTRATION	10	0	10	0	0	0	0	0	0	0	0	0	0	10
Total Expenditures	3,020	0	3,020	0	0	0	0	0	0	0	0	0	0	3,020
METRO DISTRICT BOND	3,020	0	3,020	0	0	0	0	0	0	0	0	0	0	3,020
Total Funding	3,020	0	3,020	0	0	0	0	0	0	0	0	0	0	3,020

\$2,340,770 spent and encumbered through February 2021

\$2,326,369 spent and encumbered through February 2020

Project Status

Project is under construction.

FY 2021 Budget	3,020	0	3,020	0	0	0	0	0	0	0	0	0	0	3,020
Difference 2021 / 2022	0	0	0	0	0	0	0	0	0	0	0	0	0	0

None.

Project: S6276-FY2011 SEWER CLEANING MAPPING AND TELEVISION INSPECTION MAINTENANCE

Description

Develop a Sewer Manhole and Line Segment Inspection and Cleaning Program to include all County-owned water sewer lines within the collection system. During the cleaning process, sewer lines will be inspected, power cleaned and their operability and condition verified. Deficiencies found during inspection will be prioritized for repairs using in-house staff or outside contractors, funded through this project. This project includes the services of a consultant to assist with MDE Consent Agreement Compliance, to include on-site consultant services for compliance monitoring, development of a GIS mapping system for both water and sewer mains, as required by the Agreement and GIS mapping of areas cleaned, inspected, and repaired.

Justification

Howard County has entered into a Consent Agreement with the Maryland Department of the Environment (MDE) to reduce Sewer System Overflows (SSO's), and each of the activities included in this project are required by the Agreement.

Remarks

1. Sewer cleaning and inspections would commence by grids on an annual basis, including approximately one-fifth of all sewer lines in the system over a five year period.
2. There are approximately 1,000 miles of sewer line.
3. Preparation of a water|sewer GIS mapping layer linked to the Bureau's Hansen maintenance|management software is being developed by a consultant as part of the Consent Agreement with MDE.

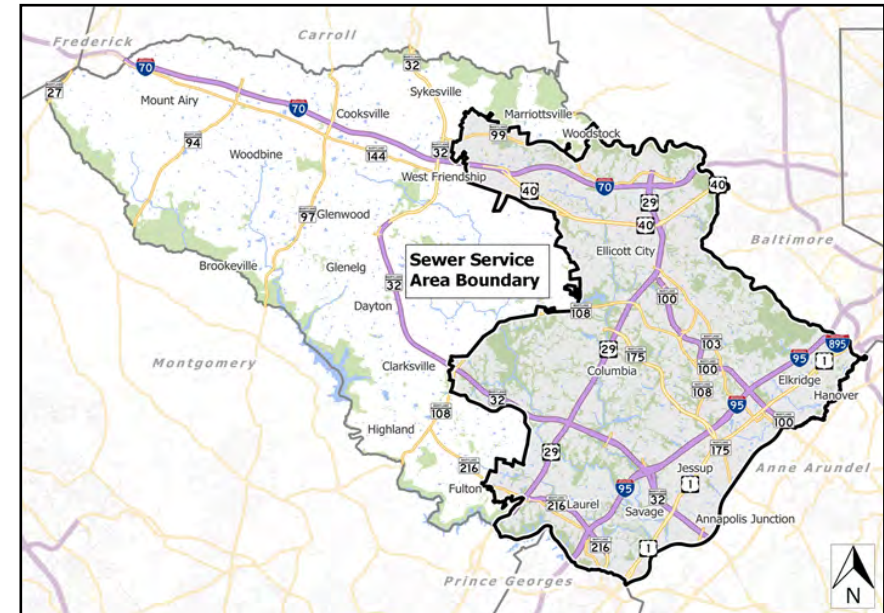
Project Schedule

On-going program. On-going projects: Continued Sewer Maintenance program in accordance with the MDE Consent Agreement; GIS integration with Hansen Asset Management Program.
 FY22 - Close. Work effort to continue under S6601 – Sewer Asset Management Program.

Operating Budget Impact

Reduction in labor|administrative costs anticipated.

FY2022 Bonds - Annual Debt Service Payment	0
FY2022 Bonds - 20-Year Total Debt Service Payment	0
Total Project Bonds - Annual Debt Service Payment	0
Total Project Bonds - 20-Year Total Debt Service Payment	0



Explanation of Changes

None.

Fiscal 2022 Capital Budget

SEWER PROJECTS

Project: S6276-FY2011 SEWER CLEANING MAPPING AND TELEVISION INSPECTION MAINTENANCE

(In Thousands)	Five Year Capital Program										Master Plan			
	Prior Appr.	FY2022 Budget	Appr. Total	Fiscal 2023	Fiscal 2024	Fiscal 2025	Fiscal 2026	Fiscal 2027	Sub Total	Fiscal 2028	Fiscal 2029	Fiscal 2030	Fiscal 2031	Total Project
PLANS & ENGINEERING	2,185	0	2,185	0	0	0	0	0	0	0	0	0	0	2,185
CONSTRUCTION	6,550	0	6,550	0	0	0	0	0	0	0	0	0	0	6,550
ADMINISTRATION	242	0	242	0	0	0	0	0	0	0	0	0	0	242
EQUIPMENT & FURNISHINGS	0	0	0	0	0	0	0	0	0	0	0	0	0	0
Total Expenditures	8,977	0	8,977	0	0	0	0	0	0	0	0	0	0	8,977
IN-AID of CONSTRUCT UTILITIES	8,977	0	8,977	0	0	0	0	0	0	0	0	0	0	8,977
Total Funding	8,977	0	8,977	0	0	0	0	0	0	0	0	0	0	8,977

\$8,532,988 spent and encumbered through February 2021

\$7,688,688 spent and encumbered through February 2020

Project Status

Completed FY20 and prior: 1. Contracts in place with outside contractors for sewer system inspection, cleaning, and rehabilitation. 2. County requirements contractors continuing to perform program cleaning in conformance with MDE Consent Order mandate. Cleaning efforts meeting mandated amounts. 3. Sewer cleaning, televised inspections, and smoke testing in upper and lower Little Patuxent basins. 4. Repairs performed as needed.

Completed FY21: Performed sewer cleaning, televised inspections, and smoke testing in the upper and lower Little Patuxent basins. Repairs performed as needed.

FY 2021 Budget	8,977	0	8,977	0	0	0	0	0	0	0	0	0		8,977
Difference 2021 / 2022	0	0	0	0	0	0	0	0	0	0	0	0	0	0

None.

Project: S6280-FY2013 HAMMOND PATUXENT INTERCEPTOR IMPROVEMENTS

Description

A project for the study, design and construction of 20,000 feet of parallel sewer in the Hammond Branch and Patuxent sewer drainage areas.

Justification

The improvements are required to prevent potential wastewater overflows and surcharged flow conditions within the interceptor sewers under ultimate zoning densities.

Remarks

1. Computer modeling under Capital Project S-6255 has identified areas of potential overflow and surcharge flow conditions under current zoning build-out.
2. Phase I of the Capital Project will correct potential wastewater overflow conditions and will consist of 9,000 feet of parallel sewer.
3. Phase II of the Capital Project will correct potential surcharged flow conditions within the sewer and will consist of 11,000 feet of parallel sewer.
4. The project was brought before the Public Works Board on January 10, 2012.
5. An emergency repair of 1,100 LF was completed under S6232.
6. Annapolis Junction Interceptor (20-5024) removed from project scope.

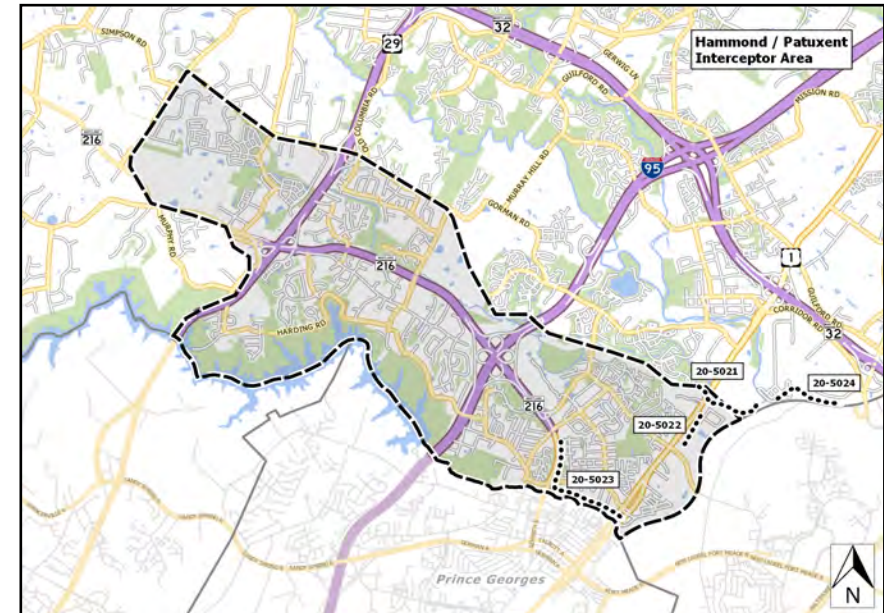
Project Schedule

- FY22 - Land Acquisition.
- FY23-FY25 - Construction.
- FY26 - Project complete, close.

Operating Budget Impact

The annual cost of operation and maintenance of the sewer is \$7,500.

FY2022 Bonds - Annual Debt Service Payment	0
FY2022 Bonds - 20-Year Total Debt Service Payment	0
Total Project Bonds - Annual Debt Service Payment	2,153,586
Total Project Bonds - 20-Year Total Debt Service Payment	43,071,718



Explanation of Changes

Budget request amended to meet revised project schedule.

Fiscal 2022 Capital Budget

SEWER PROJECTS

Project: S6280-FY2013 HAMMOND PATUXENT INTERCEPTOR IMPROVEMENTS

(In Thousands)	Five Year Capital Program										Master Plan			
	Prior Appr.	FY2022 Budget	Appr. Total	Fiscal 2023	Fiscal 2024	Fiscal 2025	Fiscal 2026	Fiscal 2027	Sub Total	Fiscal 2028	Fiscal 2029	Fiscal 2030	Fiscal 2031	Total Project
PLANS & ENGINEERING	2,730	0	2,730	0	0	0	0	0	0	0	0	0	0	2,730
LAND ACQUISITION	1,245	0	1,245	0	0	0	0	0	0	0	0	0	0	1,245
CONSTRUCTION	15,500	0	15,500	5,000	3,700	0	0	0	8,700	0	0	0	0	24,200
ADMINISTRATION	15	0	15	0	15	0	0	0	15	0	0	0	0	30
EQUIPMENT & FURNISHINGS	0	0	0	0	0	0	0	0	0	0	0	0	0	0
Total Expenditures	19,490	0	19,490	5,000	3,715	0	0	0	8,715	0	0	0	0	28,205
METRO DISTRICT BOND	19,490	0	19,490	5,000	3,715	0	0	0	8,715	0	0	0	0	28,205
Total Funding	19,490	0	19,490	5,000	3,715	0	0	0	8,715	0	0	0	0	28,205

\$3,698,600 spent and encumbered through February 2021

\$3,646,200 spent and encumbered through February 2020

Project Status

Phase I- Evaluation of the alignment alternatives and determination of environmental impacts completed. Geotechnical investigation completed. Design of sewer is completed. MDE|USACE Joint Permit Application completed. Land acquisition is in progress.

FY 2021 Budget	19,490	5,000	24,490	3,700	3,015	0	0	0	6,715	0	0	0		31,205
Difference 2021 / 2022	0	(5,000)	(5,000)	1,300	700	0	0	0	2,000	0	0	0	0	(3,000)

Budget request amended to meet revised estimated project schedule.

Project: S6281-FY2013 DORSEY GUILFORD INTERCEPTOR IMPROVEMENTS

Description

A project for the study, design and construction of 14,600 feet of parallel sewer in the Dorsey Run and Guilford Run sewer drainage areas.

Justification

The improvements are required to prevent potential wastewater overflows and surcharged flow conditions within the interceptor sewers under ultimate zoning densities.

Remarks

1. Computer modeling under Capital Project S6255 has identified areas of potential overflow and surcharge flow conditions under current zoning build-out.
2. Phase I of the Capital Project will correct potential wastewater overflow conditions and will consist of construction of a new junction chamber and 2,000 feet of parallel sewer.
3. Phase II of the Capital Project will correct potential surcharged flow conditions within the sewer and will consist of 12,600 feet of parallel sewer.
4. The project was brought before the Public Works Board on January 10, 2012.

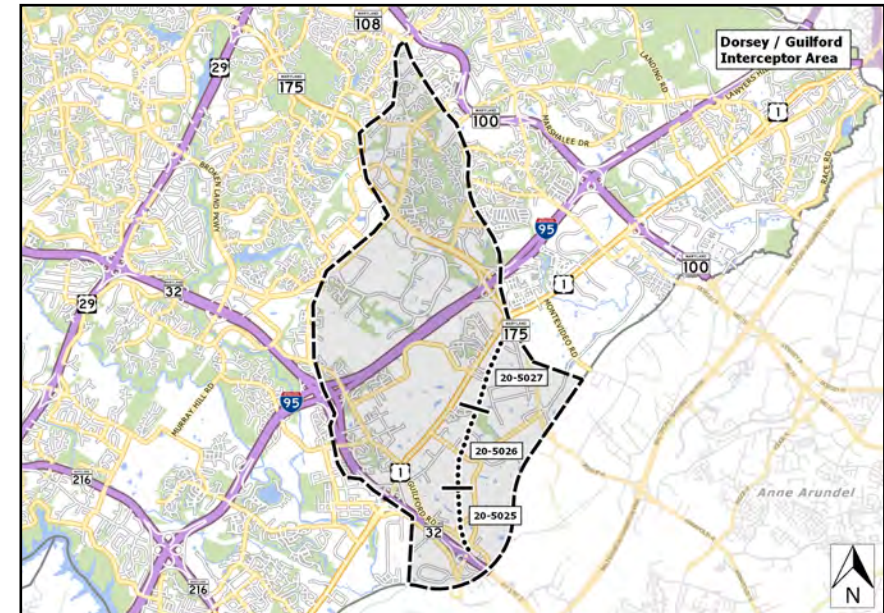
Project Schedule

- FY22 - Permitting, Land Acquisition.
- FY23-FY24 - Construction.
- FY25 - Project complete, close.

Operating Budget Impact

The annual cost of operation and maintenance of the sewer is \$5,500.

FY2022 Bonds - Annual Debt Service Payment	0
FY2022 Bonds - 20-Year Total Debt Service Payment	0
Total Project Bonds - Annual Debt Service Payment	1,020,481
Total Project Bonds - 20-Year Total Debt Service Payment	20,409,626



Explanation of Changes

Budget request amended to meet revised project schedule.

Fiscal 2022 Capital Budget

SEWER PROJECTS

Project: S6281-FY2013 DORSEY GUILFORD INTERCEPTOR IMPROVEMENTS

(In Thousands)	Five Year Capital Program										Master Plan			
	Prior Appr.	FY2022 Budget	Appr. Total	Fiscal 2023	Fiscal 2024	Fiscal 2025	Fiscal 2026	Fiscal 2027	Sub Total	Fiscal 2028	Fiscal 2029	Fiscal 2030	Fiscal 2031	Total Project
PLANS & ENGINEERING	1,950	0	1,950	0	0	0	0	0	0	0	0	0	0	1,950
LAND ACQUISITION	900	0	900	0	0	0	0	0	0	0	0	0	0	900
CONSTRUCTION	9,480	0	9,480	1,000	0	0	0	0	1,000	0	0	0	0	10,480
ADMINISTRATION	10	0	10	5	15	0	0	0	20	0	0	0	0	30
OTHER	5	0	5	0	0	0	0	0	0	0	0	0	0	5
Total Expenditures	12,345	0	12,345	1,005	15	0	0	0	1,020	0	0	0	0	13,365
METRO DISTRICT BOND	12,345	0	12,345	1,005	15	0	0	0	1,020	0	0	0	0	13,365
Total Funding	12,345	0	12,345	1,005	15	0	0	0	1,020	0	0	0	0	13,365

\$1,095,229 spent and encumbered through February 2021

\$1,095,229 spent and encumbered through February 2020

Project Status

Evaluation of the alignment alternatives and determination of environmental impacts completed. Geotechnical investigation completed. Design of sewer is completed. MDE|USACE Joint Permit Application completed. Land acquisition is in progress.

FY 2021 Budget	12,345	1,005	13,350	5	10	0	0	0	15	0	0	0		13,365
Difference 2021 / 2022	0	(1,005)	(1,005)	1,000	5	0	0	0	1,005	0	0	0	0	0

Budget request amended to meet revised estimated project schedule.

Project: S6282-FY2013 BONNIE BRANCH/ROCKBURN INTERCEPTOR IMPROVEMENTS

Description

A project for the design and rehabilitation of 6,100 feet of interceptor sewer in the Bonnie Branch sewer drainage area and the re-commissioning and upgrade of the Kerger Road Pumping Station and force main.

Justification

The improvements are required to prevent potential wastewater overflows and surcharged flow conditions within the interceptor sewers under ultimate zoning densities.

Remarks

1. Computer modeling under capital project S-6250 has identified areas of potential overflow and surcharge flow conditions under current zoning build-out.
2. Phase I of the capital project will consist of the re-commissioning of the Kerger Road Pumping Station.
3. Phase II of the capital project will correct potential surcharged flow conditions within the sewer and will consist of the rehabilitation of 6,100 feet of interceptor sewer including the construction of a new billing meter and vault.
4. The project was brought before the Public Works Board on January 10, 2012.
5. The project scope has been reduced due to the re-commissioning of the Kerger Road Pumping Station. The Kerger Road station will divert wastewater flows to the Shallow Run Interceptor reducing the improvements needed in the Bonnie Branch and Rockburn Interceptors.

Project Schedule

Phase II

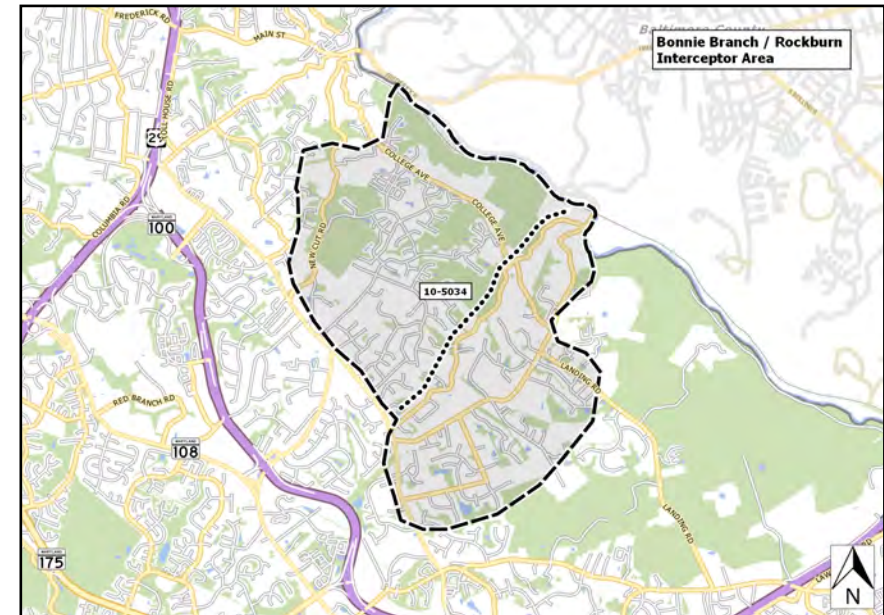
FY22 - Construction, Project complete.

FY23 - Close.

Operating Budget Impact

The annual cost of operation and maintenance of the sewer is \$12,000, and the annual cost of operation and maintenance of the sewage pumping station is \$50,000.

FY2022 Bonds - Annual Debt Service Payment	0
FY2022 Bonds - 20-Year Total Debt Service Payment	0
Total Project Bonds - Annual Debt Service Payment	403,153
Total Project Bonds - 20-Year Total Debt Service Payment	8,063,062



Explanation of Changes

None.

Fiscal 2022 Capital Budget

SEWER PROJECTS

Project: S6282-FY2013 BONNIE BRANCH/ROCKBURN INTERCEPTOR IMPROVEMENTS

(In Thousands)	Five Year Capital Program									Master Plan				
	Prior Appr.	FY2022 Budget	Appr. Total	Fiscal 2023	Fiscal 2024	Fiscal 2025	Fiscal 2026	Fiscal 2027	Sub Total	Fiscal 2028	Fiscal 2029	Fiscal 2030	Fiscal 2031	Total Project
PLANS & ENGINEERING	1,250	0	1,250	0	0	0	0	0	0	0	0	0	0	1,250
LAND ACQUISITION	155	0	155	0	0	0	0	0	0	0	0	0	0	155
CONSTRUCTION	3,900	0	3,900	0	0	0	0	0	0	0	0	0	0	3,900
ADMINISTRATION	20	0	20	0	0	0	0	0	0	0	0	0	0	20
EQUIPMENT & FURNISHINGS	0	0	0	0	0	0	0	0	0	0	0	0	0	0
Total Expenditures	5,325	0	5,325	0	0	0	0	0	0	0	0	0	0	5,325
METRO DISTRICT BOND	5,280	0	5,280	0	0	0	0	0	0	0	0	0	0	5,280
OTHER SOURCES	45	0	45	0	0	0	0	0	0	0	0	0	0	45
Total Funding	5,325	0	5,325	0	0	0	0	0	0	0	0	0	0	5,325

\$2,019,075 spent and encumbered through February 2021

\$1,932,404 spent and encumbered through February 2020

Project Status

Phase 1: Complete.

Phase 2: Under construction.

FY 2021 Budget	5,325	0	5,325	0	0	0	0	0	0	0	0	0		5,325
Difference 2021 / 2022	0	0	0	0	0	0	0	0	0	0	0	0	0	0

None.

Project: S6283-FY2013 TIBER SUCKER BRANCH INTERCEPTOR IMPROVEMENTS

Description

A project for the design and construction of 18,250 feet of parallel sewer in the Tiber Branch & Sucker Branch sewer drainage areas.

Justification

The improvements are required to prevent potential wastewater overflows and surcharged flow conditions within the interceptor sewers under ultimate zoning densities.

Remarks

1. Computer modeling under Capital Project S6250 identified areas of potential overflow and surcharge flow conditions under current zoning build-out.
2. The project was brought before the Public Works Board on January 12, 2012.
3. The capital project will correct potential wastewater overflow conditions.
4. The Tiber Branch Interceptor Improvements are divided into (4) phases:
 - a. Phase 1 (10-5060) - approx. 1,400 ft of sewer main and manhole replacement in 8500-8600 block of Main St, Ellicott City, coordination with Capital Project D1165.
 - b. Phase 2 (10-5117) - approx. 2,000 ft of CIPP lining, point repairs and manhole rehab. in the 8600 block of Main St, Ellicott City.
 - c. Phase 3 (10-5118) - approx. 2,850 ft of sewer and manhole replacement west of US29 between Frederick Rd and the St. John's Lane|US40 intersection.
 - d. Phase 4 (10-5119) - relocation and replacement of the existing Tiber Meter Vault.
5. Sucker Branch Interceptor Improvements are divided into two (2) phases:
 - a. Phase 1 (10-4915) - approx. 250 ft of sewer main and manhole replacement, and approx. 650 ft of CIPP lining in the Sucker Branch between Sylvan Ln and the Patapsco River.
 - b. Phase 2 (10-5061) - approx. 5,500 ft of sewer and manhole replacement and approx. 5,600 ft of CIPP lining in the Sucker Branch between the Rogers Ave|Town & Country Blvd Intersection and Sylvan Ln.
6. Request represents latest engineer's estimate.

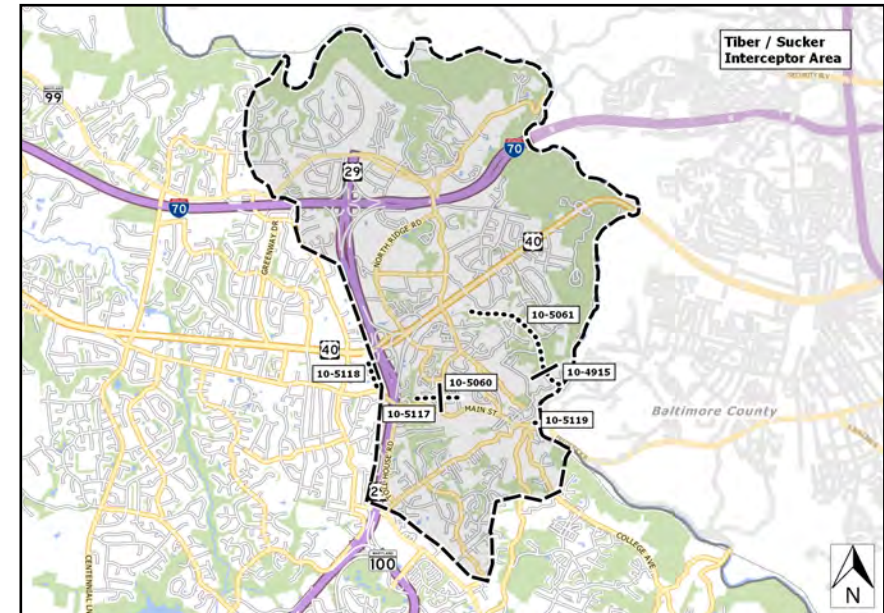
Project Schedule

- FY22 - Construction.
- FY23 - Construction.
- FY24 - Construction, Project complete.
- FY25 - Close.

Operating Budget Impact

The annual cost of operation and maintenance of the sewer is \$38,000.

FY2022 Bonds - Annual Debt Service Payment	76,355
FY2022 Bonds - 20-Year Total Debt Service Payment	1,527,095
Total Project Bonds - Annual Debt Service Payment	1,542,366
Total Project Bonds - 20-Year Total Debt Service Payment	30,847,321



Explanation of Changes

Budget amended to meet revised project schedule and latest engineer's estimate.

Fiscal 2022 Capital Budget

SEWER PROJECTS

Project: S6283-FY2013 TIBER SUCKER BRANCH INTERCEPTOR IMPROVEMENTS

(In Thousands)	Five Year Capital Program										Master Plan			
	Prior Appr.	FY2022 Budget	Appr. Total	Fiscal 2023	Fiscal 2024	Fiscal 2025	Fiscal 2026	Fiscal 2027	Sub Total	Fiscal 2028	Fiscal 2029	Fiscal 2030	Fiscal 2031	Total Project
PLANS & ENGINEERING	3,540	0	3,540	0	0	0	0	0	0	0	0	0	0	3,540
LAND ACQUISITION	1,445	0	1,445	0	0	0	0	0	0	0	0	0	0	1,445
CONSTRUCTION	6,160	1,000	7,160	8,000	0	0	0	0	8,000	0	0	0	0	15,160
ADMINISTRATION	55	0	55	0	0	0	0	0	0	0	0	0	0	55
EQUIPMENT & FURNISHINGS	0	0	0	0	0	0	0	0	0	0	0	0	0	0
Total Expenditures	11,200	1,000	12,200	8,000	0	0	0	0	8,000	0	0	0	0	20,200
METRO DISTRICT BOND	11,200	1,000	12,200	8,000	0	0	0	0	8,000	0	0	0	0	20,200
Total Funding	11,200	1,000	12,200	8,000	0	0	0	0	8,000	0	0	0	0	20,200

\$4,582,967 spent and encumbered through February 2021

\$3,930,841 spent and encumbered through February 2020

Project Status

Tiber Branch Interceptor: Phase 1 is under construction; Phase 2 completed FY21; Phase 3 is under construction; Phase 4 design to resume upon completion of Tiber Phase 3 construction.

Sucker Branch Interceptor: Phase 1 completed FY20; Phase 2 is under construction.

FY 2021 Budget	11,200	6,500	17,700	0	0	0	0	0	0	0	0	0		17,700
Difference 2021 / 2022	0	(5,500)	(5,500)	8,000	0	0	0	0	8,000	0	0	0	0	2,500

Budget amended to meet revised project schedule and latest engineer's estimate.

Fiscal 2022 Capital Budget

SEWER PROJECTS

Project: S6284-FY2013 DEEP RUN SHALLOW RUN INTERCEPTOR IMPROVEMENTS

(In Thousands)	Five Year Capital Program									Master Plan				
	Prior Appr.	FY2022 Budget	Appr. Total	Fiscal 2023	Fiscal 2024	Fiscal 2025	Fiscal 2026	Fiscal 2027	Sub Total	Fiscal 2028	Fiscal 2029	Fiscal 2030	Fiscal 2031	Total Project
PLANS & ENGINEERING	5,280	0	5,280	0	0	0	0	0	0	0	0	0	0	5,280
LAND ACQUISITION	5,075	0	5,075	0	0	0	0	0	0	0	0	0	0	5,075
CONSTRUCTION	13,200	0	13,200	8,000	4,500	4,000	0	0	16,500	0	0	0	0	29,700
ADMINISTRATION	70	0	70	0	0	0	0	0	0	0	0	0	0	70
Total Expenditures	23,625	0	23,625	8,000	4,500	4,000	0	0	16,500	0	0	0	0	40,125
METRO DISTRICT BOND	23,625	0	23,625	8,000	4,500	4,000	0	0	16,500	0	0	0	0	40,125
Total Funding	23,625	0	23,625	8,000	4,500	4,000	0	0	16,500	0	0	0	0	40,125

\$5,162,606 spent and encumbered through February 2021

\$4,779,634 spent and encumbered through February 2020

Project Status

Shallow Run is under design, permitting and land acquisition. Deep Run is under land acquisition and construction.

FY 2021 Budget	23,625	13,815	37,440	0	0	0	0	0	0	0	0	0		37,440
Difference 2021 / 2022	0	(13,815)	(13,815)	8,000	4,500	4,000	0	0	16,500	0	0	0	0	2,685

Budget request amended to meet revised project schedule

Project: S6285-FY2017 MD108 PUMP STATION OUTFALL IMPROVEMENTS

Description

A project for the design and construction of 1,585 feet of parallel sewer in the Tiber Branch sewer drainage area to support flows from the MD108 Pumping Station.

Justification

The improvements are required to prevent potential wastewater overflows and surcharged flow conditions within the interceptor sewers under ultimate zoning densities.

Remarks

1. Computer modeling under Capital Project S6250 has identified areas of potential overflow and surcharge flow conditions under current zoning build-out.
2. During emergency conditions, the MD Route 108 Pumping Station diverts flow from the Little Patuxent sewer service area to the Patapsco sewer service area by way of the Cat Rock Branch | Tiber Branch Interceptor sewer. The improvements are necessary to allow an emergency diversion of wastewater flows into the Patapsco Interceptor without resulting in potential overflow or surcharged conditions.
3. The project was brought before the Public Works Board on January 10, 2012.

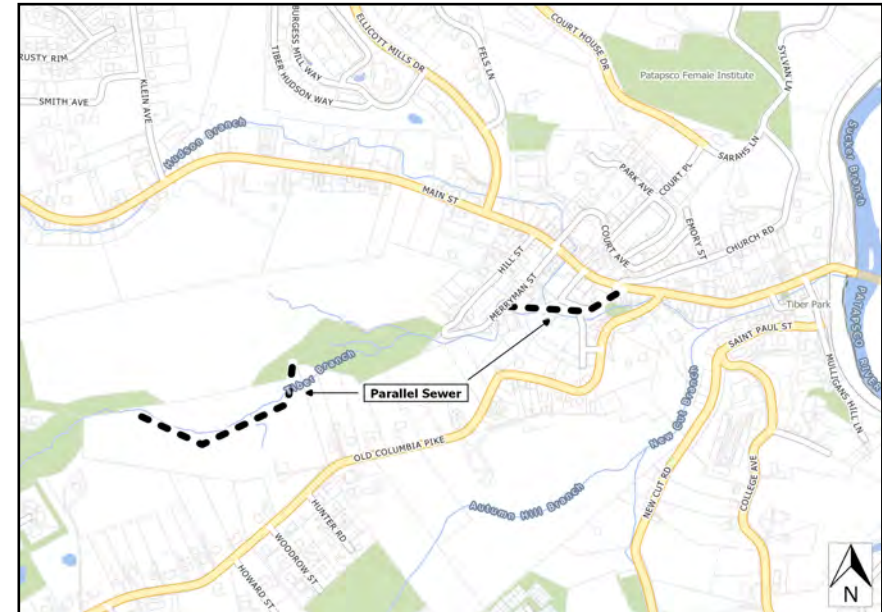
Project Schedule

- FY22 - Design, Permitting, Land Acquisition.
- FY23 - Construction.
- FY24 - Construction, project complete, close.

Operating Budget Impact

The annual cost of operation and maintenance of the sewer is \$700.

FY2022 Bonds - Annual Debt Service Payment	0
FY2022 Bonds - 20-Year Total Debt Service Payment	0
Total Project Bonds - Annual Debt Service Payment	438,658
Total Project Bonds - 20-Year Total Debt Service Payment	8,773,161



Explanation of Changes

Prior budget schedule adjusted to match anticipated engineering and construction schedule.

Fiscal 2022 Capital Budget

SEWER PROJECTS

Project: S6285-FY2017 MD108 PUMP STATION OUTFALL IMPROVEMENTS

(In Thousands)	Five Year Capital Program									Master Plan				
	Prior Appr.	FY2022 Budget	Appr. Total	Fiscal 2023	Fiscal 2024	Fiscal 2025	Fiscal 2026	Fiscal 2027	Sub Total	Fiscal 2028	Fiscal 2029	Fiscal 2030	Fiscal 2031	Total Project
PLANS & ENGINEERING	590	0	590	0	0	0	0	0	0	0	0	0	0	590
LAND ACQUISITION	100	0	100	0	230	0	0	0	230	0	0	0	0	330
CONSTRUCTION	1,220	0	1,220	0	3,590	0	0	0	3,590	0	0	0	0	4,810
ADMINISTRATION	10	0	10	0	5	0	0	0	5	0	0	0	0	15
Total Expenditures	1,920	0	1,920	0	3,825	0	0	0	3,825	0	0	0	0	5,745
METRO DISTRICT BOND	1,920	0	1,920	0	3,825	0	0	0	3,825	0	0	0	0	5,745
Total Funding	1,920	0	1,920	0	3,825	0	0	0	3,825	0	0	0	0	5,745

\$100,615 spent and encumbered through February 2021

\$109,923 spent and encumbered through February 2020

Project Status

Project is on hold pending an engineering evaluation regarding the necessity of the MD108 Pump Station, and coordination with the Tiber 1 (T1) Pond Project.

FY 2021 Budget	1,920	3,825	5,745	0	0	0	0	0	0	0	0	0		5,745
Difference 2021 / 2022	0	(3,825)	(3,825)	0	3,825	0	0	0	3,825	0	0	0	0	0

Prior budget schedule adjusted to match anticipated engineering and construction schedule.

Project: S6287-FY2017 NORTH LAUREL PUMP STATION PARALLEL FORCE MAIN

Description

Design and construction of approximately 5,200 feet of parallel force main and 2,500 feet of gravity sewer to supplement the pumping capacity of the North Laurel Wastewater Pumping Station.

Justification

The parallel force main is required to allow for a greater pumping capacity with the existing pumps.

Remarks

1. Computer modeling under Capital Project S6255 has identified the need to upgrade the capacity of the North Laurel Pumping Station to handle the ultimate projected flows.
2. The project was brought before the Public Works Board on January 10, 2012.
3. Project schedule revised from FY21 to FY17 due to results of condition assessment of existing FM.

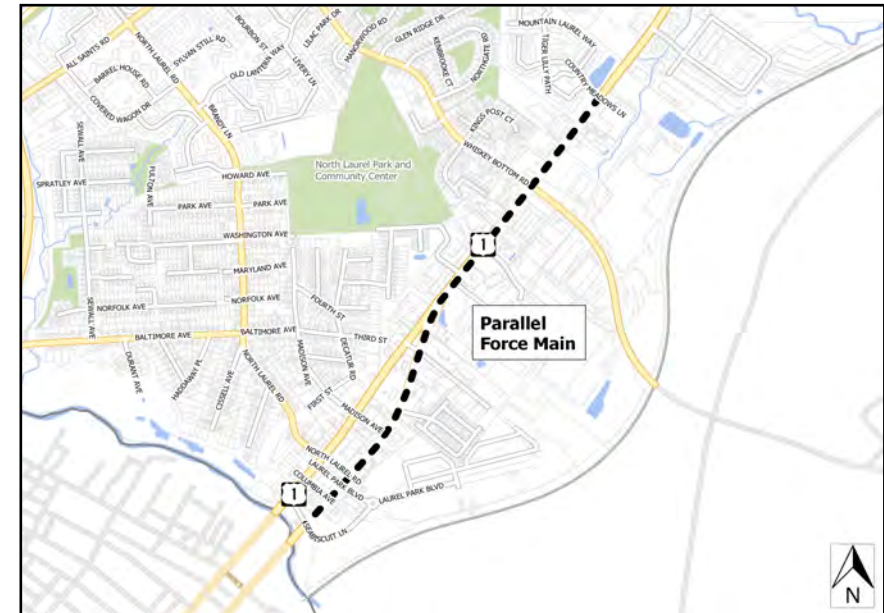
Project Schedule

- FY22 - Design, Permitting, Land Acquisition.
- FY23 - Construction.
- FY24 - Project complete, close.

Operating Budget Impact

The annual cost of operation and maintenance of the sewer is \$ 20,000.

FY2022 Bonds - Annual Debt Service Payment	0
FY2022 Bonds - 20-Year Total Debt Service Payment	0
Total Project Bonds - Annual Debt Service Payment	687,956
Total Project Bonds - 20-Year Total Debt Service Payment	13,759,127



Explanation of Changes

Budget amended to meet revised project schedule.

Fiscal 2022 Capital Budget

SEWER PROJECTS

Project: S6287-FY2017 NORTH LAUREL PUMP STATION PARALLEL FORCE MAIN

(In Thousands)	Five Year Capital Program										Master Plan			
	Prior Appr.	FY2022 Budget	Appr. Total	Fiscal 2023	Fiscal 2024	Fiscal 2025	Fiscal 2026	Fiscal 2027	Sub Total	Fiscal 2028	Fiscal 2029	Fiscal 2030	Fiscal 2031	Total Project
PLANS & ENGINEERING	500	0	500	0	0	0	0	0	0	0	0	0	0	500
CONSTRUCTION	2,000	0	2,000	2,500	4,000	0	0	0	6,500	0	0	0	0	8,500
ADMINISTRATION	10	0	10	0	0	0	0	0	0	0	0	0	0	10
Total Expenditures	2,510	0	2,510	2,500	4,000	0	0	0	6,500	0	0	0	0	9,010
METRO DISTRICT BOND	2,510	0	2,510	2,500	4,000	0	0	0	6,500	0	0	0	0	9,010
Total Funding	2,510	0	2,510	2,500	4,000	0	0	0	6,500	0	0	0	0	9,010

\$179,514 spent and encumbered through February 2021

\$179,514 spent and encumbered through February 2020

Project Status

Alignment alternatives studies completed. Project is under design.

FY 2021 Budget	2,510	2,500	5,010	0	0	0	0	0	0	0	0	0		5,010
Difference 2021 / 2022	0	(2,500)	(2,500)	2,500	4,000	0	0	0	6,500	0	0	0	0	4,000

Prior budget request amended to meet revised estimated project cost and schedule.

Project: S6294-FY2015 ANNAPOLIS JUNCTION PUMPING STATION RENOVATION

Description

A project for the renovation of the Annapolis Junction Pumping Station.

Justification

The County has been requested to make certain modifications to the existing Annapolis Junction Pumping Station to accommodate planned land use by the adjacent property owners. The modifications include fence relocations and installation of odor control facilities. The requested modifications will be paid for by adjacent land owners. Other desired station improvements will be cost shared between the County and the adjacent land owners.

Remarks

1. Requested modifications to the pumping station will be contingent on receipt of funds from those requesting the modifications.
2. Other sources represent developer contributions and funds received from the adjacent land owners.
3. The project was brought before the Public Works Board on January 14, 2014.

Project Schedule

FY22 - Construction, project complete.
 FY23 - Close.

Operating Budget Impact

The annual cost of operation and maintenance will be unchanged.

FY2022 Bonds - Annual Debt Service Payment	0
FY2022 Bonds - 20-Year Total Debt Service Payment	0
Total Project Bonds - Annual Debt Service Payment	0
Total Project Bonds - 20-Year Total Debt Service Payment	0



Explanation of Changes

None.

Fiscal 2022 Capital Budget

SEWER PROJECTS

Project: S6294-FY2015 ANNAPOLIS JUNCTION PUMPING STATION RENOVATION

(In Thousands)	Five Year Capital Program									Master Plan				
	Prior Appr.	FY2022 Budget	Appr. Total	Fiscal 2023	Fiscal 2024	Fiscal 2025	Fiscal 2026	Fiscal 2027	Sub Total	Fiscal 2028	Fiscal 2029	Fiscal 2030	Fiscal 2031	Total Project
PLANS & ENGINEERING	85	0	85	0	0	0	0	0	0	0	0	0	0	85
CONSTRUCTION	1,530	0	1,530	0	0	0	0	0	0	0	0	0	0	1,530
ADMINISTRATION	25	0	25	0	0	0	0	0	0	0	0	0	0	25
Total Expenditures	1,640	0	1,640	0	0	0	0	0	0	0	0	0	0	1,640
IN-AID of CONSTRUCT UTILITIES	1,515	0	1,515	0	0	0	0	0	0	0	0	0	0	1,515
OTHER SOURCES	125	0	125	0	0	0	0	0	0	0	0	0	0	125
Total Funding	1,640	0	1,640	0	0	0	0	0	0	0	0	0	0	1,640

\$1,431,753 spent and encumbered through February 2021

\$146,380 spent and encumbered through February 2020

Project Status

Project is under construction.

FY 2021 Budget	1,640	0	1,640	0	0	0	0	0	0	0	0	0	0	1,640
Difference 2021 / 2022	0	0	0	0	0	0	0	0	0	0	0	0	0	0

None.

Project: S6295-FY2016 LPWRP 8th ADDITION BIOSOLIDS PROCESSING FACILITIES

Description

A project to design and construct new biosolids processing facilities at the Little Patuxent Water Reclamation Plant (LPWRP) for the purpose of meeting new Maryland Department of the Environment (MDE) biosolids storage and disposal regulations, achieve volume reduction, and enhance quality for end-use purposes. Work may include the performance of energy audits, alternative power source upgrades and/or the installation of energy conservation techniques at the plant or system facilities.

Justification

Biosolids from Howard County's LPWRP are currently dewatered, treated using an advanced alkaline (lime) stabilization process, and applied in bulk as a fertilizer to agricultural fields within Maryland.

Remarks

1. Howard County completed a Biosolids Master Plan and Preliminary Engineering Report that recommend replacing the existing RDP advanced lime stabilization process with anaerobic digestion and direct heat drying to produce a Class A, exceptional quality (EQ), dried biosolids product.
2. The project is being designed and constructed via a Construction Manager at Risk (CMAR) alternative delivery process.

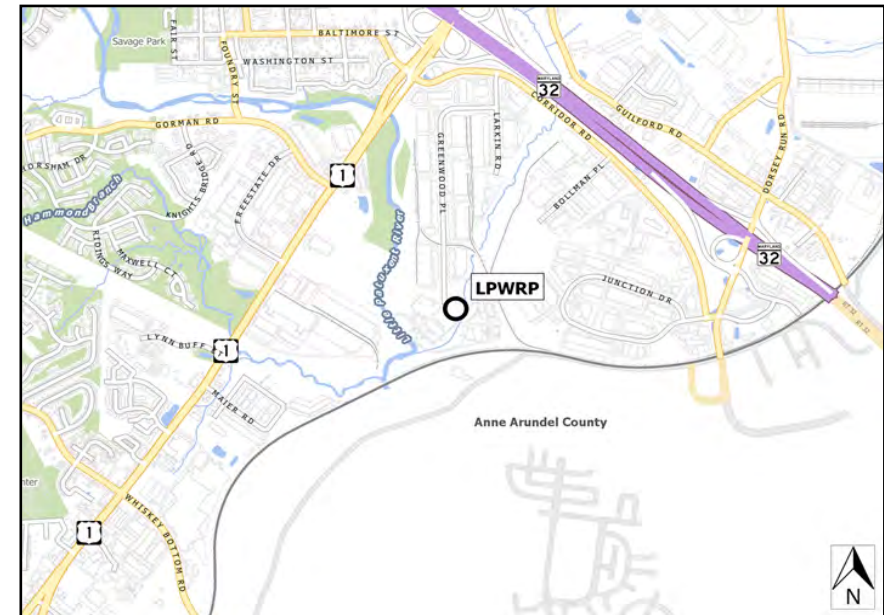
Project Schedule

FY22 - Project complete. Close.

Operating Budget Impact

The annual operation and maintenance of the new biosolids processing facilities will be included in the Operating Budget of the Bureau of Utilities, and the cost of operation and maintenance is recovered through the User Rates.

FY2022 Bonds - Annual Debt Service Payment	0
FY2022 Bonds - 20-Year Total Debt Service Payment	0
Total Project Bonds - Annual Debt Service Payment	7,776,350
Total Project Bonds - 20-Year Total Debt Service Payment	155,527,003



Explanation of Changes

None.

Fiscal 2022 Capital Budget

SEWER PROJECTS

Project: S6295-FY2016 LPWRP 8th ADDITION BIOSOLIDS PROCESSING FACILITIES

(In Thousands)	Five Year Capital Program										Master Plan			
	Prior Appr.	FY2022 Budget	Appr. Total	Fiscal 2023	Fiscal 2024	Fiscal 2025	Fiscal 2026	Fiscal 2027	Sub Total	Fiscal 2028	Fiscal 2029	Fiscal 2030	Fiscal 2031	Total Project
PLANS & ENGINEERING	19,200	0	19,200	0	0	0	0	0	0	0	0	0	0	19,200
CONSTRUCTION	95,000	0	95,000	0	0	0	0	0	0	0	0	0	0	95,000
ADMINISTRATION	2,880	0	2,880	0	0	0	0	0	0	0	0	0	0	2,880
EQUIPMENT & FURNISHINGS	0	0	0	0	0	0	0	0	0	0	0	0	0	0
Total Expenditures	117,080	0	117,080	0	0	0	0	0	0	0	0	0	0	117,080
UTILITY CASH	15,235	0	15,235	0	0	0	0	0	0	0	0	0	0	15,235
METRO DISTRICT BOND	101,845	0	101,845	0	0	0	0	0	0	0	0	0	0	101,845
Total Funding	117,080	0	117,080	0	0	0	0	0	0	0	0	0	0	117,080

\$114,650,793 spent and encumbered through February 2021

\$113,108,174 spent and encumbered through February 2020

Project Status As of October 7, 2020, construction is complete and the new equipment is being started and commissioned. Final completion is due by December 31, 2020.

FY 2021 Budget	117,080	0	117,080	0	0	0	0	0	0	0	0	0		117,080
Difference 2021 / 2022	0	0	0	0	0	0	0	0	0	0	0	0	0	0

None.

Project: S6297-FY2016 OLD FREDERICK ROAD PUMPING STATION UPGRADE

Description

A project for the design and construction of upgrades to increase the pumping capacity of the Old Frederick Road Pumping Station. Work includes upstream improvements to collection system choke points, improvements to the station discharge force main and downstream interceptor sewer in conjunction with increasing the station capacity.

Justification

The pumping station is currently operating at capacity. A desktop analysis performed under Capital Project S6275 has indicated the need to upgrade capacity of the Old Frederick Pumping Station to handle projected flow conditions. The pumps, motors, controls and associated piping will be upgraded.

Remarks

The project was brought before the Public Works Board on December 09, 2014.

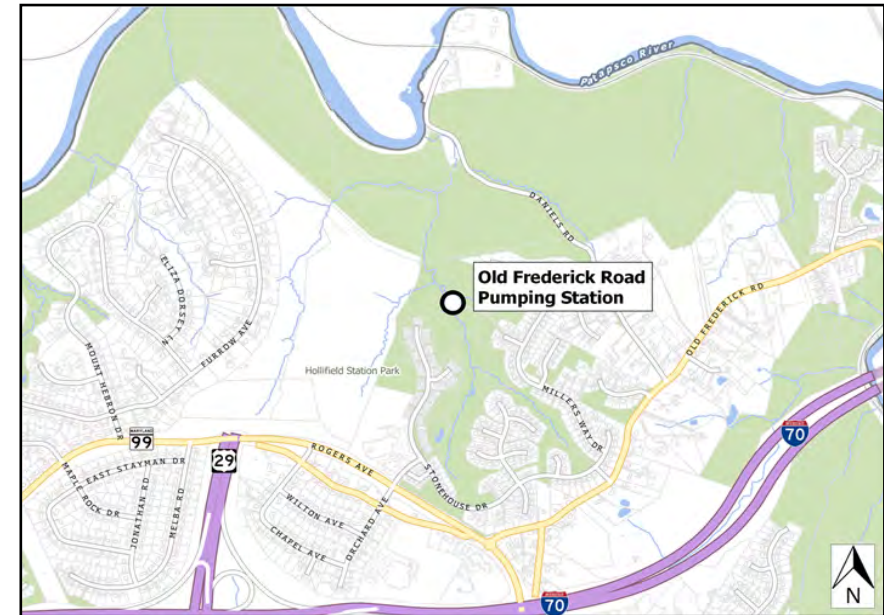
Project Schedule

- FY22 - Design and land acquisition.
- FY23 - Construction, project complete.
- FY24 - Close.

Operating Budget Impact

The annual cost of operation and maintenance of the sewer pumping station is \$50,000.

FY2022 Bonds - Annual Debt Service Payment	0
FY2022 Bonds - 20-Year Total Debt Service Payment	0
Total Project Bonds - Annual Debt Service Payment	132,476
Total Project Bonds - 20-Year Total Debt Service Payment	2,649,510



Explanation of Changes

None.

Fiscal 2022 Capital Budget

SEWER PROJECTS

Project: S6297-FY2016 OLD FREDERICK ROAD PUMPING STATION UPGRADE

(In Thousands)	Five Year Capital Program									Master Plan				
	Prior Appr.	FY2022 Budget	Appr. Total	Fiscal 2023	Fiscal 2024	Fiscal 2025	Fiscal 2026	Fiscal 2027	Sub Total	Fiscal 2028	Fiscal 2029	Fiscal 2030	Fiscal 2031	Total Project
PLANS & ENGINEERING	200	0	200	0	0	0	0	0	0	0	0	0	0	200
LAND ACQUISITION	30	0	30	0	0	0	0	0	0	0	0	0	0	30
CONSTRUCTION	1,500	0	1,500	0	0	0	0	0	0	0	0	0	0	1,500
ADMINISTRATION	5	0	5	0	0	0	0	0	0	0	0	0	0	5
Total Expenditures	1,735	0	1,735	0	0	0	0	0	0	0	0	0	0	1,735
METRO DISTRICT BOND	1,735	0	1,735	0	0	0	0	0	0	0	0	0	0	1,735
Total Funding	1,735	0	1,735	0	0	0	0	0	0	0	0	0	0	1,735

\$286,440 spent and encumbered through February 2021

\$66,791 spent and encumbered through February 2020

Project Status

Project is under design.

FY 2021 Budget	1,735	0	1,735	0	0	0	0	0	0	0	0	0	0	1,735
Difference 2021 / 2022	0	0	0	0	0	0	0	0	0	0	0	0	0	0

None.

Project: S6298-FY2018 DORSEY RUN ROAD SEWER EXTENSION

Description

A project for the design and construction of 475 LF of 8-inch sewer main along Dorsey Run Road to serve one property with a failing septic system.

Justification

The requesting property is currently served by a septic system that is failing. The business, Praxair, requested that the County extend sewer service to allow connection to the public system.

Remarks

The project was brought before the Public Works Board on December 13, 2016.

Project Schedule

FY22 - Land acquisition, design.
 FY23 - Construction, project complete.
 FY24 - Close.

Operating Budget Impact

The annual cost of operation and maintenance of the sewer main is estimated at \$1,400.

FY2022 Bonds - Annual Debt Service Payment	0
FY2022 Bonds - 20-Year Total Debt Service Payment	0
Total Project Bonds - Annual Debt Service Payment	30,542
Total Project Bonds - 20-Year Total Debt Service Payment	610,838



Explanation of Changes

None.

Fiscal 2022 Capital Budget

SEWER PROJECTS

Project: S6298-FY2018 DORSEY RUN ROAD SEWER EXTENSION

(In Thousands)	Five Year Capital Program										Master Plan			
	Prior Appr.	FY2022 Budget	Appr. Total	Fiscal 2023	Fiscal 2024	Fiscal 2025	Fiscal 2026	Fiscal 2027	Sub Total	Fiscal 2028	Fiscal 2029	Fiscal 2030	Fiscal 2031	Total Project
PLANS & ENGINEERING	100	0	100	0	0	0	0	0	0	0	0	0	0	100
LAND ACQUISITION	50	0	50	0	0	0	0	0	0	0	0	0	0	50
CONSTRUCTION	245	0	245	0	0	0	0	0	0	0	0	0	0	245
ADMINISTRATION	5	0	5	0	0	0	0	0	0	0	0	0	0	5
Total Expenditures	400	0	400	0	0	0	0	0	0	0	0	0	0	400
METRO DISTRICT BOND	400	0	400	0	0	0	0	0	0	0	0	0	0	400
Total Funding	400	0	400	0	0	0	0	0	0	0	0	0	0	400

\$19,199 spent and encumbered through February 2021

\$19,199 spent and encumbered through February 2020

Project Status

Project is in land acquisition.

FY 2021 Budget	400	0	400	0	0	0	0	0	0	0	0	0		400
Difference 2021 / 2022	0	0	0	0	0	0	0	0	0	0	0	0	0	0

None.

Project: S6299 - FY 2023 ROCKBURN BRANCH SEWER STUDY

Description

A project to study and determine feasible options to provide sewer service to properties along Elibank Drive in Elkridge, MD.

Justification

The project was initiated by the Department of Public Works in response to a request for sewer service from a property owner on Elibank Drive. The requesting owner's property, as well as others that make up the study area, is in the Metropolitan District and Planned Service Area.

Remarks

Project brought before the Public Works Board on December 10, 2019.

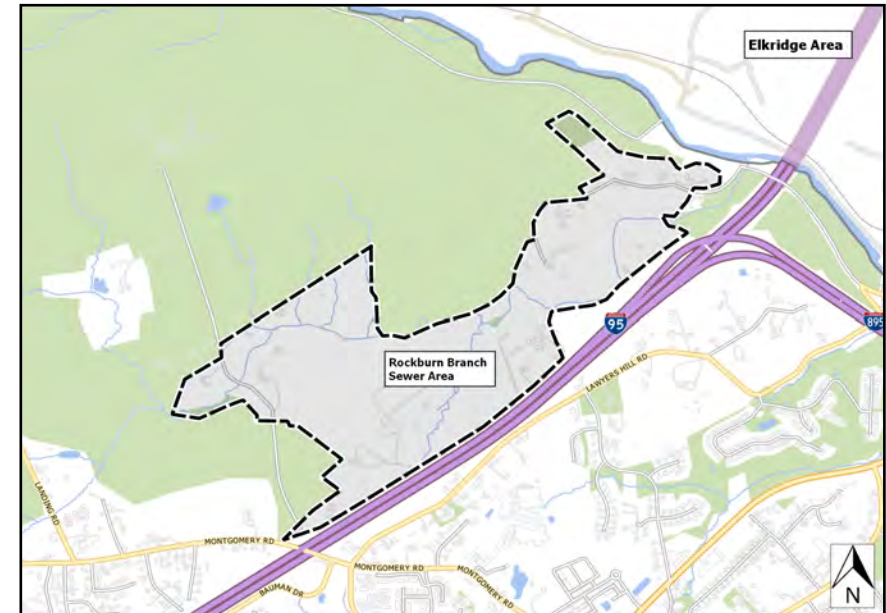
Project Schedule

FY23 - Study.

Operating Budget Impact

No Operating Impact

FY2022 Bonds - Annual Debt Service Payment	0
FY2022 Bonds - 20-Year Total Debt Service Payment	0
Total Project Bonds - Annual Debt Service Payment	0
Total Project Bonds - 20-Year Total Debt Service Payment	0



Explanation of Changes

None.

Fiscal 2022 Capital Budget

SEWER PROJECTS

Project: S6299 - FY 2023 ROCKBURN BRANCH SEWER STUDY

(In Thousands)	Five Year Capital Program										Master Plan			
	Prior Appr.	FY2022 Budget	Appr. Total	Fiscal 2023	Fiscal 2024	Fiscal 2025	Fiscal 2026	Fiscal 2027	Sub Total	Fiscal 2028	Fiscal 2029	Fiscal 2030	Fiscal 2031	Total Project
PLANS & ENGINEERING	0	0	0	600	0	0	0	0	600	0	0	0	0	600
Total Expenditures	0	0	0	600	0	0	0	0	600	0	0	0	0	600
UTILITY CASH	0	0	0	600	0	0	0	0	600	0	0	0	0	600
Total Funding	0	0	0	600	0	0	0	0	600	0	0	0	0	600

\$0 spent and encumbered through February 2021

\$0 spent and encumbered through February 2020

Project Status N/A

FY 2021 Budget	0	0	0	600	0	0	0	0	600	0	0	0		600
Difference 2021 / 2022	0	0	0	0	0	0	0	0	0	0	0	0	0	0

None.

Project: S6500-FY2017 SEWER AREA ASSESSMENT AND MODELING

Description

A project [program] for the study and evaluation of sewer areas and/or water zones.

Justification

The project [program] was initiated by the Department of Public Works. This project [program] will be utilized to examine related needs within specific sewer areas or water zones when it is determined that a need exist to evaluate a sewer area or water zone due to emergency, future capital project(s), future development(s), etc.

Remarks

1. The project [program] will be used to perform sewer system evaluation surveys (SSES) in areas of excessive infiltration and inflow.
2. Sewer and/or water modeling or other desktop analytical methods as well as minor field level evaluations will be performed.
3. The project was brought before the Public Works Board on December 8, 2015

Project Schedule

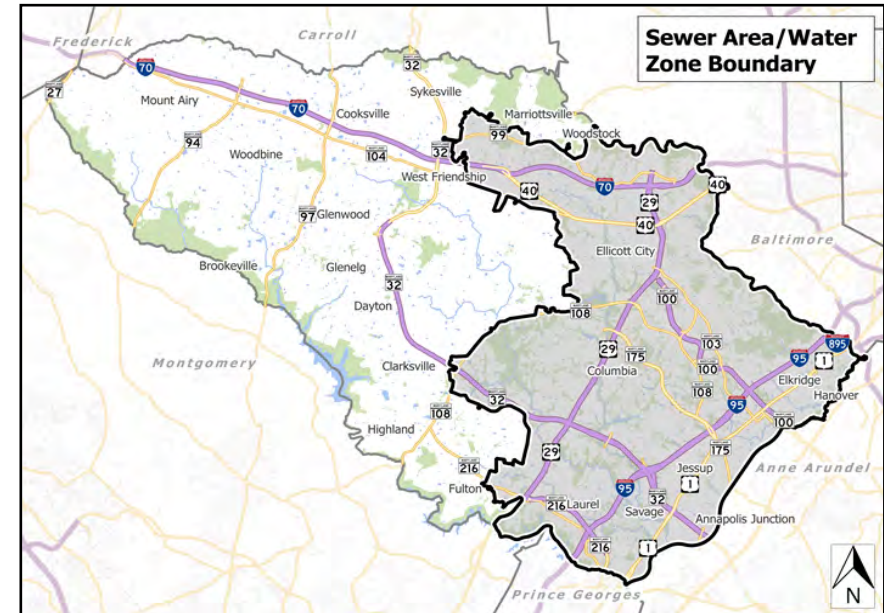
Ongoing program

FY22 - Sewer area assessments and modeling as needed.

Operating Budget Impact

No Operating Impact

FY2022 Bonds - Annual Debt Service Payment	0
FY2022 Bonds - 20-Year Total Debt Service Payment	0
Total Project Bonds - Annual Debt Service Payment	0
Total Project Bonds - 20-Year Total Debt Service Payment	0



Explanation of Changes

Advancement of funding not requested based on projected work load.

Fiscal 2022 Capital Budget

SEWER PROJECTS

Project: S6500-FY2017 SEWER AREA ASSESSMENT AND MODELING

(In Thousands)	Five Year Capital Program										Master Plan			
	Prior Appr.	FY2022 Budget	Appr. Total	Fiscal 2023	Fiscal 2024	Fiscal 2025	Fiscal 2026	Fiscal 2027	Sub Total	Fiscal 2028	Fiscal 2029	Fiscal 2030	Fiscal 2031	Total Project
PLANS & ENGINEERING	450	0	450	85	85	100	0	0	270	0	0	0	0	720
LAND ACQUISITION	0	0	0	0	0	0	0	0	0	0	0	0	0	0
CONSTRUCTION	0	0	0	0	0	0	0	0	0	0	0	0	0	0
ADMINISTRATION	5	0	5	5	5	0	0	0	10	0	0	0	0	15
Total Expenditures	455	0	455	90	90	100	0	0	280	0	0	0	0	735
UTILITY CASH	455	0	455	90	90	100	0	0	280	0	0	0	0	735
Total Funding	455	0	455	90	90	100	0	0	280	0	0	0	0	735

\$348,540 spent and encumbered through February 2021

\$169,911 spent and encumbered through February 2020

Project Status

Completed FY20 and prior: 1. Rockburn Drainage Area assessment. 2. Sewer model continue updated for nine interceptor sewers, and ten waste water pumping stations . 3. Dorsey Run Subdivision sewer assessment and scanning of previous Little Patuxent and Patapsco sewer assessment reports.

Projects completed FY21: MD Route 108 WWPS Evaluation and Laurel Park Development sewer reports. Completed the latest Little Patuxent and Patapsco Sewer Area Assessment reports.

FY 2021 Budget	455	90	545	85	105	0	0	0	190	0	0	0		735
Difference 2021 / 2022	0	(90)	(90)	5	(15)	100	0	0	90	0	0	0	0	0

Project: S6600-FY2019 WATER AND WASTEWATER FACILITIES CAPITAL REPAIRS AND UPGRADES

Description

A project [program] to repair or upgrade existing water or sewer facilities. Work may also include the performance of energy audits, alternative power source upgrades and/or the installation of energy conservation techniques at existing water or sewer facilities.

Justification

Existing facility infrastructure within the water/wastewater collection system is aging and upgrades are needed (beyond routine maintenance) to extend the useful life of the assets or restore degrading functionality. This Capital Project provides programmatic component replacement and upgrades to water/wastewater facilities external to the Little Patuxent Water Reclamation Plant.

Remarks

1. The project was brought before the Public Works Board on January 09, 2018.
2. Request represents the advancement of funds in the Capital Program.

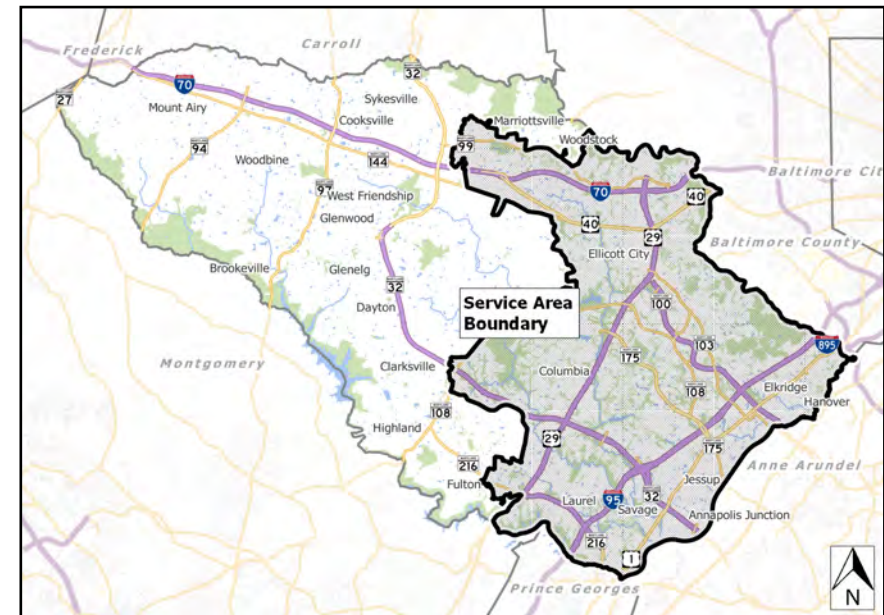
Project Schedule

- On-going Program
- FY22 - Edgar Rd, Huntington East PRV, Snowden EWST ARV and Scaggsville WPS upgrades.
- FY23 - All Saints WPS, Church Ave SPS and Elkridge WPS upgrades.
- FY24 - Projects and priorities to be determined from CFPS.

Operating Budget Impact

Reduction in the number of unscheduled and therefore emergency repairs which are estimated to be in excess of \$100,000 annually.

FY2022 Bonds - Annual Debt Service Payment	114,532
FY2022 Bonds - 20-Year Total Debt Service Payment	2,290,643
Total Project Bonds - Annual Debt Service Payment	1,336,208
Total Project Bonds - 20-Year Total Debt Service Payment	26,724,165



Explanation of Changes

Prior estimate of total project cost changed to reflect anticipated cost for engineering and construction throughout project schedule.

Fiscal 2022 Capital Budget

SEWER PROJECTS

Project: S6600-FY2019 WATER AND WASTEWATER FACILITIES CAPITAL REPAIRS AND UPGRADES

(In Thousands)	Five Year Capital Program									Master Plan				
	Prior Appr.	FY2022 Budget	Appr. Total	Fiscal 2023	Fiscal 2024	Fiscal 2025	Fiscal 2026	Fiscal 2027	Sub Total	Fiscal 2028	Fiscal 2029	Fiscal 2030	Fiscal 2031	Total Project
PLANS & ENGINEERING	1,470	490	1,960	450	450	450	450	450	2,250	0	0	0	0	4,210
CONSTRUCTION	7,000	1,000	8,000	1,045	1,045	1,045	1,045	1,045	5,225	0	0	0	0	13,225
ADMINISTRATION	30	10	40	5	5	5	5	5	25	0	0	0	0	65
Total Expenditures	8,500	1,500	10,000	1,500	1,500	1,500	1,500	1,500	7,500	0	0	0	0	17,500
METRO DISTRICT BOND	8,500	1,500	10,000	1,500	1,500	1,500	1,500	1,500	7,500	0	0	0	0	17,500
Total Funding	8,500	1,500	10,000	1,500	1,500	1,500	1,500	1,500	7,500	0	0	0	0	17,500

\$5,024,035 spent and encumbered through February 2021

\$4,264,621 spent and encumbered through February 2020

Project Status

Projects completed FY20 and prior: Mt. Hebron SPS, Patapsco Park SPS upgrades.

Projects completed FY21: Allenford SPS, Chamberlea SPS upgrades.

Projects in construction: Valley Lane SPS, Snowden EWST ARV, Scaggsville EWST overflow upgrades.

Projects in design: Huntington East PRV replacement; Edgar Rd WPS, Church Ave SPS, All Saints WPS and Elkridge WPS upgrades.

Comprehensive Facility Planning Studies (CFPS) for Water and Sewer facilities are underway for future programming.

FY 2021 Budget	8,500	1,500	10,000	1,500	0	0	0	0	1,500	0	0	0		11,500
Difference 2021 / 2022	0	0	0	0	1,500	1,500	1,500	1,500	6,000	0	0	0	0	6,000

Prior budget request amended to meet revised estimated program and schedule.

Project: S6601-FY2020 SEWER ASSET MANAGEMENT PROGRAM

Description

A project [program] to coordinate and centralize sewer utility management efforts in order to extend the useful life of our existing sewer system assets. Work under this program encompasses program planning, engineering support and management; the maintenance and construction (planned and emergency) necessary and associated with sewer maintenance and renewal; and other related activities necessary to maintain existing and in-place sewer assets.

Justification

The County's existing sewer infrastructure is aging. Increased levels of renewal and maintenance are necessary to extend and maintain the useful life of our sewer assets or restore degrading functionality. This project [program] is the sewer equivalent to the water asset management program.

Remarks

1. Project brought before the Public Works Board on January 08, 2019.
2. S6601 consolidated and replace capital projects S6232, S6276 and S6268.
3. Assets management activities to be performed include: (a) Programmed yearly sewer inspections, cleaning, smoke testing, and needed repairs associated with the County's Consent Agreement with the Maryland Department of the Environment (MDE). The agreement requires the annual inspection of one-fifth of all County sewers, (b) Sewer stabilization and restoration repairs made necessary due to stream migration or soil erosion, (c) Sewer repair and renewal using CIPP or other renewal technologies.
4. Request represents the advancement of funds in the capital program.

Project Schedule

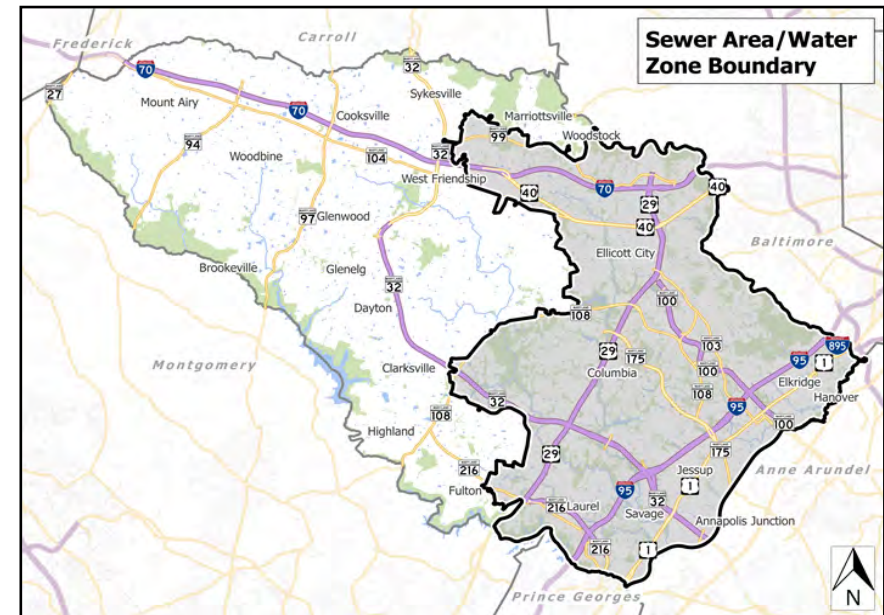
On-going Program

FY21-FY31 - Performance of programmed sewer asset maintenance, renewal or augmentation.

Operating Budget Impact

This program will reduce operating cost, reduce the number of unscheduled and therefore emergency repairs.

FY2022 Bonds - Annual Debt Service Payment	0
FY2022 Bonds - 20-Year Total Debt Service Payment	0
Total Project Bonds - Annual Debt Service Payment	38,177
Total Project Bonds - 20-Year Total Debt Service Payment	763,548



Explanation of Changes

Master Plan budget estimation extended to FY2031.

Fiscal 2022 Capital Budget

SEWER PROJECTS

Project: S6601-FY2020 SEWER ASSET MANAGEMENT PROGRAM

(In Thousands)	Five Year Capital Program									Master Plan				
	Prior Appr.	FY2022 Budget	Appr. Total	Fiscal 2023	Fiscal 2024	Fiscal 2025	Fiscal 2026	Fiscal 2027	Sub Total	Fiscal 2028	Fiscal 2029	Fiscal 2030	Fiscal 2031	Total Project
PLANS & ENGINEERING	1,020	500	1,520	595	550	645	600	600	2,990	650	650	680	680	7,170
LAND ACQUISITION	50	100	150	50	100	50	125	75	400	125	75	100	150	1,000
CONSTRUCTION	5,000	4,500	9,500	4,725	5,000	5,225	5,575	5,725	26,250	6,000	6,300	6,500	6,500	61,050
ADMINISTRATION	70	50	120	55	50	55	60	60	280	65	65	70	70	670
Total Expenditures	6,140	5,150	11,290	5,425	5,700	5,975	6,360	6,460	29,920	6,840	7,090	7,350	7,400	69,890
UTILITY CASH	1,291	3,920	5,211	4,150	4,300	4,550	4,765	4,765	22,530	5,040	5,240	5,450	5,450	48,921
METRO DISTRICT BOND	500	0	500	0	0	0	0	0	0	0	0	0	0	500
IN-AID of CONSTRUCT UTILITIES	4,349	1,230	5,579	1,275	1,400	1,425	1,595	1,695	7,390	1,800	1,850	1,900	1,950	20,469
Total Funding	6,140	5,150	11,290	5,425	5,700	5,975	6,360	6,460	29,920	6,840	7,090	7,350	7,400	69,890

\$4,405,869 spent and encumbered through February 2021

\$0 spent and encumbered through February 2020

Project Status

Projects completed FY20 and prior: Management plan is under development

Projects completed FY21:

Exposed Pipelines: 1. Little Patuxent Interceptor; 2. Gales Ln; 3. Billingsgate Row; 4. Basket Ring Rd; 5. Stonebrook Ln; 6. Watchlight Ct; 7. Eden Brook.

CIPP Pipeline Rehabilitation: 1. Kings Contrivance II laterals; 2. Sewells Orchard laterals; 3. Miscellaneous SHC Rehab in various neighborhoods.

CMOM Program: Performed sewer cleaning, televised inspections, and smoke testing in the upper and lower Little Patuxent basins. Repairs performed as needed.

Miscellaneous: 1. Cardinal Lane Sewer Replacement; 2. Waking Dream Knoll Sewer Replacement.

FY 2021 Budget	6,140	4,650	10,790	5,155	4,650	5,155	5,785	5,735	26,480	5,840	5,790	5,950		54,850
Difference 2021 / 2022	0	500	500	270	1,050	820	575	725	3,440	1,000	1,300	1,400	7,400	15,040

Prior estimate of program cost changed to reflect anticipated cost for engineering and construction throughout the program schedule.

Project: S6602 - FY2021 LPWRP CAPITAL REPAIRS and UPGRADES

Description

A project [program] to systematically repair, replace, or upgrade existing facilities at the Little Patuxent Water Reclamation Plant (LPWRP). Work under this program encompasses program planning; engineering support and management; energy and alternative power source upgrades or conservation improvements and the maintenance and construction (planned and emergency) necessary and associated with facilities and processes at the LPWRP.

Justification

Infrastructure at the LPWRP requires systematic repair, replacement and upgrading to maintain or improve serviceability or extend useful life overall. This capital project [program] is the LPWRP specific equivalent to other asset management programs related to water and or wastewater infrastructure within the County.

Remarks

1. Project brought before the Public Works Board on December 10, 2019.
2. S6602 will replace S6264 starting in FY21. S6264 will be closed on or before FY24.

Project Schedule

On-going Program

FY22 - Engineering:

1. Facility Plan Phase 2 ; 2. Effluent Sand Filters 3 & 4 Replacement; 3. Plantwide Electrical Power Distribution Upgrades Study and Arc Flash Study; 4. Flow Equalization Preliminary Engineering; 5. Electronic O&M Manual; 6. Process Water Distribution System Rehabilitation Study; 7. Operations Building Improvements.

FY22 - Construction:

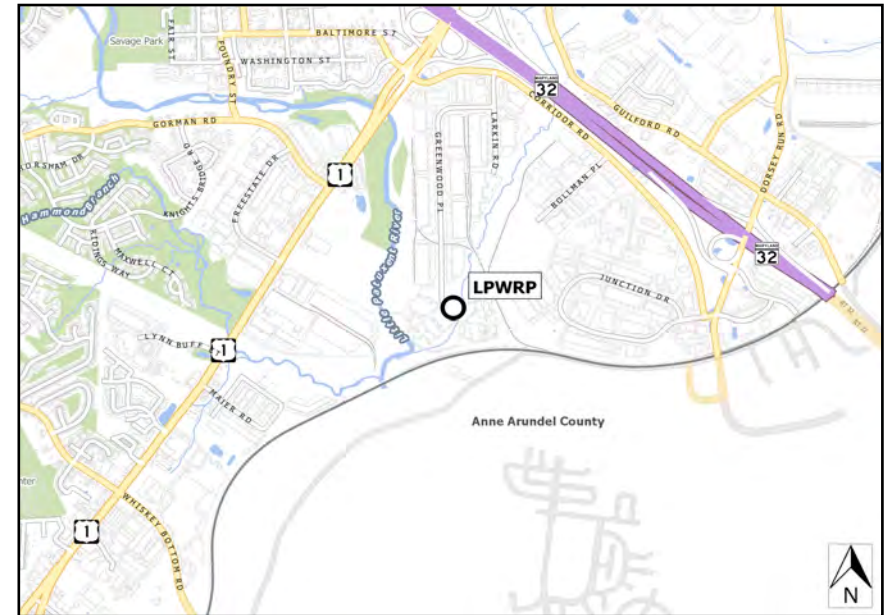
1. On-call Systems Integrator; 2. Miscellaneous Yard and Process Piping Repairs; 3. Miscellaneous Major Equipment Rehabilitation|Replacement; 4. MCC4A Replacement; 5. Eyewash Station Code Upgrades.

FY22-FY31 - Performance of programmed LPWRP maintenance, renewal or augmentation projects.

Operating Budget Impact

Reduction in the number, frequency and cost of emergency repairs - which are estimated to be in excess of \$150,000 annually.

FY2022 Bonds - Annual Debt Service Payment	311,146
FY2022 Bonds - 20-Year Total Debt Service Payment	6,222,913
Total Project Bonds - Annual Debt Service Payment	4,289,228
Total Project Bonds - 20-Year Total Debt Service Payment	85,784,569



Explanation of Changes

Prior estimate of total project cost changed to reflect anticipated cost for engineering and construction throughout project schedule.

Fiscal 2022 Capital Budget

SEWER PROJECTS

Project: S6602 - FY2021 LPWRP CAPITAL REPAIRS and UPGRADES

(In Thousands)	Five Year Capital Program									Master Plan				
	Prior Appr.	FY2022 Budget	Appr. Total	Fiscal 2023	Fiscal 2024	Fiscal 2025	Fiscal 2026	Fiscal 2027	Sub Total	Fiscal 2028	Fiscal 2029	Fiscal 2030	Fiscal 2031	Total Project
PLANS & ENGINEERING	500	500	1,000	625	640	660	680	700	3,305	720	740	760	780	7,305
CONSTRUCTION	1,000	3,500	4,500	4,295	4,420	4,550	4,690	4,830	22,785	4,970	5,120	5,270	5,430	48,075
ADMINISTRATION	0	75	75	80	80	80	80	80	400	80	80	80	80	795
Total Expenditures	1,500	4,075	5,575	5,000	5,140	5,290	5,450	5,610	26,490	5,770	5,940	6,110	6,290	56,175
METRO DISTRICT BOND	1,500	4,075	5,575	5,000	5,140	5,290	5,450	5,610	26,490	5,770	5,940	6,110	6,290	56,175
Total Funding	1,500	4,075	5,575	5,000	5,140	5,290	5,450	5,610	26,490	5,770	5,940	6,110	6,290	56,175

\$0 spent and encumbered through February 2021

\$0 spent and encumbered through February 2020

Project Status FY21 and prior: Facility Plan Phase 1 under development.

FY 2021 Budget	1,500	4,075	5,575	4,210	4,345	4,480	4,615	4,760	22,410	4,900	5,055	5,205		43,145
Difference 2021 / 2022	0	0	0	790	795	810	835	850	4,080	870	885	905	6,290	13,030

Prior budget request amended to meet revised estimated project costs and schedule.

Project: S6698-ROUTINE SEWER EXTENSION PROGRAM

Description

A project to design and construct routine sewer main extensions in the Metropolitan District requested by landowners.

1. To serve parcels with existing dwellings and existing dwelling in recorded residential subdivisions where sewer mains have not been constructed.
2. To serve existing dwellings or businesses on failing private systems as identified by the County Health Department.
3. The routine extensions must also meet the following criteria:
 - a. A written request has been made by a property owner who is without a sewer main fronting their property.
 - b. Properties to be served must abut a County or State road.
 - c. The extension is less than 1,000 feet.
 - d. The extension is a gravity sewer main and continues a gravity sewer system currently in service within the sewer shed.
 - e. Acquisition of utility easements are not required.
 - f. Capacity is available per section 18.122B of the County Code.
 - g. The extension is supported by at least 50% of the abutting property owners.

Justification

This project will provide service in a shorter time frame for small extensions.

Remarks

See Capital Project W8698 for Routine Water Main Extension program.

Project Schedule

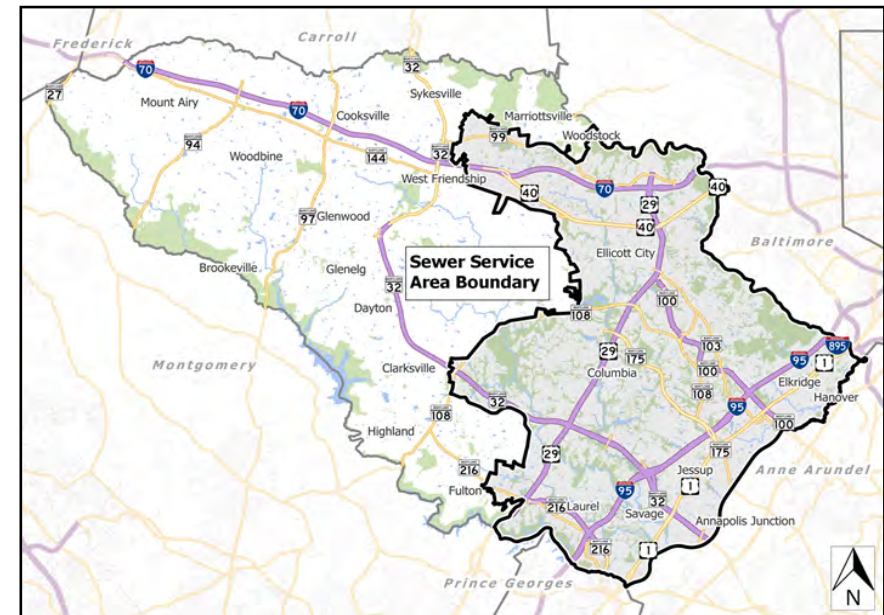
Ongoing program

FY22- Program eligible Metropolitan District sewer extension request as received.

Operating Budget Impact

\$2.15 per foot per year represents the estimated cost of maintenance of the sewer man (small diameter), manholes and easements over the utility.

FY2022 Bonds - Annual Debt Service Payment	0
FY2022 Bonds - 20-Year Total Debt Service Payment	0
Total Project Bonds - Annual Debt Service Payment	610,838
Total Project Bonds - 20-Year Total Debt Service Payment	12,216,761



Explanation of Changes

Advancement of funds not requested based on projected work load.

Fiscal 2022 Capital Budget

SEWER PROJECTS

Project: S6698-ROUTINE SEWER EXTENSION PROGRAM

(In Thousands)	Five Year Capital Program										Master Plan			
	Prior Appr.	FY2022 Budget	Appr. Total	Fiscal 2023	Fiscal 2024	Fiscal 2025	Fiscal 2026	Fiscal 2027	Sub Total	Fiscal 2028	Fiscal 2029	Fiscal 2030	Fiscal 2031	Total Project
PLANS & ENGINEERING	934	0	934	100	100	100	100	0	400	0	0	0	0	1,334
LAND ACQUISITION	0	0	0	0	0	0	0	0	0	0	0	0	0	0
CONSTRUCTION	4,445	0	4,445	500	500	500	500	0	2,000	0	0	0	0	6,445
ADMINISTRATION	121	0	121	25	25	25	25	0	100	0	0	0	0	221
EQUIPMENT & FURNISHINGS	0	0	0	0	0	0	0	0	0	0	0	0	0	0
Total Expenditures	5,500	0	5,500	625	625	625	625	0	2,500	0	0	0	0	8,000
METRO DISTRICT BOND	5,500	0	5,500	625	625	625	625	0	2,500	0	0	0	0	8,000
Total Funding	5,500	0	5,500	625	625	625	625	0	2,500	0	0	0	0	8,000

\$3,757,649 spent and encumbered through February 2021

\$3,790,478 spent and encumbered through February 2020

Project Status

Projects completed FY20 and prior: 1. Sunset Farm Road Sewer Extension; 2. Warwick Way Sewer Extension; 3. Old Frederick Road Sewer Extension; 4. Longview Road Sewer Extension; 5. Sylvan Lane Sewer Extension; 6. Boones Lane Sewer Extension; 7. Eliots Oak Road Sewer Extension; 8. MD216 at All Saints Road Sewer Extension; 9. Judy Lane Sewer Extension; 10. Millers Way Drive Sewer Extension; 11. Upton Road Sewer Extension; 12. US40 Water and Sewer Extension; 13. Whiskey Bottom Road Sewer Extension; 14. Guilford Road Sewer Extension; 15. Trotter Road Sewer Extension; 16. Ten Mills Road Sewer Extension; 17. Hunting Lane Routine Sewer Extension; 18. Cedar Lane Routine Sewer Extension; 19. Harding Road Sewer Extension. 20. Boones Lane Routine Sewer Extension
 Projects completed: FY21: None.

FY 2021 Budget	5,500	625	6,125	625	625	625	0	0	1,875	0	0	0		8,000
Difference 2021 / 2022	0	(625)	(625)	0	0	0	625	0	625	0	0	0	0	0

Advancement of funds not requested based on projected work load

Project: S6699-ON SITE SEPTIC SYSTEM CONVERSION PROGRAM

Description

A project for the study, design and implementation of converting properties within the water and sewer Planned Service Area that are currently on private on-site septic systems to public sewer service.

Justification

Properties within the planned service area on private septic systems often produce a greater nutrient loading on the environment than waste treated at the County's water reclamation facilities. By providing improved properties access to public sewerage facilities, the County will be able to lower the overall nutrient impact on the County's watersheds.

Remarks

1. The project was brought before the Public Works Board on April 9, 2013.
2. The project will provide construction of the necessary infrastructure to allow properties to connect to the public sewer system.
3. Properties must be within the Planned Service Area and Metropolitan District prior to connection to the public sewer system.
4. GRANT represents anticipated Chesapeake Bay Trust funding for development of OSDS tracking and conversion priority tools.
5. OTHER SOURCES represents nutrient reduction fees collected thru development agreements.

Project Schedule

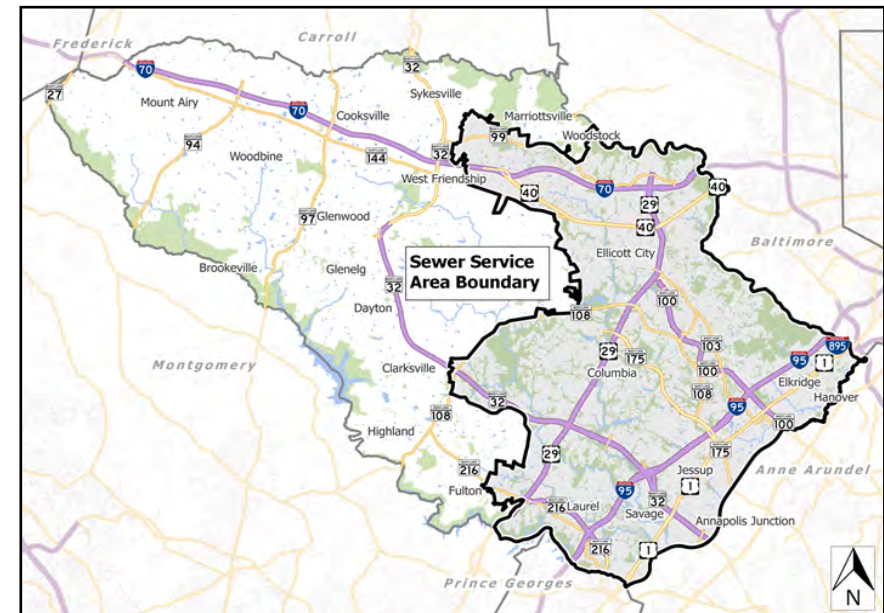
Ongoing program

FY22 – Identification and engineering of priority sewer extensions using new OSDS location data and tools.

Operating Budget Impact

The annual cost of operation and maintenance is \$10,000.

FY2022 Bonds - Annual Debt Service Payment	0
FY2022 Bonds - 20-Year Total Debt Service Payment	0
Total Project Bonds - Annual Debt Service Payment	1,063,240
Total Project Bonds - 20-Year Total Debt Service Payment	21,264,800



Explanation of Changes

Other Sources funding are collection fees received from Developer Agreements.

Fiscal 2022 Capital Budget

SEWER PROJECTS

Project: S6699-ON SITE SEPTIC SYSTEM CONVERSION PROGRAM

(In Thousands)	Five Year Capital Program									Master Plan				
	Prior Appr.	FY2022 Budget	Appr. Total	Fiscal 2023	Fiscal 2024	Fiscal 2025	Fiscal 2026	Fiscal 2027	Sub Total	Fiscal 2028	Fiscal 2029	Fiscal 2030	Fiscal 2031	Total Project
PLANS & ENGINEERING	1,575	0	1,575	500	500	425	0	0	1,425	0	0	0	0	3,000
LAND ACQUISITION	580	0	580	290	290	290	0	0	870	0	0	0	0	1,450
CONSTRUCTION	5,400	0	5,400	1,200	2,200	2,200	0	0	5,600	0	0	0	0	11,000
ADMINISTRATION	20	0	20	10	10	10	0	0	30	0	0	0	0	50
Total Expenditures	7,575	0	7,575	2,000	3,000	2,925	0	0	7,925	0	0	0	0	15,500
GRANTS	75	0	75	0	0	0	0	0	0	0	0	0	0	75
METRO DISTRICT BOND	6,000	0	6,000	2,000	3,000	2,925	0	0	7,925	0	0	0	0	13,925
OTHER SOURCES	1,500	0	1,500	0	0	0	0	0	0	0	0	0	0	1,500
Total Funding	7,575	0	7,575	2,000	3,000	2,925	0	0	7,925	0	0	0	0	15,500

\$1,632,937 spent and encumbered through February 2021

\$771,968 spent and encumbered through February 2020

Project Status

1. Completed FY20 and prior: Study to select and prioritize program awareness; Gorman Road sewer extension; Woodleigh Drive Sewer Extension.
2. Completed FY21: Old Mill Road Sewer Extension; Old Frederick Road Sewer Extension; completion of new OSDS location data.

FY 2021 Budget	7,575	2,000	9,575	3,000	2,925	0	0	0	5,925	0	0	0		15,500
Difference 2021 / 2022	0	(2,000)	(2,000)	(1,000)	75	2,925	0	0	2,000	0	0	0	0	0

Prior budget request amended to meet revised estimated project cost and schedule.

Project: S6711-FY2011 DEVELOPER INSPECTION PROGRAM

Description

A project to provide engineering or administrative services, computer management, asset management, inspection, testing, staff training, supplies, tools, equipment and vehicles necessary for site inspections for the implementation of developer projects to make additions to the public water and sewer systems. All projects undertaken with this authority are primarily funded by private funds received from developers requesting such additions to the public system.

Justification

This project is necessary to provide an appropriation for engineering and inspection services. The services are necessary for determining the acceptability of developer work into the County system.

Remarks

1. Utility cash is used as an additional revenue source to meet project goals and to assure water and sewer system resiliency and reliability.
2. Inspection and protection of DPW's water and sewer mains and Miss Utility conflict resolution when Utility Companies develop in the County right-of-way.
3. Request represents the advancement of funds in the capital program.

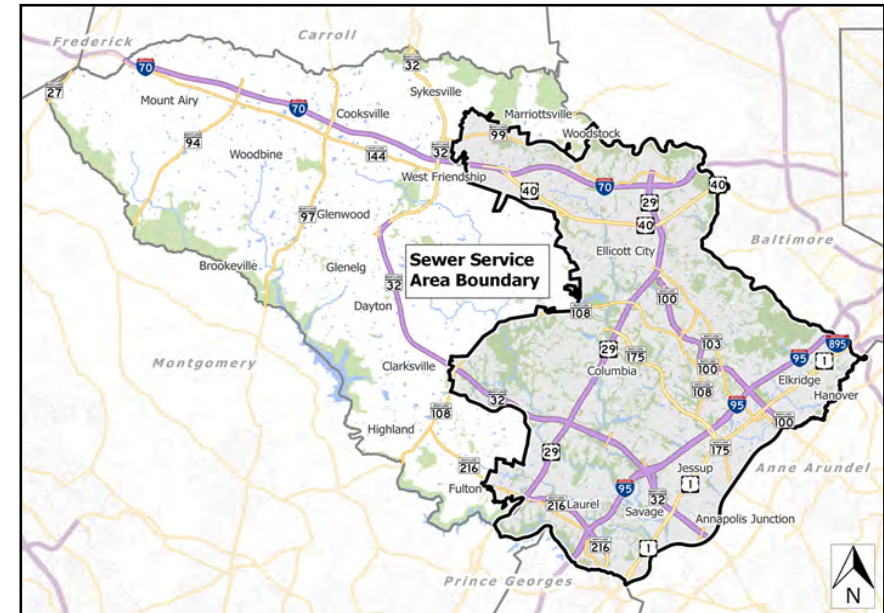
Project Schedule

Ongoing program

Operating Budget Impact

No Operating Impact

FY2022 Bonds - Annual Debt Service Payment	0
FY2022 Bonds - 20-Year Total Debt Service Payment	0
Total Project Bonds - Annual Debt Service Payment	0
Total Project Bonds - 20-Year Total Debt Service Payment	0



Explanation of Changes

None.

Fiscal 2022 Capital Budget

SEWER PROJECTS

Project: S6711-FY2011 DEVELOPER INSPECTION PROGRAM

(In Thousands)	Five Year Capital Program										Master Plan			
	Prior Appr.	FY2022 Budget	Appr. Total	Fiscal 2023	Fiscal 2024	Fiscal 2025	Fiscal 2026	Fiscal 2027	Sub Total	Fiscal 2028	Fiscal 2029	Fiscal 2030	Fiscal 2031	Total Project
PLANS & ENGINEERING	0	0	0	0	0	0	0	0	0	0	0	0	0	0
CONSTRUCTION	10,250	1,000	11,250	0	2,000	0	2,000	0	4,000	0	0	0	0	15,250
ADMINISTRATION	0	0	0	0	0	0	0	0	0	0	0	0	0	0
EQUIPMENT & FURNISHINGS	0	0	0	0	0	0	0	0	0	0	0	0	0	0
Total Expenditures	10,250	1,000	11,250	0	2,000	0	2,000	0	4,000	0	0	0	0	15,250
UTILITY CASH	4,600	500	5,100	0	1,000	0	1,000	0	2,000	0	0	0	0	7,100
DEVELOPER CONTRIBUTION	5,650	500	6,150	0	1,000	0	1,000	0	2,000	0	0	0	0	8,150
Total Funding	10,250	1,000	11,250	0	2,000	0	2,000	0	4,000	0	0	0	0	15,250

\$6,034,151 spent and encumbered through February 2021

\$5,480,373 spent and encumbered through February 2020

Project Status

FY 2021 Budget	10,250	1,000	11,250	0	2,000	0	2,000	0	4,000	0	0	0		15,250
Difference 2021 / 2022	0	0	0	0	0	0	0	0	0	0	0	0	0	0

None.

Project: S6950-DEVELOPER CONSTRUCTED HOUSE CONNECTIONS

Description

A program for the reimbursement to developers for construction of water and sewer house connections to existing lots outside of their subdivision.

Justification

A developer may be asked to provide water and/or sewer house connections to existing lots which are not part of the developer's subdivision. This capital project will allow reimbursement to developers for installation of water and sewer house connections outside of their subdivision.

Remarks

The installation of water and/or sewer house connections during construction of the mains is more cost effective and will prevent future traffic disruption, excavation and road repair required if these connections were constructed at a later date.

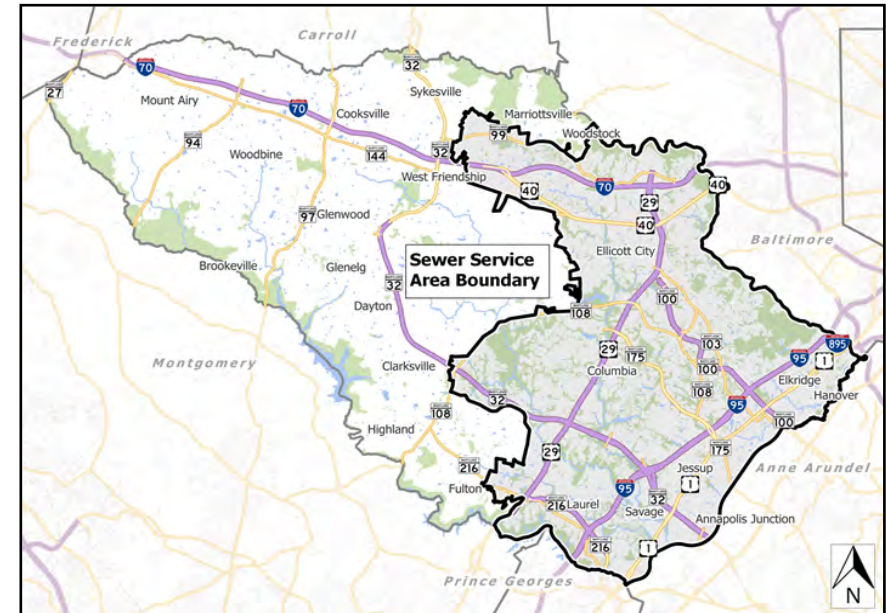
Project Schedule

Ongoing program

Operating Budget Impact

No impact on Operating Budget

FY2022 Bonds - Annual Debt Service Payment	0
FY2022 Bonds - 20-Year Total Debt Service Payment	0
Total Project Bonds - Annual Debt Service Payment	0
Total Project Bonds - 20-Year Total Debt Service Payment	0



Explanation of Changes

None.

Fiscal 2022 Capital Budget

SEWER PROJECTS

Project: S6950-DEVELOPER CONSTRUCTED HOUSE CONNECTIONS

(In Thousands)	Five Year Capital Program										Master Plan			
	Prior Appr.	FY2022 Budget	Appr. Total	Fiscal 2023	Fiscal 2024	Fiscal 2025	Fiscal 2026	Fiscal 2027	Sub Total	Fiscal 2028	Fiscal 2029	Fiscal 2030	Fiscal 2031	Total Project
CONSTRUCTION	180	0	180	0	0	0	0	0	0	0	0	0	0	180
Total Expenditures	180	0	180	0	0	0	0	0	0	0	0	0	0	180
UTILITY CASH	180	0	180	0	0	0	0	0	0	0	0	0	0	180
Total Funding	180	0	180	0	0	0	0	0	0	0	0	0	0	180

\$61,364 spent and encumbered through February 2021

\$61,364 spent and encumbered through February 2020

Project Status

Completed FY20 and prior: 1. Wake Forest Road and Tulane Drive (Clarks Glen North Development); 2. Trotter Road (Trotter Crossing Development); 3. Linwood Center Sewer (SHC to Church Road Resident)

FY 2021 Budget	180	0	180	0	0	0	0	0	0	0	0	0		180
Difference 2021 / 2022	0	0	0	0	0	0	0	0	0	0	0	0	0	0

None.

Project: S6960-FY2015 DEVELOPER CONSTRUCTED MAJOR FACILITIES

Description

A project to reimburse developers for construction of major water and sewer facilities as shown on the approved Howard County Master Plan for Water and Sewerage.

Justification

The Howard County Master Plan for Water and Sewerage allows for the systematic extension of the public water and sewer system to serve those properties within the water and sewer Planned Service Area and Metropolitan District. Existing and proposed major facilities such as transmission mains, pumping stations, elevated water storage facilities, major collector sewers and interceptor sewers are shown and noted in the master plan. Major facilities are intended to serve as the backbone of the public water and sewer system and to allow for the systematic extension of public water and sewer services. The construction of major facilities is normally undertaken by the County through capital projects. When a developer or land owner wishes to advance construction of a major facility that is required to serve an area of the County, the County will consider reimbursing the developer for the cost of construction of the major facility through this capital project.

Remarks

1. Reimbursements through this Capital Project will require the execution of a major facilities agreement between the developer and the County.
2. Reimbursement will include only the actual construction cost of the major facility.

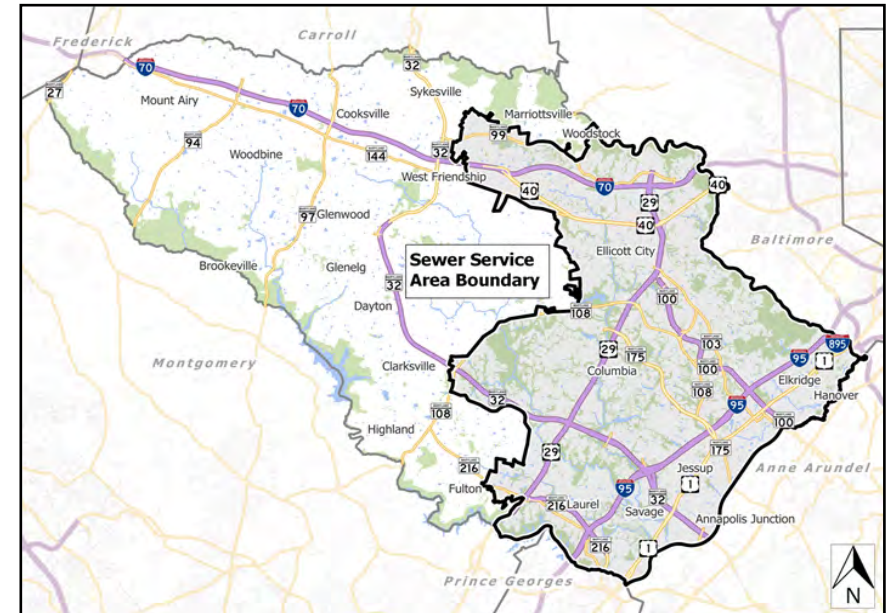
Project Schedule

Ongoing program

Operating Budget Impact

No impact on Operating Budget

FY2022 Bonds - Annual Debt Service Payment	0
FY2022 Bonds - 20-Year Total Debt Service Payment	0
Total Project Bonds - Annual Debt Service Payment	0
Total Project Bonds - 20-Year Total Debt Service Payment	0



Explanation of Changes

None.

Fiscal 2022 Capital Budget

SEWER PROJECTS

Project: S6960-FY2015 DEVELOPER CONSTRUCTED MAJOR FACILITIES

(In Thousands)	Five Year Capital Program									Master Plan				
	Prior Appr.	FY2022 Budget	Appr. Total	Fiscal 2023	Fiscal 2024	Fiscal 2025	Fiscal 2026	Fiscal 2027	Sub Total	Fiscal 2028	Fiscal 2029	Fiscal 2030	Fiscal 2031	Total Project
CONSTRUCTION	3,000	0	3,000	0	0	0	0	0	0	0	0	0	0	3,000
Total Expenditures	3,000	0	3,000	0	0	0	0	0	0	0	0	0	0	3,000
UTILITY CASH	3,000	0	3,000	0	0	0	0	0	0	0	0	0	0	3,000
Total Funding	3,000	0	3,000	0	0	0	0	0	0	0	0	0	0	3,000

\$0 spent and encumbered through February 2021

\$0 spent and encumbered through February 2020

Project Status N/A

FY 2021 Budget	3,000	0	3,000	0	0	0	0	0	0	0	0	0		3,000
Difference 2021 / 2022	0	0	0	0	0	0	0	0	0	0	0	0	0	0

None.

Howard County, MD
FY 2022 Executive Proposed Capital Budget
TRAFFIC PROJECTS

Project Information	Funding Source	Prior Approp.	FY 2022	Total	FY 2023	FY 2024	FY 2025	FY 2026	FY 2027	Total
T7088-FY2001 SCHOOL CROSSWALK IMPROVEMENTS	B	493	0	493	50	50	50	50	50	743
This project is for the installation or modification of crosswalks, raised crosswalks, chokers, sidewalks, raised shoulders, signs, signals and/or other roadway retrofits to provide for an enhanced walking route for school children.	G	135	-135	0	0	0	0	0	0	0
	O	400	0	400	0	0	0	0	0	400
	P	100	0	100	0	0	0	0	0	100
	X	150	0	150	0	0	0	0	0	150
	Total	1,278	-135	1,143	50	50	50	50	50	50
T7089-FY2005 RESIDENTIAL TRAFFIC CALMING	B	250	0	250	0	0	0	0	0	250
A project to construct geometric roadway changes to reduce traffic speeding in residential areas.	O	325	0	325	0	0	0	0	0	325
	P	985	0	985	50	50	50	50	50	1,235
	Total	1,560	0	1,560	50	50	50	50	50	1,810
T7094-FY2007 STREET LIGHTING PROGRAM	B	865	200	1,065	200	200	200	200	200	2,065
This project is for the installation of new street lights in existing communities and commercial/industrial areas.	O	140	20	160	20	20	20	20	20	260
	P	1,640	0	1,640	0	0	0	0	0	1,640
	X	200	0	200	0	0	0	0	0	200
	Total	2,845	220	3,065	220	220	220	220	220	220
T7101-FY2008 STATE COUNTY SHARED INTERSECTIONS	D	200	0	200	0	0	0	0	0	200
A project for the design, review and construction funding of geometric and traffic control modifications at various intersections of State/State and State/County roads.	E	600	0	600	0	0	0	0	0	600
	X	800	0	800	0	0	0	0	0	800
	Total	1,600	0	1,600	0	0	0	0	0	1,600
T7102-FY2008 STREET SIGN PROGRAM	B	240	0	240	0	0	0	0	0	240
A project to provide street sign services and related line striping that are included in the implementation of developer projects that expand the County road network of public roads and upgrade signing and striping projects along existing County roads.	D	600	0	600	30	30	30	30	30	750
	P	120	0	120	0	0	0	0	0	120
	Total	960	0	960	30	30	30	30	30	1,110

Howard County, MD
FY 2022 Executive Proposed Capital Budget
TRAFFIC PROJECTS

Project Information	Funding Source	Prior Approp.	FY 2022	Total	FY 2023	FY 2024	FY 2025	FY 2026	FY 2027	Total
T7103-FY2009 STATE COUNTY SHARED TRAFFIC CONTROL A project for design, review and construction funding of traffic control at various intersections of State and County roads.	B	950	0	950	0	0	0	0	0	950
	D	50	0	50	0	0	0	0	0	50
	Total	1,000	0	1,000	0	0	0	0	0	1,000
T7104-FY2009 DEVELOPER COUNTY SIGNALS A project to facilitate the design, construction, and modification of traffic signals and appurtenances at various new development locations where warranted.	B	250	0	250	0	0	0	0	0	250
	D	1,450	0	1,450	0	0	0	0	0	1,450
	Total	1,700	0	1,700	0	0	0	0	0	1,700
T7105-FY2011 SIGNALIZATION PROGRAM A project for the design and construction of various traffic signals when the MUTCD Warrants are met; also includes the modification and modernization of existing traffic signals.	B	2,600	1,400	4,000	1,650	1,550	1,750	1,950	1,950	12,850
	X	900	0	900	0	0	0	0	0	900
	Total	3,500	1,400	4,900	1,650	1,550	1,750	1,950	1,950	13,750
T7106-INTERSECTION OR CORRIDOR SAFETY IMPROVEMENT PROGRAM This project is for the study, design and construction of geometric and pedestrian modifications to improve the safety or increase capacity at various intersections.	B	2,600	600	3,200	200	200	200	0	0	3,800
	D	240	0	240	0	0	0	0	0	240
	X	650	0	650	0	0	0	0	0	650
Total	3,490	600	4,090	200	200	200	0	0	4,690	
T7107-FY2014 DOWNTOWN COLUMBIA PATUXENT BRANCH TRAIL EXTENSION A project connecting Downtown Columbia at Lake Kittamaquindi and extending to the existing Patuxent Branch Trail.	B	945	0	945	0	1,000	0	0	0	1,945
	D	50	0	50	0	0	0	0	0	50
	G	180	0	180	0	4,000	0	0	0	4,180
Total	1,175	0	1,175	0	5,000	0	0	0	0	6,175

Howard County, MD
FY 2022 Executive Proposed Capital Budget
TRAFFIC PROJECTS

Project Information	Funding Source	Prior Approp.	FY 2022	Total	FY 2023	FY 2024	FY 2025	FY 2026	FY 2027	Total
T7108-FY2016 CLARKSVILLE-RIVER HILL STREETScape IMPROVEMENTS	B	575	0	575	100	200	0	0	0	875
A project to plan, design and construct road and related improvements -- including streetscape, storm water management, pedestrian, bicycle, and public space enhancements in the Route 108 corridor.	Total	575	0	575	100	200	0	0	0	875
T7109-FY2016 DEVELOPER STREETLIGHT PROGRAM	D	2,400	400	2,800	400	400	400	400	400	4,800
A project to facilitate the design, installation and modification of street lights in new developments.	O	3,000	0	3,000	0	0	0	0	0	3,000
	P	75	25	100	25	25	25	25	25	225
	Total	5,475	425	5,900	425	425	425	425	425	8,025
TRAFFIC PROJECTS Total		25,158	2,510	27,668	2,725	7,725	2,725	2,725	2,725	46,293

Howard County, MD
FY 2022 Executive Proposed Capital Budget (\$000)
TRAFFIC PROJECTS

	Revenue Source	Prior Total	Current FY	Appropriation Total
B	BONDS	9,768	2,200	11,968
D	DEVELOPER CONTRIBUTION	4,990	400	5,390
E	EXCISE TAX	600	0	600
X	EXCISE TAX BACKED BONDS	2,700	0	2,700
G	GRANTS	315	-135	180
O	OTHER SOURCES	3,865	20	3,885
P	PAY AS YOU GO	2,920	25	2,945
Total		25,158	2,510	27,668

Howard County, MD
FY 2022 Executive Proposed 5 Year Capital Budget Project Type Summary
TRAFFIC PROJECTS

Revenue Source		Prior Approp	Current FY	2023	2024	2025	2026	2027	Total
B	BONDS	9,768	2,200	2,200	3,200	2,200	2,200	2,200	23,968
D	DEVELOPER CONTRIBUTION	4,990	400	430	430	430	430	430	7,540
E	EXCISE TAX	600	0	0	0	0	0	0	600
G	GRANTS	315	-135	0	4,000	0	0	0	4,180
O	OTHER SOURCES	3,865	20	20	20	20	20	20	3,985
P	PAY AS YOU GO	2,920	25	75	75	75	75	75	3,320
X	EXCISE TAX BACKED BONDS	2,700	0	0	0	0	0	0	2,700
Total		25,158	2,510	2,725	7,725	2,725	2,725	2,725	46,293

Fiscal 2022 Capital Budget

TRAFFIC PROJECTS

Project: T7088-FY2001 SCHOOL CROSSWALK IMPROVEMENTS

Description

This project is for the installation or modification of crosswalks, raised crosswalks, chokers, sidewalks, raised shoulders, signs, signals and/or other roadway retrofits to provide for an enhanced walking route for school children.

Justification

Installation of these devices improves safety for children walking to and from school. Outdated or malfunctioning equipment will need replacement to provide a desired level of performance. Other recreational and pedestrian transportation benefits can be gained by their installation.

Remarks

1. This project will not proceed until the School System endorses specific locations.
2. OTHER revenues are from speed automation enforcement.
3. Grant funding from Safe Routes To Schools (SRTS)

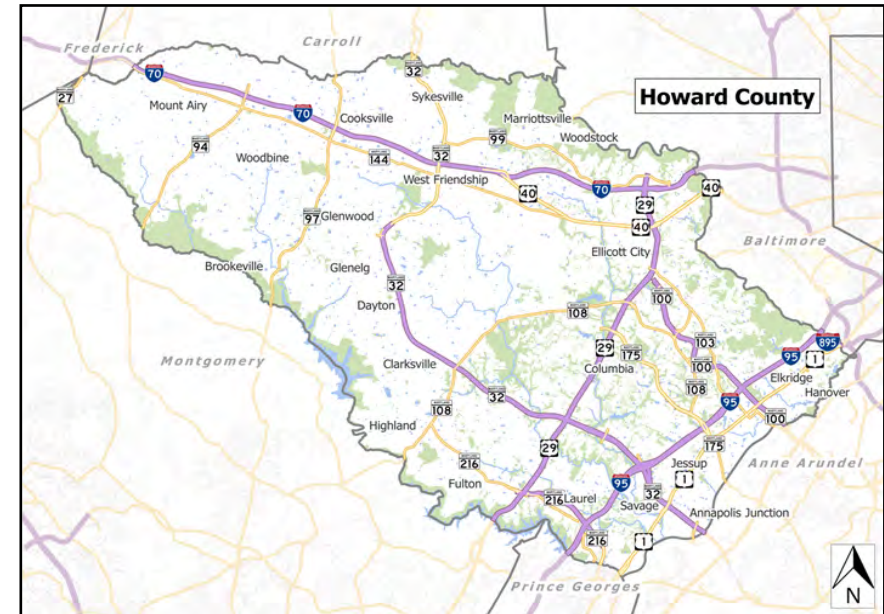
Project Schedule

Program

Operating Budget Impact

No Operating Impact

FY2022 Bonds - Annual Debt Service Payment	0
FY2022 Bonds - 20-Year Total Debt Service Payment	0
Total Project Bonds - Annual Debt Service Payment	68,185
Total Project Bonds - 20-Year Total Debt Service Payment	1,363,696



Fiscal 2022 Capital Budget

TRAFFIC PROJECTS

Project: T7088-FY2001 SCHOOL CROSSWALK IMPROVEMENTS

(In Thousands)	Five Year Capital Program									Master Plan				
	Prior Appr.	FY2022 Budget	Appr. Total	Fiscal 2023	Fiscal 2024	Fiscal 2025	Fiscal 2026	Fiscal 2027	Sub Total	Fiscal 2028	Fiscal 2029	Fiscal 2030	Fiscal 2031	Total Project
PLANS & ENGINEERING	50	0	50	0	0	0	0	0	0	0	0	0	0	50
CONSTRUCTION	628	(135)	493	50	50	50	50	50	250	0	0	0	0	743
ADMINISTRATION	0	0	0	0	0	0	0	0	0	0	0	0	0	0
EQUIPMENT & FURNISHINGS	600	0	600	0	0	0	0	0	0	0	0	0	0	600
Total Expenditures	1,278	(135)	1,143	50	50	50	50	50	250	0	0	0	0	1,393
BONDS	493	0	493	50	50	50	50	50	250	0	0	0	0	743
GRANTS	135	(135)	0	0	0	0	0	0	0	0	0	0	0	0
OTHER SOURCES	400	0	400	0	0	0	0	0	0	0	0	0	0	400
PAY AS YOU GO	100	0	100	0	0	0	0	0	0	0	0	0	0	100
EXCISE TAX BACKED BONDS	150	0	150	0	0	0	0	0	0	0	0	0	0	150
Total Funding	1,278	(135)	1,143	50	50	50	50	50	250	0	0	0	0	1,393

\$853,603 spent and encumbered through February 2021

\$831,516 spent and encumbered through February 2020

Project Status Projects Completed: School flasher equipment upgrade to permit programming of school closure (FY19), Breconshire Rd at White Rose (FY19), N. Laurel Rd at Laurel Woods ES, Centennial Ln at Centennial ES crossing (FY19), Ink Pen Pl at Centennial ES, Oakland Mills Rd at Old Montgomery Rd, Seneca Dr, Mayfield Ave, Snowden River Pkwy (S), Old Waterloo Rd at Deep Run ES., ADA ramps,crosswalk, sidewalk on Linden Linthicum Ln, ADA ramps at midblock crossings on Indian Summer Dr, ADA ramps and sidewalks on Gorman Rd at Skylark Blvd, Summer Sky Path, Kilimanjaro Rd at SF ES, Murray Hill Rd at Vollmerhausen Rd - pedestrian ramps and crosswalk, Freetown Rd at Fair Oaks Dr., ADA ramps & crosswalk, ADA ramps & crosswalk on Stonehouse Dr. for Hollifield ES, pedestrian refuge island on Stevens Forest Rd for SF ES, Green Mountain Cir. at Windstream Dr.- ADA ramps & crosswalks, ADA ramp on Ilchester Rd. at Wharff Ln., Overlay of pathway leading to Bryant Woods ES (FY20), ADA ramps & midblock crossing island at Vollmerhausen Rd. & Castleford Rd. (FY20). Elementary School Zone & School walking route signs upgrade for Bellows Spring, Bollman Bridge, Bryant Woods ES, Clemens Crossing ES, Atholton (FY21) Projects Planned: Sidewalk ramp replacement at various school walking areas (ongoing). Elementary School Zone & School walking route signs upgrade (ongoing); ADA ramps & midblock crossing at Hale Haven Dr & Doncaster Dr; ADA ramps and crosswalk at Elberta Dr & Hale Haven Dr School Flasher installation for Phelps Luck ES school zone extension.

FY 2021 Budget	1,278	50	1,328	50	100	100	100	100	450	0	0	0		1,778
Difference 2021 / 2022	0	(185)	(185)	0	(50)	(50)	(50)	(50)	(200)	0	0	0	0	(385)

Project: T7089-FY2005 RESIDENTIAL TRAFFIC CALMING

Description

A project to construct geometric roadway changes to reduce traffic speeding in residential areas.

Justification

Speeding on residential local and collector roadways has generated many requests to slow traffic by geometric changes as police enforcement is only partly effective.

Remarks

1. The installation of traffic calming devices must meet the warrants.
2. Community concurrence shall be achieved on qualified roads per County policy prior to construction or installing calming or geometric changes.
3. Speed tables and other calming devices may require community cost share.
4. Replacement|repairs of existing speed humps.
5. OTHER revenues represent Automated speed enforcement (ASE).

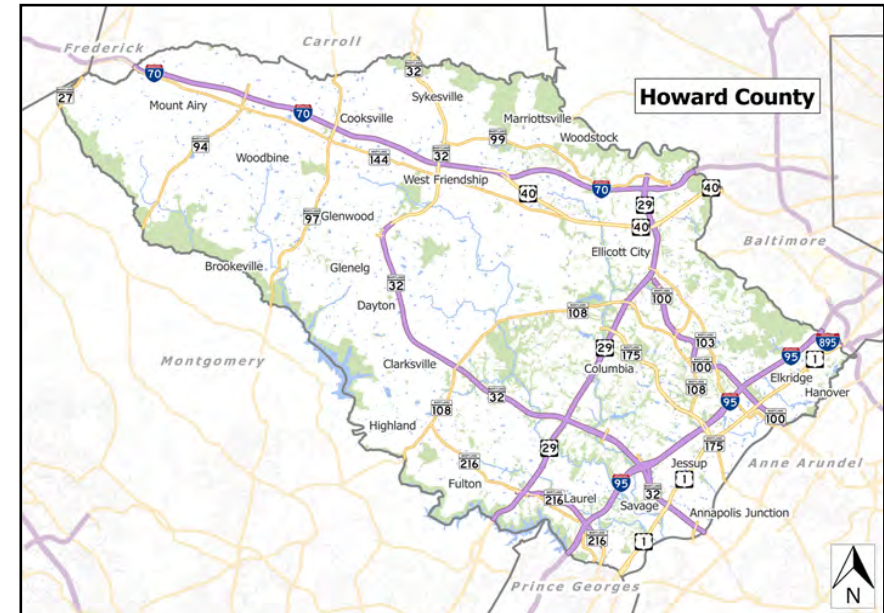
Project Schedule

Program

Operating Budget Impact

No Operating Impact

FY2022 Bonds - Annual Debt Service Payment	0
FY2022 Bonds - 20-Year Total Debt Service Payment	0
Total Project Bonds - Annual Debt Service Payment	19,089
Total Project Bonds - 20-Year Total Debt Service Payment	381,774



Fiscal 2022 Capital Budget

TRAFFIC PROJECTS

Project: T7089-FY2005 RESIDENTIAL TRAFFIC CALMING

(In Thousands)	Five Year Capital Program									Master Plan				
	Prior Appr.	FY2022 Budget	Appr. Total	Fiscal 2023	Fiscal 2024	Fiscal 2025	Fiscal 2026	Fiscal 2027	Sub Total	Fiscal 2028	Fiscal 2029	Fiscal 2030	Fiscal 2031	Total Project
CONSTRUCTION	1,560	0	1,560	50	50	50	50	50	250	0	0	0	0	1,810
ADMINISTRATION	0	0	0	0	0	0	0	0	0	0	0	0	0	0
EQUIPMENT & FURNISHINGS	0	0	0	0	0	0	0	0	0	0	0	0	0	0
Total Expenditures	1,560	0	1,560	50	50	50	50	50	250	0	0	0	0	1,810
BONDS	250	0	250	0	0	0	0	0	0	0	0	0	0	250
OTHER SOURCES	325	0	325	0	0	0	0	0	0	0	0	0	0	325
PAY AS YOU GO	985	0	985	50	50	50	50	50	250	0	0	0	0	1,235
Total Funding	1,560	0	1,560	50	50	50	50	50	250	0	0	0	0	1,810

\$1,184,242 spent and encumbered through February 2021

\$1,071,734 spent and encumbered through February 2020

Project Status Completed Projects: FY21 - Harmel Drive, FY18 - Farewell Dr – humps, Summer Hollow Lane – humps; FY16 - Tiller Dr - humps, Font Hill Dr ; FY15 - Tiller Dr. - humps, Wheatfield Way, N Chatham; FY14 - Rockburn Dr, Kerger Rd, Worthington Way, Thunder Hill Rd. - N of MD175, Thunder Hill Rd. - S of MD175, Brittany Dr, Majors Ln, Tamar Dr (6000-6300).

Hump Reconstruction: FY21 - Baltimore Ave., Hale Haven, Cedar Ln., Rivendell Rd., Davis Rd.; FY20 - Cedar Ln|Rivendell, Baltimore St; FY19 - Kerger Rd; FY17 - Gray Rock Dr.; FY16 - Font Hill Dr, Carrigan Dr, Culverene Rd; FY14 - Doncaster Rd.

Potential Projects: Shady Lane (no action), Stonehouse Drive|Millers Way Drive (vote stalled), Font Hill Dr (Vote Failed), Hunting Horn Dr (No Action), Roundhill Rd (No Action).

Potential Projects under Study in FY22: Watchchain Way (data collection to commence when HCPSS resumes full on-site student attendance), Elliott Oaks Drive (modification)

FY 2021 Budget	1,560	0	1,560	50	50	50	50	0	200	0	0	0		1,760
Difference 2021 / 2022	0	0	0	0	0	0	0	50	50	0	0	0	0	50

Project: T7094-FY2007 STREET LIGHTING PROGRAM

Description

This project is for the installation of new street lights in existing communities and commercial/industrial areas.

Justification

New street lights will be provided at warranted locations based on existing guidelines and the need to increase safety along County roads. Additional targeted locations will include major intersections along minor arterial, major collector and minor collector roadways that have inadequate levels of street lighting.

Remarks

1. Request represents installation of warranted new street lights.
2. OTHER represents community contributions and developer/contractor payments for pole relocations.

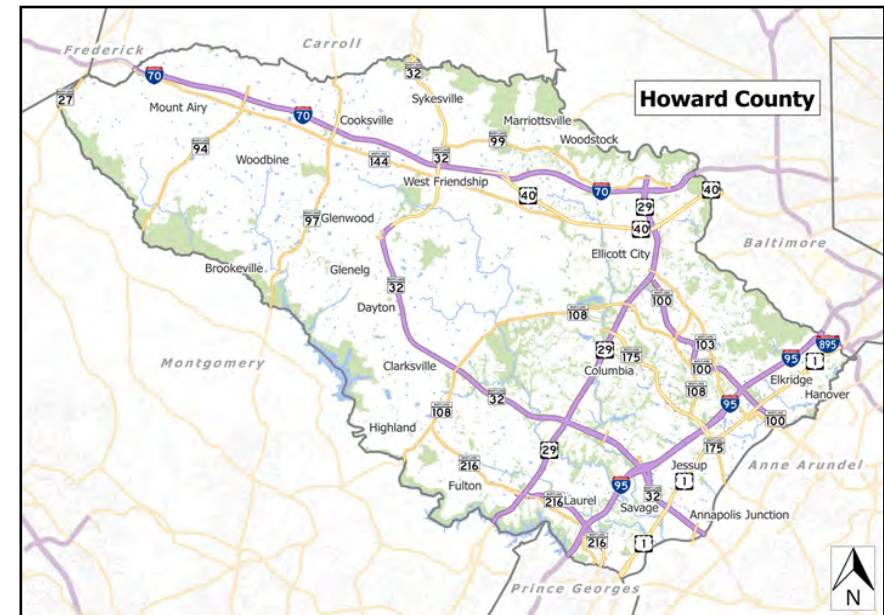
Project Schedule

Program

Operating Budget Impact

The Bond funding listed for this project includes both long term bond funding and the use of the master lease program as appropriate.

FY2022 Bonds - Annual Debt Service Payment	15,271
FY2022 Bonds - 20-Year Total Debt Service Payment	305,419
Total Project Bonds - Annual Debt Service Payment	172,944
Total Project Bonds - 20-Year Total Debt Service Payment	3,458,870



Fiscal 2022 Capital Budget

TRAFFIC PROJECTS

Project: T7094-FY2007 STREET LIGHTING PROGRAM

(In Thousands)	Five Year Capital Program										Master Plan			
	Prior Appr.	FY2022 Budget	Appr. Total	Fiscal 2023	Fiscal 2024	Fiscal 2025	Fiscal 2026	Fiscal 2027	Sub Total	Fiscal 2028	Fiscal 2029	Fiscal 2030	Fiscal 2031	Total Project
PLANS & ENGINEERING	65	15	80	15	15	15	15	15	75	0	0	0	0	155
CONSTRUCTION	2,780	205	2,985	205	205	205	205	205	1,025	0	0	0	0	4,010
Total Expenditures	2,845	220	3,065	220	220	220	220	220	1,100	0	0	0	0	4,165
BONDS	865	200	1,065	200	200	200	200	200	1,000	0	0	0	0	2,065
OTHER SOURCES	140	20	160	20	20	20	20	20	100	0	0	0	0	260
PAY AS YOU GO	1,640	0	1,640	0	0	0	0	0	0	0	0	0	0	1,640
EXCISE TAX BACKED BONDS	200	0	200	0	0	0	0	0	0	0	0	0	0	200
Total Funding	2,845	220	3,065	220	220	220	220	220	1,100	0	0	0	0	4,165

\$2,737,064 spent and encumbered through February 2021

\$2,537,064 spent and encumbered through February 2020

Project Status PROJECTS IN PLANNING STAGE for upgraded or new street lights: Pebble Beach Community (Phase II), Clock Tower Lane Area, Old Stockbridge Dr, Bolling Brook Farms Community, Eden Brook Dr, Warwick Way @ Birmingham Way Roundabout.

CONVERSION PROGRAM: The Villages listed will be converted directly to LED fixtures - Villages of Owen Brown, Dorsey Search, Kings Contrivance & Hickory Ridge. Conversion Program Completed (HPS vapor) - Villages of Wilde Lake, Oakland Mills, Harpers Choice & Long Reach.

PROJECTS COMPLETED: (2019) – Columbia Rd @ Kingscup Ct|Hemlock Cone Way Roundabout (FY19 Des|FY20 Const), Stevens Forest Rd @ Farewell Rd Roundabout (FY19 Des|FY20 Const), FY20-Const: Riverwood Drive, Tarkington Place, Ten Oaks Rd @ Golden Harvest (OH), Earl Levy Ct, Furrow Ave @ Mount Hebron Dr, Governor Run, Hickory Ridge Rd @ ped refuge island, High Bench, View Top Rd, Hilltop Ln (OH), Landing Rd (OH), Oakland Mills Rd @ Homespun Dr, Palace Hall Dr, Paul Mill Dr, Pleasant Chase Rd, Setter Dr, Long Gate Parkway, Governor Ridgely Ln, Harding Road (OH), Pine Road & Windemere Way (OH). (2020) – Vollmerhausen Rd @ Castleford Dr ped refuge island (FY20 Des|FY21 Const); Old Annapolis Rd @ Whitworth Way ped refuge island (FY20 Des|FY21 Const), FY21-Const: Oakland Mills Rd @ Sewells Orchard Dr, Haddaway Pl (OH), Harman Ave (OH), Harmel Dr, Wilde Lake Terr, Twin Rivers @ Governor Warfield, Harpers Farm Rd @ Eliots Oak Rd, Cedar Ln @ Hickory Ridge Rd, Cedar Ln @ Lightfoot Path, Drovers Ln, Pine Tree Rd, Old Dobbin Rd (Phase 1), Dobbin Rd (Phase 1), Ridge Rd (OH), Augustine Ave, Burnside Dr @ Little Brick House Ct, Breconshire Rd, Brighton Dam Rd @ Highland Rd, Trotter Rd @ Trotter Crossing Ln, Church Lane Rd, 12135 Little Patuxent Pkwy, Hickory Ridge Rd @ Cordage Walk, and Twin Rivers Rd upgrades in coordination with Wilde Lake Path.

FY 2021 Budget	2,845	220	3,065	220	220	220	220	0	880	0	0	0		3,945
Difference 2021 / 2022	0	0	0	0	0	0	0	220	220	0	0	0	0	220

Project: T7101-FY2008 STATE COUNTY SHARED INTERSECTIONS

Description

A project for the design, review and construction funding of geometric and traffic control modifications at various intersections of State|State and State|County roads. Project may include flattening of curves, adjusting utilities, road reconstruction|repair, adding auxiliary lanes and roundabouts.

Justification

This project will be used to share funding on the State or County improvements that will provide increased capacity and|or increased safety, or improved roadway conditions. This project may be used as a funding source for public improvements constructed by others under an agreement approved by the County Council.

Remarks

1. The program of improvements will be developed jointly by State and County personnel.
2. Funding represents County share of improvement costs.
3. This project may be used as a funding source for public improvements constructed by others under an agreement approved by the County Council.
4. Any evaluation undertaken for purposes of this paragraph shall include the Route 108 corridor between Route 32 and Linden Linthicum Lane. TAO 2011-1 transferred appropriation of \$600,000 into FY2012 prior appropriation.

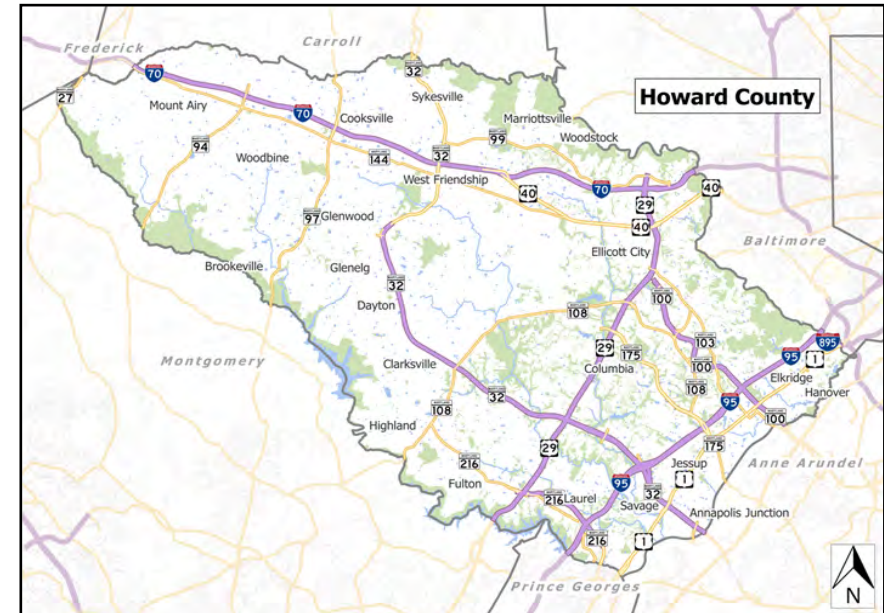
Project Schedule

Program

Operating Budget Impact

No Operating Impact

FY2022 Bonds - Annual Debt Service Payment	0
FY2022 Bonds - 20-Year Total Debt Service Payment	0
Total Project Bonds - Annual Debt Service Payment	61,084
Total Project Bonds - 20-Year Total Debt Service Payment	1,221,676



Fiscal 2022 Capital Budget

TRAFFIC PROJECTS

Project: T7101-FY2008 STATE COUNTY SHARED INTERSECTIONS

(In Thousands)	Five Year Capital Program										Master Plan			
	Prior Appr.	FY2022 Budget	Appr. Total	Fiscal 2023	Fiscal 2024	Fiscal 2025	Fiscal 2026	Fiscal 2027	Sub Total	Fiscal 2028	Fiscal 2029	Fiscal 2030	Fiscal 2031	Total Project
PLANS & ENGINEERING	600	0	600	0	0	0	0	0	0	0	0	0	0	600
CONSTRUCTION	1,000	0	1,000	0	0	0	0	0	0	0	0	0	0	1,000
Total Expenditures	1,600	0	1,600	0	0	0	0	0	0	0	0	0	0	1,600
DEVELOPER CONTRIBUTION	200	0	200	0	0	0	0	0	0	0	0	0	0	200
EXCISE TAX	600	0	600	0	0	0	0	0	0	0	0	0	0	600
EXCISE TAX BACKED BONDS	800	0	800	0	0	0	0	0	0	0	0	0	0	800
Total Funding	1,600	0	1,600	0	0	0	0	0	0	0	0	0	0	1,600

\$522,975 spent and encumbered through February 2021

\$297,975 spent and encumbered through February 2020

Project Status MD108 at Sheppard Lane (work to be done in conjunction with J4177 and T7103); MD108 between MD32 and Linden Linthicum La (widening & resurfacing - complete).

MD108 at Trotter Rd (design for intersection sight distance project - complete).

MD108 Clarksville traffic study.

FY 2021 Budget	1,600	0	1,600	0	0	0	0	0	0	0	0	0		1,600
Difference 2021 / 2022	0	0	0	0	0	0	0	0	0	0	0	0	0	0

Fiscal 2022 Capital Budget

TRAFFIC PROJECTS

Project: T7102-FY2008 STREET SIGN PROGRAM

(In Thousands)	Five Year Capital Program									Master Plan				
	Prior Appr.	FY2022 Budget	Appr. Total	Fiscal 2023	Fiscal 2024	Fiscal 2025	Fiscal 2026	Fiscal 2027	Sub Total	Fiscal 2028	Fiscal 2029	Fiscal 2030	Fiscal 2031	Total Project
CONSTRUCTION	960	0	960	30	30	30	30	30	150	0	0	0	0	1,110
EQUIPMENT & FURNISHINGS	0	0	0	0	0	0	0	0	0	0	0	0	0	0
Total Expenditures	960	0	960	30	30	30	30	30	150	0	0	0	0	1,110
BONDS	240	0	240	0	0	0	0	0	0	0	0	0	0	240
DEVELOPER CONTRIBUTION	600	0	600	30	30	30	30	30	150	0	0	0	0	750
PAY AS YOU GO	120	0	120	0	0	0	0	0	0	0	0	0	0	120
Total Funding	960	0	960	30	30	30	30	30	150	0	0	0	0	1,110

\$351,241 spent and encumbered through February 2021

\$319,301 spent and encumbered through February 2020

Project Status

FY 2021 Budget	960	30	990	30	30	0	0	0	60	0	0	0		1,050
Difference 2021 / 2022	0	(30)	(30)	0	0	30	30	30	90	0	0	0	0	60

Project: T7103-FY2009 STATE COUNTY SHARED TRAFFIC CONTROL

Description

A project for design, review and construction funding of traffic control at various intersections of State and County roads.

Justification

This project acts as a funding source when a critical intersection is at issue for signalization or other types of traffic control such as a roundabout, or the addition of geometric improvement to an existing signalized intersection, and/or the replacement of vehicle detection on County approaches resulting from a County project

Remarks

Design and construction will be by the State Highway Administration.

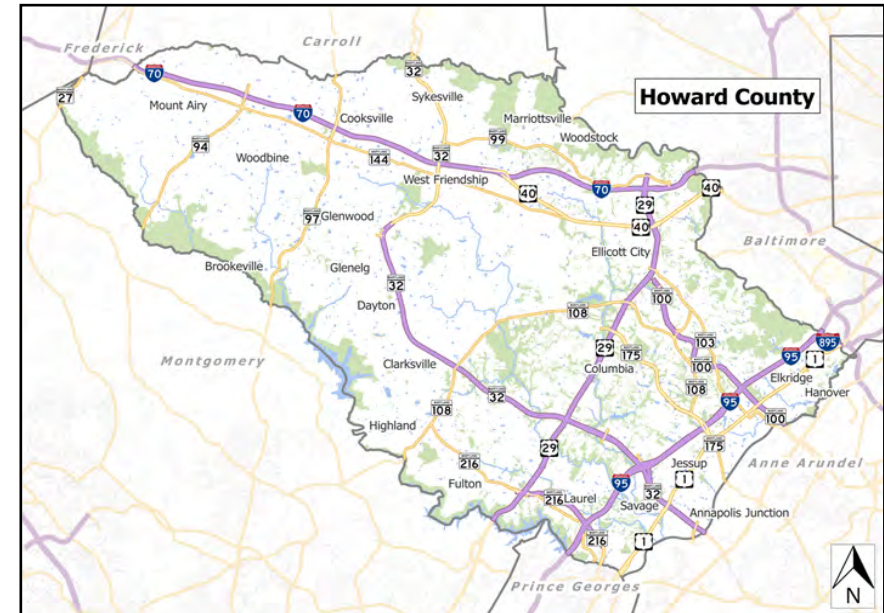
Project Schedule

Program

Operating Budget Impact

No Operating Impact

FY2022 Bonds - Annual Debt Service Payment	0
FY2022 Bonds - 20-Year Total Debt Service Payment	0
Total Project Bonds - Annual Debt Service Payment	72,537
Total Project Bonds - 20-Year Total Debt Service Payment	1,450,740



Fiscal 2022 Capital Budget

TRAFFIC PROJECTS

Project: T7103-FY2009 STATE COUNTY SHARED TRAFFIC CONTROL

(In Thousands)	Five Year Capital Program										Master Plan			
	Prior Appr.	FY2022 Budget	Appr. Total	Fiscal 2023	Fiscal 2024	Fiscal 2025	Fiscal 2026	Fiscal 2027	Sub Total	Fiscal 2028	Fiscal 2029	Fiscal 2030	Fiscal 2031	Total Project
CONSTRUCTION	1,000	0	1,000	0	0	0	0	0	0	0	0	0	0	1,000
Total Expenditures	1,000	0	1,000	0	0	0	0	0	0	0	0	0	0	1,000
BONDS	950	0	950	0	0	0	0	0	0	0	0	0	0	950
DEVELOPER CONTRIBUTION	50	0	50	0	0	0	0	0	0	0	0	0	0	50
Total Funding	1,000	0	1,000	0	0	0	0	0	0	0	0	0	0	1,000

\$390,529 spent and encumbered through February 2021

\$311,802 spent and encumbered through February 2020

Project Status Installation of vehicle detection - Replacement of traffic signal detection impacted by County projects (ongoing); MD108 at Sheppard Lane (work to be done in conjunction with J4177 and T7101). State to pick up County share. US1 at Port Capital Dr (new signal - completed Nov 2013), MD108 at Sheppard Ln (new signal - completed 2012), MD144 at Folly Quarter Rd|John Bernard Dr (new signal - completed 2011), MD144 at Marriottsville Rd|Lancelot Cross (new signal - completed 2011), Installation of video detection - US1 at Whiskey Bottom Rd, MD108 at Phelps Luck Dr|Centre Park Dr, US40 at Pine Orchard Ln|Frederick Rd, MD108 at Mayfield Ave, MD108 at Harpers Farm Rd|Homewood Rd, Installation of LEDs, Installation of Battery Backup Systems, MD97 at Old Frederick Rd (new signal - completed), MD175 at Oceano Ave (signal modification - completed).

FY 2021 Budget	1,000	0	1,000	0	0	0	0	0	0	0	0	0		1,000
Difference 2021 / 2022	0	0	0	0	0	0	0	0	0	0	0	0	0	0

Project: T7104-FY2009 DEVELOPER COUNTY SIGNALS

Description

A project to facilitate the design, construction, and modification of traffic signals and appurtenances at various new development locations where warranted. New or modified traffic signals are considered where land development increases traffic to levels where design warrants are met, in accordance with the Manual on Uniform Traffic Control Devices (MUTCD).

Justification

1. This project will provide a funding source to accumulate developer contributions to traffic signal capital construction and have a project in place to expedite the construction of signals when the warrants are met.
2. This project will be used to implement the Adequate Public Facilities Ordinance (APFO) based on need and traffic studies. It will also be used as a conduit for mitigation under APFO.
3. This project will fund the County's portion of cost share agreements.

Remarks

1. The capital cost of design, construction and modification of traffic signals required for a development shall be paid for by the proposed development.
2. Project will allow the County to complement developer construction with minor needed ancillary improvements such as additional detection and minor curb modification.
3. This project may be used as a funding source for public improvements constructed by others under an agreement approved by the County Council.

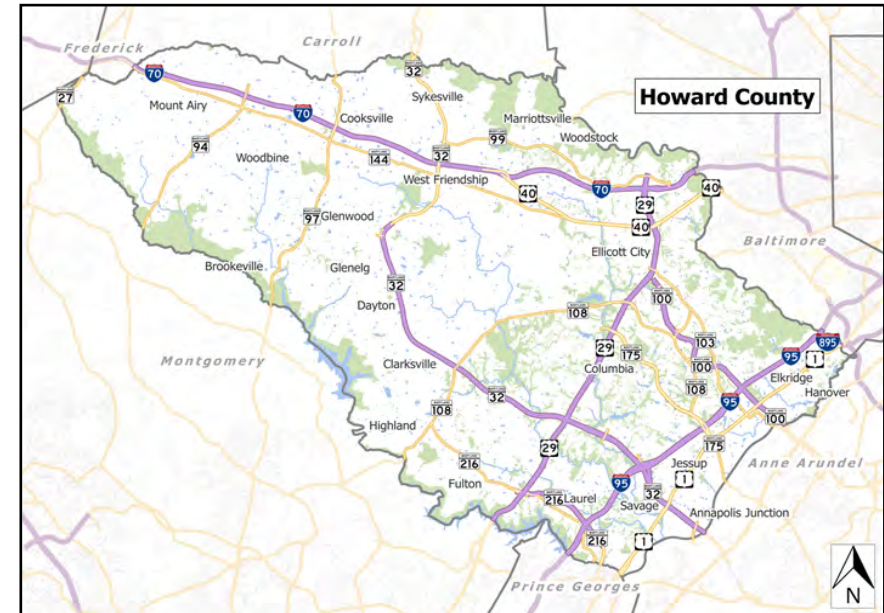
Project Schedule

Program

Operating Budget Impact

No Operating Impact

FY2022 Bonds - Annual Debt Service Payment	0
FY2022 Bonds - 20-Year Total Debt Service Payment	0
Total Project Bonds - Annual Debt Service Payment	19,089
Total Project Bonds - 20-Year Total Debt Service Payment	381,774



Fiscal 2022 Capital Budget

TRAFFIC PROJECTS

Project: T7104-FY2009 DEVELOPER COUNTY SIGNALS

(In Thousands)	Five Year Capital Program										Master Plan			
	Prior Appr.	FY2022 Budget	Appr. Total	Fiscal 2023	Fiscal 2024	Fiscal 2025	Fiscal 2026	Fiscal 2027	Sub Total	Fiscal 2028	Fiscal 2029	Fiscal 2030	Fiscal 2031	Total Project
LAND ACQUISITION	0	0	0	0	0	0	0	0	0	0	0	0	0	0
CONSTRUCTION	1,700	0	1,700	0	0	0	0	0	0	0	0	0	0	1,700
Total Expenditures	1,700	0	1,700	0	0	0	0	0	0	0	0	0	0	1,700
BONDS	250	0	250	0	0	0	0	0	0	0	0	0	0	250
DEVELOPER CONTRIBUTION	1,450	0	1,450	0	0	0	0	0	0	0	0	0	0	1,450
Total Funding	1,700	0	1,700	0	0	0	0	0	0	0	0	0	0	1,700

\$797,548 spent and encumbered through February 2021

\$763,877 spent and encumbered through February 2020

Project Status Under Design: Symphony Woods Rd at South Entrance Rd (future signal under warrant analysis), Symphony Woods Rd at Merriweather Dr (future signal under warrant analysis), Columbia Gateway Dr at Robert Fulton Dr (future signal - under design), Stephens Rd at Sterling Dr|North Laurel Rd (future signal - design complete)

Construction Complete: Governor Warfield Pkwy at Twin Rivers Rd (signal mod – complete June 2020), Twin Rivers at Trumpeter Road (signal mod – complete June 2020), Twin Rivers at Lynx Ln (signal reconstruct – complete June 2020), Broken Land Parkway at Twin Rivers Road (new signal – complete Oct 2020), Snowden River Pkwy at Lincoln Tech Inst (new signal construction- complete July 2019), EMS Station at Symphony Woods (new firehouse signal – construction complete August 2019), Broken Land Pkwy at Hickory Ridge Rd (signal reconstruct - completed Spring 2018), Little Patuxent Pkwy at Governor Warfield Pky. (signal mod - July, 2016), Rogers Ave at Orchard Ave|Patapsco Valley Dr (signal mod - January 2017), Snowden River Pkwy at Minstrel Way (future signal mod| reconstruct - partial construction complete), Little Patuxent Pkwy at Harpers Farm Rd|Campus Way (signal mod - completed Sept 2015), Little Patuxent Pkwy at Broken Land Pky (signal mod - completed Oct 2015), Little Patuxent Pkwy at S. Entrance Rd (signal mod - completed Aug 2014), Coca Cola Dr at Park Circle Dr (signal mod - completed Oct 2014), Broken Land Pky at Town Center|Columbia Mall (signal mod - completed Dec 2014), Little Patuxent Pky at Whole Foods (new signal - completed Aug 2014), Little Patuxent Pkwy at Rouse Bldg|Columbia Mall (signal mod - completed Aug 2014), Marriottsville Rd at Resort Rd All Beth Rd (new signal - completed Apr 2013), Marriottsville Rd at Warwick Way|Barnsley Way (signal mod - completed Apr 2011)

FY 2021 Budget	1,700	0	1,700	0	0	0	0	0	0	0	0	0		1,700
Difference 2021 / 2022	0	0	0	0	0	0	0	0	0	0	0	0	0	0

Project: T7105-FY2011 SIGNALIZATION PROGRAM

Description

A project for the design and construction of various traffic signals when the MUTCD Warrants are met; also includes the modification and modernization of existing traffic signals.

Justification

When a new signal is warranted, construction plans are designed to be utilized by the contractor. Once installed, the signal requires routine maintenance to maximize the benefits of a signal such as enhance safety and mobility as well as reduce intersection delay to support reduced fuel consumption and improved air quality. Outdated signal infrastructure that exceed the twenty (20)-yr. signal life cycle needs replacement and modernization to provide a desired level of performance. This includes connecting to improved communications such as fiber-optics and cellular modems, the installation of weather information systems at traffic signals, and software|hardware upgrades to signal controllers. Timing optimization studies need to be performed and implemented for existing signal systems that need to be updated to account for increases in traffic volumes. Traffic signal modification include ADA upgrades.

Remarks

1. Cost of new signalized intersection is \$300,000.
2. Cost of APS|ADA upgrade per leg is \$60,000.
3. Project includes funds for emergency battery backup systems.
4. Pole inspection report (July 2018) outlines several intersections out of 96 existing traffic signals and 3 hazard identification beacons with critical needs to prevent total structural failure. Project includes funds for reconstruction of aging infrastructure.

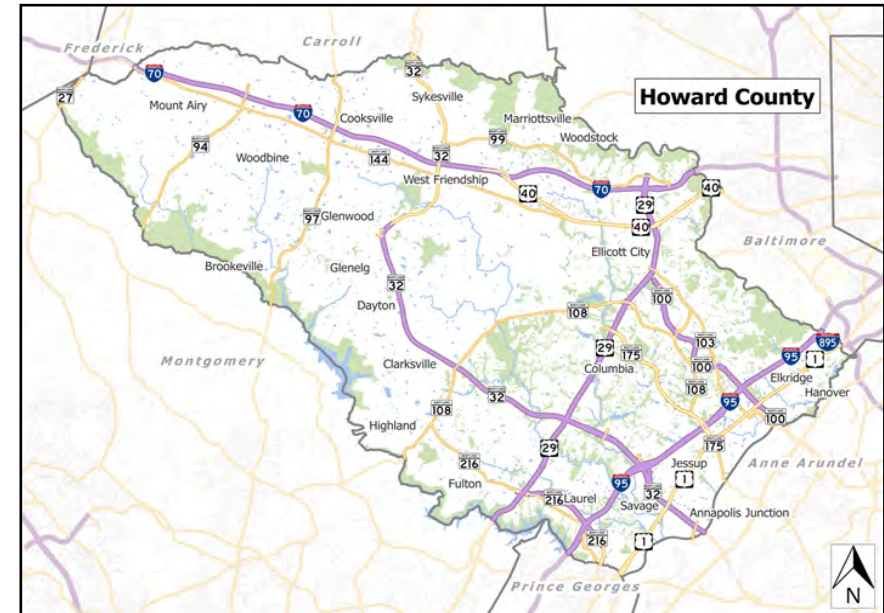
Project Schedule

Program

Operating Budget Impact

No Operating Impact

FY2022 Bonds - Annual Debt Service Payment	106,897
FY2022 Bonds - 20-Year Total Debt Service Payment	2,137,933
Total Project Bonds - Annual Debt Service Payment	1,049,878
Total Project Bonds - 20-Year Total Debt Service Payment	20,997,558



Fiscal 2022 Capital Budget

TRAFFIC PROJECTS

Project: T7105-FY2011 SIGNALIZATION PROGRAM

(In Thousands)	Five Year Capital Program									Master Plan				
	Prior Appr.	FY2022 Budget	Appr. Total	Fiscal 2023	Fiscal 2024	Fiscal 2025	Fiscal 2026	Fiscal 2027	Sub Total	Fiscal 2028	Fiscal 2029	Fiscal 2030	Fiscal 2031	Total Project
PLANS & ENGINEERING	0	100	100	100	100	120	140	140	600	0	0	0	0	700
CONSTRUCTION	3,500	1,300	4,800	1,550	1,450	1,630	1,810	1,810	8,250	0	0	0	0	13,050
Total Expenditures	3,500	1,400	4,900	1,650	1,550	1,750	1,950	1,950	8,850	0	0	0	0	13,750
BONDS	2,600	1,400	4,000	1,650	1,550	1,750	1,950	1,950	8,850	0	0	0	0	12,850
EXCISE TAX BACKED BONDS	900	0	900	0	0	0	0	0	0	0	0	0	0	900
Total Funding	3,500	1,400	4,900	1,650	1,550	1,750	1,950	1,950	8,850	0	0	0	0	13,750

\$3,306,284 spent and encumbered through February 2021

\$2,363,282 spent and encumbered through February 2020

Project Status Under Construction: LPP at Rouse (partial reconstruct – Fall 2020), SR at Berger|Carved Stone (partial reconstruct – Fall 2020), Governor Warfield Pkwy at Windstream Blvd (partial reconstruct – Fall 2020), Twin R at Cross Fox (reconstruct – Fall 2020), Rogers at Town and Country (reconstruct – Summer 2021), All Saints at N Laurel (reconstruct – Summer 2021), Centennial at Old Annapolis|Brenconshire (reconstruct – Fall 2021), Oakland Mills(OM) at Homespun (APS mod – Fall 2021), Snowden River (SR) at OM (reconstruct – Spring 2022), Upgrade to fiber optic and cellular modem communication (ongoing), Various detection upgrade|replacement (ongoing), Change to traffic signal operating software and signal cabinet|controller (ongoing)

In Design: LPP at Governor Warfield (partial reconstruct), Dobbin at OM(reconstruct), OM at Oak Hall (APSADA), Various APS upgrades as needed.

Construction Complete: Harpers Farm (HF) at Eliots Oak (complete – Winter 2020), Cedar at Hickory Ridge (HR) (complete – Summer 2020), LPP at Corporate Center Way (reconstruct – complete September 2019), HF at Cedar (partial reconstruct – complete fall 2018), SR timing optimization from BLP to McGaw (complete - fall 2018), Guilford Road at Eden Brook Drive (reconstruct - fall 2018), Murray Hill at Guilford (APS – summer 2018), Twin Rivers Road at HF (ADAAPS – fall 2018), Main St timing optimization (completed fall 2017).

FY 2021 Budget	3,500	1,000	4,500	1,300	300	1,000	800	0	3,400	0	0	0		7,900
Difference 2021 / 2022	0	400	400	350	1,250	750	1,150	1,950	5,450	0	0	0	0	5,850

Project: T7106-INTERSECTION OR CORRIDOR SAFETY IMPROVEMENT PROGRAM

Description

This project is for the study, design and construction of geometric and pedestrian modifications to improve the safety or increase capacity at various intersections. The project may include flattening of vertical curves, adjusting utilities, widening or adding turn lanes, adding traffic islands or signage, acceleration|deceleration lanes and center turn lanes.

Justification

Modifications may reduce driver delays which will subsequently reduce driver error and accidents under the physical conditions encountered at the intersection. Capacity and level of service may be improved. Vehicular and pedestrian safety may be improved.

Remarks

Title modified in FY2018 to include section of roadway. Previous title: INTERSECTION IMPROVEMENT PROGRAM

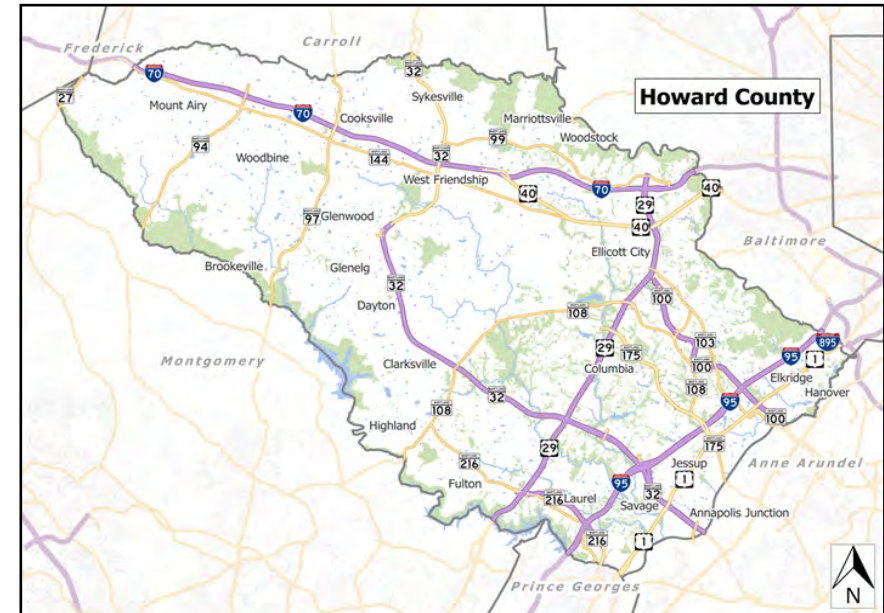
Project Schedule

Program

Operating Budget Impact

No Operating Impact

FY2022 Bonds - Annual Debt Service Payment	45,813
FY2022 Bonds - 20-Year Total Debt Service Payment	916,257
Total Project Bonds - Annual Debt Service Payment	339,779
Total Project Bonds - 20-Year Total Debt Service Payment	6,795,573



Fiscal 2022 Capital Budget

TRAFFIC PROJECTS

Project: T7106-INTERSECTION OR CORRIDOR SAFETY IMPROVEMENT PROGRAM

(In Thousands)	Five Year Capital Program										Master Plan			
	Prior Appr.	FY2022 Budget	Appr. Total	Fiscal 2023	Fiscal 2024	Fiscal 2025	Fiscal 2026	Fiscal 2027	Sub Total	Fiscal 2028	Fiscal 2029	Fiscal 2030	Fiscal 2031	Total Project
PLANS & ENGINEERING	470	0	470	40	40	0	0	0	80	0	0	0	0	550
LAND ACQUISITION	215	0	215	0	0	30	0	0	30	0	0	0	0	245
CONSTRUCTION	2,805	600	3,405	160	160	170	0	0	490	0	0	0	0	3,895
Total Expenditures	3,490	600	4,090	200	200	200	0	0	600	0	0	0	0	4,690
BONDS	2,600	600	3,200	200	200	200	0	0	600	0	0	0	0	3,800
DEVELOPER CONTRIBUTION	240	0	240	0	0	0	0	0	0	0	0	0	0	240
EXCISE TAX BACKED BONDS	650	0	650	0	0	0	0	0	0	0	0	0	0	650
Total Funding	3,490	600	4,090	200	200	200	0	0	600	0	0	0	0	4,690

\$2,595,391 spent and encumbered through February 2021

\$2,508,077 spent and encumbered through February 2020

Project Status Completed: Mayfield Ave - Replace speed humps Oct 12. Marshalee Dr @ Maplecrest Rd - Right turn lane extension Nov 12. Grateful Heart Gate - Median islands Jan 13. Homespun Dr - 2 Pedestrian chokers Jun 13. Broken Land Pkwy @ Guilford Rd - Street Print islands Oct 11. Savage-Guilford Rd @ Jefferson St, Lincoln St and Madison St - Ramps & crosswalk Apr 12. Vollmerhausen Rd @ Wild Grass Ct & Indigo Ct - Pedestrian island and crosswalk May 12. Charter Dr - roundabout Jun 12. Great Star Dr - Pedestrian island diverter - Bicycle retrofit Oct 2. Grateful Heart Gate @ Quiet Night Ride and Ripe Apple - Median rebuild - Jan 13. Montpelier Rd - Pedestrian islands - Nov 13. Brampton Pkwy @ Yorkshire Dr Red Hill Way - Mini roundabout Nov 14. Thunder Hill Rd @ Lightning View Rd - Pedestrian refuge island Oct 14. Old Montgomery Rd @ Tamar Dr (Jeffers Hill) - Roundabout feasibility study. Little Patuxent Parkway at new Howard Community College access - geometric improvements and traffic signal (completed Dec 2016); Stevens Forest Rd at Farewell Rd (100% design complete). Downtown - Cordon line study - completed, Stevens Forest Rd at Farewell Rd - mini roundabout FY19, Columbia Road|Hemlock Cone|Kingscup - roundabout FY19,

Proposed Projects: Warwick Way|Birmingham Way|Enfield Dr|Star Chaser Cir - Mini roundabout (Estimate, - \$420k). Old Montgomery Rd @ Tamar Dr (Jeffers Hill) - Design Complete (Total Estimate \$1.25M), Corridor Studies (\$65k).

FY 2021 Budget	3,490	700	4,190	500	600	200	0	0	1,300	0	0	0		5,490
Difference 2021 / 2022	0	(100)	(100)	(300)	(400)	0	0	0	(700)	0	0	0	0	(800)

Project schedule|funding changed due to funding constraint

Project: T7107-FY2014 DOWNTOWN COLUMBIA PATUXENT BRANCH TRAIL EXTENSION

Description

A project connecting Downtown Columbia at Lake Kittamaquidi and extending to the existing Patuxent Branch Trail. This project would provide a car-free connection from Downtown Columbia to Savage; including the existing portion of the trail, and will connect to the planned east-west Hospital to Blandair Park multi-use pathway.

Justification

To complete the missing link in the off-road pathway between the existing Patuxent Branch Trail and the planned Downtown Columbia multi-use pathway. The project study considered multiple alignments between Columbia and the existing Patuxent Branch Trail.

Remarks

1. Project addresses the need for a major off-road pathway connection.
2. Grant funding from the state of MD was approved September 2014. Project has been approved for preliminary plans and engineering for Phase 1. Additional grant funding will be sought for construction.
3. Project will be done in partnership with the Columbia Association (CA).
4. DEVELOPER CONTRIBUTION represents funding from CA.
5. The feasibility study is complete and recommended the project to be completed in two phases. Phase 1 is for alignment from Columbia Town Center to Stevens Forest Road only. Phase 1 offers a flat off road alternative connection to cross under US29 and Broken Land Parkway. Phase 2 is for alignment options from Stevens Forest Road to Lake Elkhorn.

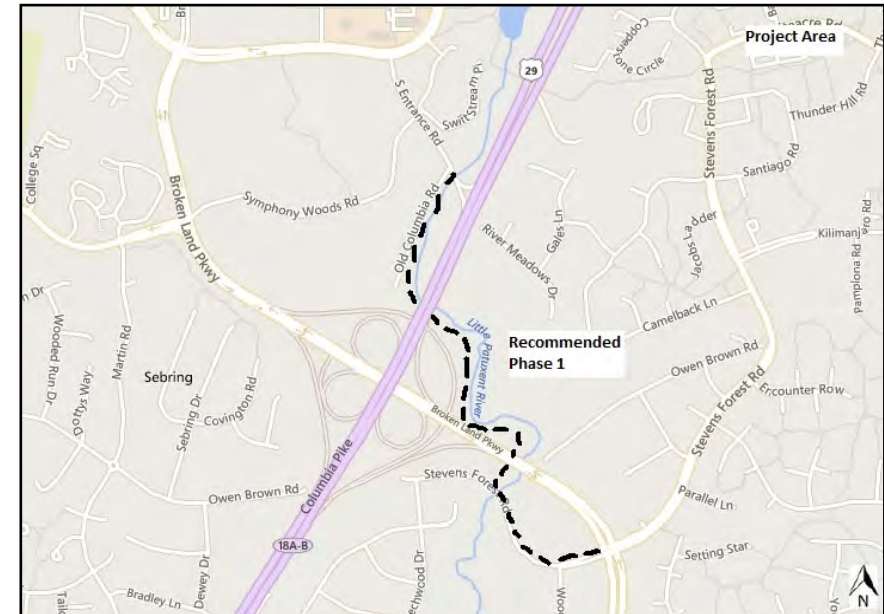
Project Schedule

- FY22 - 100% design of Phase 1.
- FY24 - Construction of Phase 1.
- FY24 - Phase 2 community outreach and preliminary engineering.

Operating Budget Impact

No Operating Impact

FY2022 Bonds - Annual Debt Service Payment	0
FY2022 Bonds - 20-Year Total Debt Service Payment	0
Total Project Bonds - Annual Debt Service Payment	148,510
Total Project Bonds - 20-Year Total Debt Service Payment	2,970,200



Fiscal 2022 Capital Budget

TRAFFIC PROJECTS

Project: T7107-FY2014 DOWNTOWN COLUMBIA PATUXENT BRANCH TRAIL EXTENSION

(In Thousands)	Five Year Capital Program										Master Plan			
	Prior Appr.	FY2022 Budget	Appr. Total	Fiscal 2023	Fiscal 2024	Fiscal 2025	Fiscal 2026	Fiscal 2027	Sub Total	Fiscal 2028	Fiscal 2029	Fiscal 2030	Fiscal 2031	Total Project
PLANS & ENGINEERING	675	0	675	0	0	0	0	0	0	0	0	0	0	675
CONSTRUCTION	500	0	500	0	5,000	0	0	0	5,000	0	0	0	0	5,500
Total Expenditures	1,175	0	1,175	0	5,000	0	0	0	5,000	0	0	0	0	6,175
BONDS	945	0	945	0	1,000	0	0	0	1,000	0	0	0	0	1,945
DEVELOPER CONTRIBUTION	50	0	50	0	0	0	0	0	0	0	0	0	0	50
GRANTS	180	0	180	0	4,000	0	0	0	4,000	0	0	0	0	4,180
Total Funding	1,175	0	1,175	0	5,000	0	0	0	5,000	0	0	0	0	6,175

\$317,690 spent and encumbered through February 2021

\$271,131 spent and encumbered through February 2020

Project Status

FY14 - Feasibility study-complete.

FY17 - Phase I preliminary design completed (MD Bikeway Grant).

FY19 - Phase I 60% design (MD Bikeway Grant).

FY22 - Phase 1 100% design

FY24 - Phase 1 construction (one million dollars for grant match transferred from K5066 FY27)

FY24 - Phase 2 community outreach and preliminary engineering

FY 2021 Budget	1,175	2,100	3,275	0	0	0	0	0	0	0	0	0		3,275
Difference 2021 / 2022	0	(2,100)	(2,100)	0	5,000	0	0	0	5,000	0	0	0	0	2,900

Project: T7108-FY2016 CLARKSVILLE-RIVER HILL STREETScape IMPROVEMENTS

Description

A project to plan, design and construct road and related improvements -- including streetscape, storm water management, pedestrian, bicycle, and public space enhancements in the Route 108 corridor.

Justification

PlanHoward 2030 calls for the enhancement of established communities through strategic public infrastructure investments (Policy 10.1). Projects will improve the transportation system, increase safety, accessibility and mobility, improve treatment of storm water runoff and will implement the community-based vision for street, pedestrian and bike circulation and public open space design.

Remarks

1. The County is working with the community to implement road related improvements and design guidelines that address the public right-of-way along Route 108 and adjacent private property.
2. Design will reflect adopted design guidelines in the 2016 Clarksville Pike Streetscape and Design Guidelines.
3. Public easements on private property will be needed to advance certain improvements.
4. Project will need to be coordinated with pending private sector road and pathway improvements and MDOT SHA MD 32 related mitigation project.

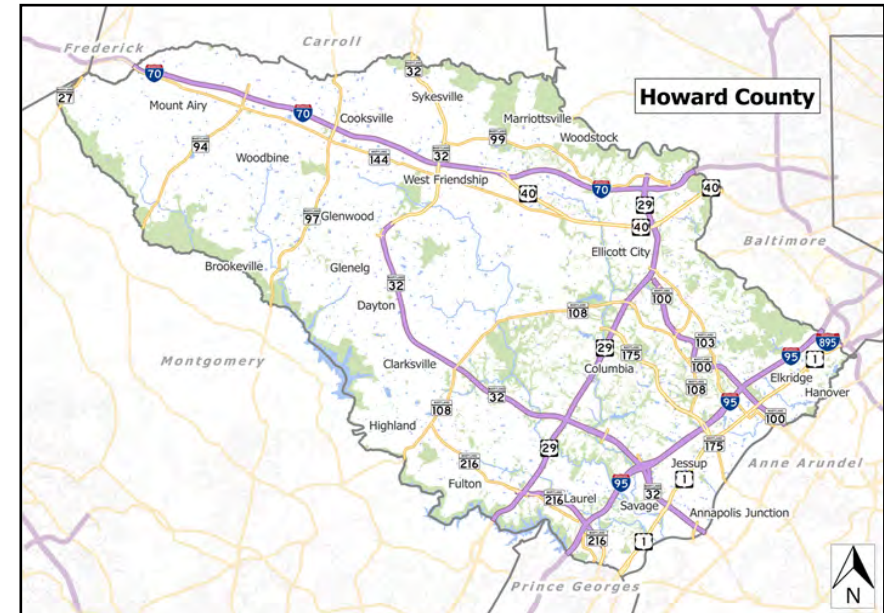
Project Schedule

- FY17 - Community design guidelines and permit approval.
- FY19-FY20 - 30% Design.
- FY21-FY22 - Initiate 65% Design.
- FY22-FY23 - Final Design.
- FY24-FY25 - Project Construction.
- FY26 - Closeout

Operating Budget Impact

No Operating Impact

FY2022 Bonds - Annual Debt Service Payment	0
FY2022 Bonds - 20-Year Total Debt Service Payment	0
Total Project Bonds - Annual Debt Service Payment	66,810
Total Project Bonds - 20-Year Total Debt Service Payment	1,336,208



Fiscal 2022 Capital Budget

TRAFFIC PROJECTS

Project: T7108-FY2016 CLARKSVILLE-RIVER HILL STREETScape IMPROVEMENTS

(In Thousands)	Five Year Capital Program										Master Plan			
	Prior Appr.	FY2022 Budget	Appr. Total	Fiscal 2023	Fiscal 2024	Fiscal 2025	Fiscal 2026	Fiscal 2027	Sub Total	Fiscal 2028	Fiscal 2029	Fiscal 2030	Fiscal 2031	Total Project
PLANS & ENGINEERING	575	0	575	100	200	0	0	0	300	0	0	0	0	875
Total Expenditures	575	0	575	100	200	0	0	0	300	0	0	0	0	875
BONDS	575	0	575	100	200	0	0	0	300	0	0	0	0	875
Total Funding	575	0	575	100	200	0	0	0	300	0	0	0	0	875

\$571,845 spent and encumbered through February 2021

\$197,012 spent and encumbered through February 2020

Project Status Project Status Draft design guidelines were prepared in FY15 and were adopted by the Council as resolution CR169-2015. In FY19, the 30% design project was initiated, including the design waiver process. In FY21 and FY22, the 65% design for short term improvements will be initiated, with project construction in FY24 and FY25. Project budget adjusted based on cost estimate received during 30% design phase.

FY 2021 Budget	575	2,000	2,575	0	100	0	0	0	100	0	0	0		2,675
Difference 2021 / 2022	0	(2,000)	(2,000)	100	100	0	0	0	200	0	0	0	0	(1,800)

Project: T7109-FY2016 DEVELOPER STREETLIGHT PROGRAM

Description

A project to facilitate the design, installation and modification of street lights in new developments. New street lights are planned for most new residential developments and many site development plans based on DPZ and DPW guidelines.

Justification

This project will provide a funding source to accumulate developer street light funds collected as part of the developer agreement process and to pay BGE for the installation of the street lights when the development is constructed.

Remarks

1. The capital cost of the construction and installation of the street lights for each development will be paid for by the funds collected for that development when the developer agreement was signed.
2. OTHER represents the existing developer street light funds that are being transferred from the developer street light balance sheet account to this project.
3. Request represents funding to allow the County to make minor improvements/upgrades to the developer street light plan.

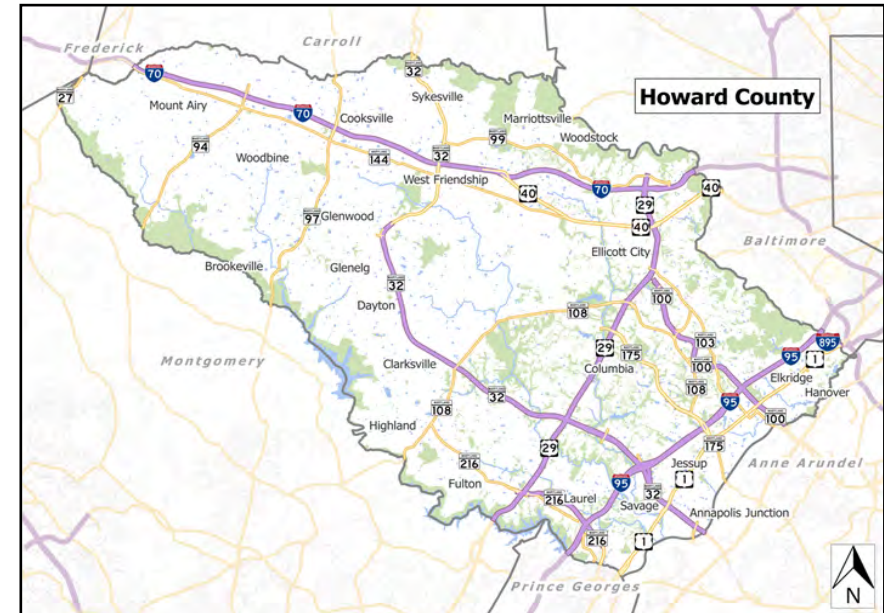
Project Schedule

Program

Operating Budget Impact

No Operating Impact

FY2022 Bonds - Annual Debt Service Payment	0
FY2022 Bonds - 20-Year Total Debt Service Payment	0
Total Project Bonds - Annual Debt Service Payment	0
Total Project Bonds - 20-Year Total Debt Service Payment	0



Fiscal 2022 Capital Budget

TRAFFIC PROJECTS

Project: T7109-FY2016 DEVELOPER STREETLIGHT PROGRAM

(In Thousands)	Five Year Capital Program									Master Plan				
	Prior Appr.	FY2022 Budget	Appr. Total	Fiscal 2023	Fiscal 2024	Fiscal 2025	Fiscal 2026	Fiscal 2027	Sub Total	Fiscal 2028	Fiscal 2029	Fiscal 2030	Fiscal 2031	Total Project
CONSTRUCTION	5,475	425	5,900	425	425	425	425	425	2,125	0	0	0	0	8,025
Total Expenditures	5,475	425	5,900	425	425	425	425	425	2,125	0	0	0	0	8,025
DEVELOPER CONTRIBUTION	2,400	400	2,800	400	400	400	400	400	2,000	0	0	0	0	4,800
OTHER SOURCES	3,000	0	3,000	0	0	0	0	0	0	0	0	0	0	3,000
PAY AS YOU GO	75	25	100	25	25	25	25	25	125	0	0	0	0	225
Total Funding	5,475	425	5,900	425	425	425	425	425	2,125	0	0	0	0	8,025

\$3,620,592 spent and encumbered through February 2021

\$2,820,592 spent and encumbered through February 2020

Project Status Installed in 2019: Enclave @ River Hill (Phase 1B), Oxford Square (F15-008), Turf Valley (Fairways – Phases 1A, 2, & 3), Doves Fly, Estates @ Patapsco Park (Phase 3), Estates @ Schooley Mill, Honeysuckle Ridge, Midway Business Center, Downtown Columbia (Crescent Neighborhood – Merriweather Drive & Symphony Woods Rd), Samuel’s Grant, Turf Valley (Mount Villa Pkwy & Town Square Pkwy), Westmount (Section 1), Westland Farm Estates, Shipley’s Grant (Section VIII), and Village Crest Drive.

Installed in 2020: Enclave @ River Hill (Phase 2A & 2B), Westmount (Phase 1C), Turf Valley Caperton Village (Phase 1A), Elkdale Glenn Property, Magnolia Manor West, Dorsey Glen (Phase 2), Preserve at Marriotts Ridge, Maple Lawn South (Section 1B), Turf Valley, Trotter’s Knoll (Section 1), Corridor Square, Royal Farms @ Minstrel Way, Rockburn Estates, Wilde Lake Pathway (Section 1 & 2).

Potential 2021 Projects: Maple Lawn South (Section 2), Oxford Square (Phase 5), Westmount (Section 2), Trotter’s Knoll (Section 2), Chapelgate, Eden Brook, Huntington Point, Falcon Place, Grace Meadows, Oakland Ridge Industrial Park, Village @ Town Square (Phase 2), and Wexley @ MD 100.

FY 2021 Budget	5,475	425	5,900	425	425	0	0	0	850	0	0	0		6,750
Difference 2021 / 2022	0	0	0	0	0	425	425	425	1,275	0	0	0	0	1,275

Howard County, MD
FY 2022 Executive Proposed Capital Budget
WATER PROJECTS

Project Information	Funding Source	Prior Approp.	FY 2022	Total	FY 2023	FY 2024	FY 2025	FY 2026	FY 2027	Total
W8206-FY1995 METALLIC PIPELINE CORROSION STUDIES	C	7,100	0	7,100	0	0	0	0	0	7,100
	Total	7,100	0	7,100	0	0	0	0	0	7,100
A project to fund the study, maintenance, and remediation of corrosion related failures at various locations throughout the County.										
W8218-WATER CONTINGENCY FUND	C	1,265	0	1,265	0	0	0	0	0	1,265
	D	3,000	0	3,000	0	0	0	0	0	3,000
	M	300	0	300	0	0	0	0	0	300
	O	85	0	85	0	0	0	0	0	85
	Total	4,650	0	4,650	0	0	0	0	0	4,650
The fund is designed for use as a revenue source for (1) the transfer of appropriations when either the construction costs are higher than originally estimated or engineering costs must be advanced from future years to the present fiscal year for critical water needs; (2) construction and inspection services and ordering of large water meters for sites that do not require formal developer agreements but require water service connections, fire hydrants, short extensions of public water mains, or other appurtenances performed under water or sewer connection agreements with the County.										
W8220-FY1998 SHARED WATER FACILITY IMPROVEMENTS	C	11,150	0	11,150	0	0	0	0	0	11,150
	M	3,900	0	3,900	0	0	0	0	0	3,900
	Total	15,050	0	15,050	0	0	0	0	0	15,050
A project for the planning, design and construction of major water facilities, mains, pumping stations, reservoirs and treatment plants in the Baltimore City Central Water System.										
W8245-FY2003 RIGHT of WAY RESTORATION PROGRAM	C	8,623	0	8,623	0	0	0	0	0	8,623
	Total	8,623	0	8,623	0	0	0	0	0	8,623
State and County roads, sidewalks and curbs that are damaged, primarily by water main breaks, require permanent restoration.										
W8262-FY2004 GUILFORD ELEVATED WATER TANK	C	11,240	0	11,240	0	0	0	0	0	11,240
	M	6,500	0	6,500	0	0	0	0	0	6,500
	Total	17,740	0	17,740	0	0	0	0	0	17,740
A project for the design and construction of a 2.										

Howard County, MD
FY 2022 Executive Proposed Capital Budget
WATER PROJECTS

Project Information	Funding Source	Prior Approp.	FY 2022	Total	FY 2023	FY 2024	FY 2025	FY 2026	FY 2027	Total
W8265-FY2005 US 29 WATER MAIN/RIVERS MEADOWS DR to BROKEN LAND PKWY	C	3,680	0	3,680	0	0	0	0	0	3,680
A project for the rehabilitation of the water transmission main located in the vicinity of Broken Land Parkway and US29.	I	800	0	800	0	0	0	0	0	800
	Total	4,480	0	4,480	0	0	0	0	0	4,480
W8267-FY2005 WATER VALVE MANAGEMENT SYSTEM	C	1,427	0	1,427	0	0	0	0	0	1,427
The purpose of this project is to exercise and maintain all County owned valves within the water distribution system.	I	1,120	0	1,120	0	0	0	0	0	1,120
	M	1,040	0	1,040	0	0	0	0	0	1,040
	Total	3,587	0	3,587	0	0	0	0	0	3,587
W8274-FY 2007 SCADA SYSTEM UPGRADE	C	6,965	0	6,965	0	0	0	0	0	6,965
A project to upgrade the Supervisory Control and Data Acquisition System (SCADA) at the Bureau of Utilities Operations building and all remote sites.	Total	6,965	0	6,965	0	0	0	0	0	6,965
W8289-FY2009 WATER METER BATTERY REPLACEMENT	C	10,033	0	10,033	0	0	0	0	0	10,033
This project is to provide for the replacement of the battery systems, radios and meters in the County's existing residential and commercial radio read water metering system that have reached the end of their projected ten (10) year lives.	I	3,763	0	3,763	0	0	0	0	0	3,763
	L	3,000	0	3,000	0	0	0	0	0	3,000
	M	2,060	0	2,060	0	0	0	0	0	2,060
	Total	18,856	0	18,856	0	0	0	0	0	18,856
W8291-FY2009 ELEVATED WATER TANK RECOATING	C	4,481	0	4,481	0	0	0	0	0	4,481
A project to study and prioritize the cleaning, repairing and recoating of the County water system's existing elevated water storage tanks.	I	1,143	0	1,143	0	0	0	0	0	1,143
	Total	5,624	0	5,624	0	0	0	0	0	5,624
W8300-FY2011 LEVERING AVENUE WATER MAIN	C	550	0	550	0	0	0	0	0	550
A project for the design and construction of 6,350 LF of 12-inch water main from Gun Road in the Patapsco State Park in Baltimore County to Levering Avenue in Howard County to US1.	M	4,196	0	4,196	0	0	0	0	0	4,196
	Total	4,746	0	4,746	0	0	0	0	0	4,746

Howard County, MD
FY 2022 Executive Proposed Capital Budget
WATER PROJECTS

Project Information	Funding Source	Prior Approp.	FY 2022	Total	FY 2023	FY 2024	FY 2025	FY 2026	FY 2027	Total
W8303-FY2018 ANDERSON AVE MOUND STREET WATER MAIN A project for the design and construction of 1,000 LF of 12-inch water main along Anderson Avenue from Mound Street to Hanover Road.	M	965	60	1,025	0	0	0	0	0	1,025
	Total	965	60	1,025	0	0	0	0	0	1,025
W8304-FY2015 COLUMBIA WATER PUMPING STATION IMPROVEMENTS A project to upgrade the Columbia Water Pumping Station.	I	1,010	0	1,010	0	0	0	0	0	1,010
	M	2,250	0	2,250	0	0	0	0	0	2,250
	Total	3,260	0	3,260	0	0	0	0	0	3,260
W8309-FY2014 MISSION ROAD WATER MAIN LOOP A project for the design and construction of 4,500 LF of 12-inch water main along Mission Road to Columbia Gateway Drive.	M	2,700	500	3,200	0	0	0	0	0	3,200
	Total	2,700	500	3,200	0	0	0	0	0	3,200
W8313-FY2011 FIRE HYDRANT INSPECTION PROGRAM Develop a Fire Hydrant Inspection Program that will include all County owned fire hydrants within the distribution system.	C	1,446	0	1,446	0	0	0	0	0	1,446
	I	808	0	808	0	0	0	0	0	808
	M	2,619	0	2,619	0	0	0	0	0	2,619
	Total	4,873	0	4,873	0	0	0	0	0	4,873
W8320-FY2013 WHISKEY BOTTOM PUMP STATION RELOCATION A project to relocate the Whiskey Bottom Road pumping station and related suction and discharge pipelines and to increase pumping capacity.	M	5,500	0	5,500	0	0	0	0	0	5,500
	Total	5,500	0	5,500	0	0	0	0	0	5,500
W8322-FY2013 WILDE LAKE WATER MAIN STUDY and REHABILITATION A project to determine the condition of 44,000 feet of water main in the Wilde Lake area and to perform necessary repairs or replacements.	M	14,235	0	14,235	0	0	0	0	0	14,235
	Total	14,235	0	14,235	0	0	0	0	0	14,235

Howard County, MD
FY 2022 Executive Proposed Capital Budget
WATER PROJECTS

Project Information	Funding Source	Prior Approp.	FY 2022	Total	FY 2023	FY 2024	FY 2025	FY 2026	FY 2027	Total
W8324-FY2014 WATER SYSTEM LOOPING FIRE PROTECTION UPGRADE	M	3,500	0	3,500	1,610	1,860	0	0	0	6,970
	Total	3,500	0	3,500	1,610	1,860	0	0	0	6,970
A project for the design and construction of various water system upgrades and improvements to meet County standards for water system redundancy, pressure and flow rates requirements for fire protection.										
W8325-FY2014 RECLAIMED WATER SYSTEM DEVELOPMENT	M	4,573	0	4,573	918	973	0	0	0	6,464
	O	55	0	55	0	0	0	0	0	55
	Total	4,628	0	4,628	918	973	0	0	0	6,519
Develop, design, and construct a reclaimed water system to serve various parts of the County with reclaimed water from the LPWRP, or a stand-alone system constructed under this project.										
W8327-FY2015 OLD LAWYER HILL ROAD WATER SUPPLY MAIN REPLACEMENT	M	1,210	0	1,210	0	0	0	0	0	1,210
	Total	1,210	0	1,210	0	0	0	0	0	1,210
A project for the replacement of 1,610 LF of 8-inch water main in Old Lawyers Hill Road.										
W8328-FY2015 630 WEST ZONE WATER PUMPING STATION	M	10,000	0	10,000	0	0	0	0	0	10,000
	Total	10,000	0	10,000	0	0	0	0	0	10,000
A project for the design and construction of a pumping station to serve the Elevation 630 West water zone.										
W8329-FY2015 PCCP STUDY AND FAILURE MITIGATION	C	3,500	0	3,500	0	0	0	0	0	3,500
	Total	3,500	0	3,500	0	0	0	0	0	3,500
A project to investigate and determine the condition of all prestressed concrete cylinder pipe (PCCP) transmission mains in the water distribution system.										

Howard County, MD
FY 2022 Executive Proposed Capital Budget
WATER PROJECTS

Project Information	Funding Source	Prior Approp.	FY 2022	Total	FY 2023	FY 2024	FY 2025	FY 2026	FY 2027	Total
W8330-FY2017 OLD COLUMBIA PIKE WATER MAIN REHABILITATION/REPLACEMENT	M	5,515	0	5,515	0	0	0	0	0	5,515
A project to rehabilitate replace 9,850 LF of 4-inch, 6-inch and 8-inch diameter water mains in Old Columbia Pike between Montgomery Road (MD Route 103) and Main Street (MD Route 144).	Total	5,515	0	5,515	0	0	0	0	0	5,515
W8331-FY2017 TWIN RIVERS ROAD WATER MAIN REPLACEMENT	M	2,565	0	2,565	0	0	0	0	0	2,565
A project to replace 6,000 LF of 12-inch diameter water main within Twins Rivers Road; between Governor Warfield Parkway and Harpers Farm Road.	Total	2,565	0	2,565	0	0	0	0	0	2,565
W8333 - FY2021 NORTH LAUREL and SAVAGE AREA WATER SYSTEM IMPROVEMENTS	M	1,000	3,000	4,000	0	0	0	0	0	4,000
A project for the design and construction of water system improvements within the North Laurel and Savage areas.	Total	1,000	3,000	4,000	0	0	0	0	0	4,000
W8334 - FY2027 CLARKSVILLE ELEVATED WATER TANK	M	0	0	0	0	0	0	0	1,200	1,200
A project for the design and construction of a 0.	Total	0	0	0	0	0	0	0	1,200	1,200
W8335 - FY2021 ELKRIDGE WPS SUCTION LINE REPLACEMENT	M	1,000	0	1,000	15,000	0	0	0	0	16,000
A project to replace 6,500 LF of 36-inch water main in Elkridge, MD.	Total	1,000	0	1,000	15,000	0	0	0	0	16,000
W8600-UTILITY SYSTEMIC ADDITIONS IMPROVEMENTS	C	4,000	0	4,000	0	0	0	0	0	4,000
A project for the design and construction of various additions and improvements to the water and sewer system or its associated infrastructure.	G	915	0	915	0	0	0	0	0	915
	M	8,000	0	8,000	0	0	0	0	0	8,000
	Total	12,915	0	12,915	0	0	0	0	0	12,915

Howard County, MD
FY 2022 Executive Proposed Capital Budget
WATER PROJECTS

Project Information	Funding Source	Prior Approp.	FY 2022	Total	FY 2023	FY 2024	FY 2025	FY 2026	FY 2027	Total
W8601-FY2016 ACQUISITION CONTINGENCY FUND	C	705	155	860	0	155	0	0	0	1,015
Project funding will be used to resolve easement and rights-of-way issues on water and sewer projects which have been constructed or special quick response projects of a capital nature requiring title research, appraisals and acquisition.	I	100	50	150	0	50	0	0	0	200
	Total	805	205	1,010	0	205	0	0	0	1,215
W8602-FY2016 SLEEVES RELOCATIONS AND APPURTENANCES	C	2,000	0	2,000	0	0	0	0	0	2,000
A project for funding design and construction of sewer and water lines in conjunction with Maryland State Highway Administration (SHA) and Howard County projects prior to construction.	I	0	500	500	500	0	500	0	0	1,500
	M	4,050	750	4,800	1,300	0	550	0	0	6,650
	Total	6,050	1,250	7,300	1,800	0	1,050	0	0	10,150
W8603-FY2020 WATER ASSET MANAGEMENT PROGRAM	C	6,500	4,002	10,502	4,062	3,572	3,572	2,127	2,127	25,962
A project [program] to coordinate and centralize water utility management efforts in order to extend the useful life of our existing water system assets.	I	2,470	1,483	3,953	4,483	1,393	1,393	1,393	1,393	14,008
	M	3,000	5,500	8,500	5,700	5,700	5,700	6,730	6,730	39,060
	Total	11,970	10,985	22,955	14,245	10,665	10,665	10,250	10,250	79,030
W8698-ROUTINE WATER EXTENSION PROGRAM	M	4,275	0	4,275	625	625	625	610	610	7,370
A project to design and construct routine water main extensions in the Metropolitan District requested by landowners.	Total	4,275	0	4,275	625	625	625	610	610	7,370
WATER PROJECTS Total		197,887	16,000	213,887	34,198	14,328	12,340	10,860	12,060	297,673

Howard County, MD
FY 2022 Executive Proposed Capital Budget (\$000)
WATER PROJECTS

	Revenue Source	Prior Total	Current FY	Appropriation Total
D	DEVELOPER CONTRIBUTION	3,000	0	3,000
G	GRANTS	915	0	915
I	IN-AID of CONSTRUCT UTILITIES	11,214	2,033	13,247
L	LEASE	3,000	0	3,000
M	METRO DISTRICT BOND	94,953	9,810	104,763
O	OTHER SOURCES	140	0	140
C	UTILITY CASH	84,665	4,157	88,822
Total		197,887	16,000	213,887

Howard County, MD
FY 2022 Executive Proposed 5 Year Capital Budget Project Type Summary
WATER PROJECTS

Revenue Source	Prior Approp	Current FY	2023	2024	2025	2026	2027	Total
C UTILITY CASH	84,665	4,157	4,062	3,727	3,572	2,127	2,127	104,437
D DEVELOPER CONTRIBUTION	3,000	0	0	0	0	0	0	3,000
G GRANTS	915	0	0	0	0	0	0	915
I IN-AID of CONSTRUCT UTILITIES	11,214	2,033	4,983	1,443	1,893	1,393	1,393	24,352
L LEASE	3,000	0	0	0	0	0	0	3,000
M METRO DISTRICT BOND	94,953	9,810	25,153	9,158	6,875	7,340	8,540	161,829
O OTHER SOURCES	140	0	0	0	0	0	0	140
Total	197,887	16,000	34,198	14,328	12,340	10,860	12,060	297,673

Fiscal 2022 Capital Budget

WATER PROJECTS

Project: W8206-FY1995 METALLIC PIPELINE CORROSION STUDIES

Description

A project to fund the study, maintenance, and remediation of corrosion related failures at various locations throughout the County. Work will include testing soil for chlorides, sulfides, acidity, redox potential, soil voltage potential and electrical resistivity. The project also includes funding to install sacrificial anodes, monitor existing test stations, test coating thicknesses, maintain the computer corrosion database, purchase corrosion investigation equipment and replacement of water and sewer mains damaged as a result of corrosion. The project will also provide review and analysis of Developer generated corrosion reports.

Justification

Corrosion problems usually develop long after the Capital Project has been financially closed out. As problems arise and corrosion is suspected, corrosion testing and mitigation will be performed to extend the service life of the facility. This project will also support the County's Corrosion Control Program and monitoring of existing test stations.

Remarks

1. Project is an ongoing program to investigate water main failures due to corrosion.
2. The project will reduce main failures and thereby reduce operating cost.
3. A Hot Spot protection program will be initiated under this Capital Project.
4. Set up and maintain the GIS corrosion database.

Project Schedule

Ongoing program

FY20 - Evaluation of the remaining useful life of water lines at: High Tor Hill, Mission Road, Red Jacket Way, and Dunloggin Road areas.

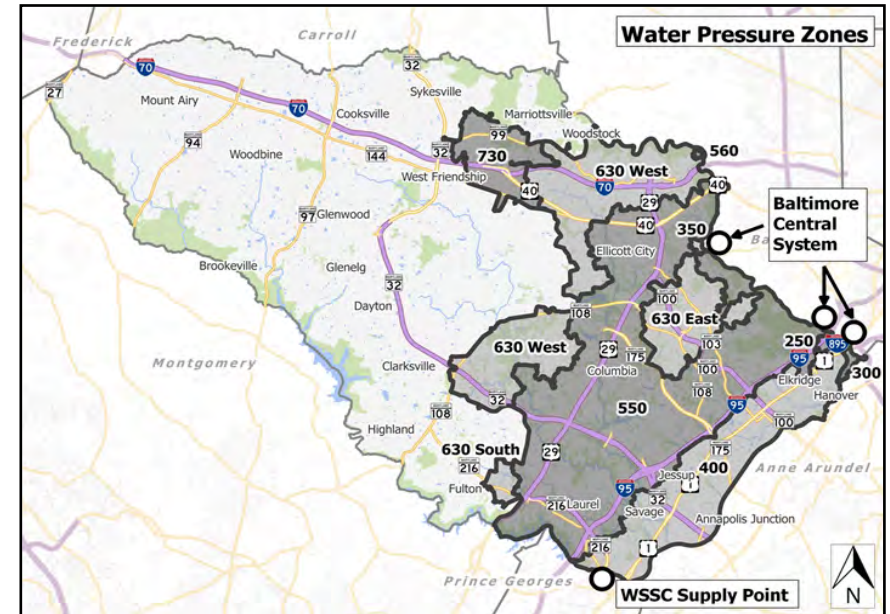
Other areas as needs develop.

FY21-FY22 - Close. Work effort to continue under W8603 - Water Asset Management Program

Operating Budget Impact

The project will reduce operating costs.

FY2022 Bonds - Annual Debt Service Payment	0
FY2022 Bonds - 20-Year Total Debt Service Payment	0
Total Project Bonds - Annual Debt Service Payment	0
Total Project Bonds - 20-Year Total Debt Service Payment	0



Explanation of Changes

None.

Fiscal 2022 Capital Budget

WATER PROJECTS

Project: W8206-FY1995 METALLIC PIPELINE CORROSION STUDIES

(In Thousands)	Five Year Capital Program										Master Plan			
	Prior Appr.	FY2022 Budget	Appr. Total	Fiscal 2023	Fiscal 2024	Fiscal 2025	Fiscal 2026	Fiscal 2027	Sub Total	Fiscal 2028	Fiscal 2029	Fiscal 2030	Fiscal 2031	Total Project
PLANS & ENGINEERING	2,100	0	2,100	0	0	0	0	0	0	0	0	0	0	2,100
LAND ACQUISITION	0	0	0	0	0	0	0	0	0	0	0	0	0	0
CONSTRUCTION	4,800	0	4,800	0	0	0	0	0	0	0	0	0	0	4,800
ADMINISTRATION	200	0	200	0	0	0	0	0	0	0	0	0	0	200
Total Expenditures	7,100	0	7,100	0	0	0	0	0	0	0	0	0	0	7,100
UTILITY CASH	7,100	0	7,100	0	0	0	0	0	0	0	0	0	0	7,100
Total Funding	7,100	0	7,100	0	0	0	0	0	0	0	0	0	0	7,100

\$4,179,740 spent and encumbered through February 2021

\$4,140,636 spent and encumbered through February 2020

Project Status

Completed FY19 and prior: 1. A program to incorporate corrosion studies into the County's GIS performed; 2. Corrosion study and evaluation - Route 1 Corridor and Toll House Road; 3. GIS Database maintenance; 4. Painted Cup Court water line replaced; 5. Toll House Road anode and road repair; 6. Various corrosion reports and studies related to county wide breaks conducted; 7. Savage area water main leak detection pilot.

Projects completed FY20: 1. Various corrosion reports and studies conducted in conjunction with county wide water main breaks; 2. Utilis Leak Detection of the Planned Service Area.

FY 2021 Budget	7,100	0	7,100	0	0	0	0	0	0	0	0	0		7,100
Difference 2021 / 2022	0	0	0	0	0	0	0	0	0	0	0	0	0	0

None.

Fiscal 2022 Capital Budget

WATER PROJECTS

Project: W8218-WATER CONTINGENCY FUND

Description

The fund is designed for use as a revenue source for (1) the transfer of appropriations when either the construction costs are higher than originally estimated or engineering costs must be advanced from future years to the present fiscal year for critical water needs; (2) construction and inspection services and ordering of large water meters for sites that do not require formal developer agreements but require water service connections, fire hydrants, short extensions of public water mains, or other appurtenances performed under water or sewer connection agreements with the County.

Justification

1. This fund will allow for the timely completion of approved projects by contingency funding as required and rapid response to critical situations.
2. Howard County Code section 20.608 establishes the requirements to charge for connections, and the requirements to receive payment prior to making or approving the connection.

Remarks

1. Installation of water service connections are made where none exist and new connections are required.
2. The County will only construct connections at the discretion of the Director of Public Works.

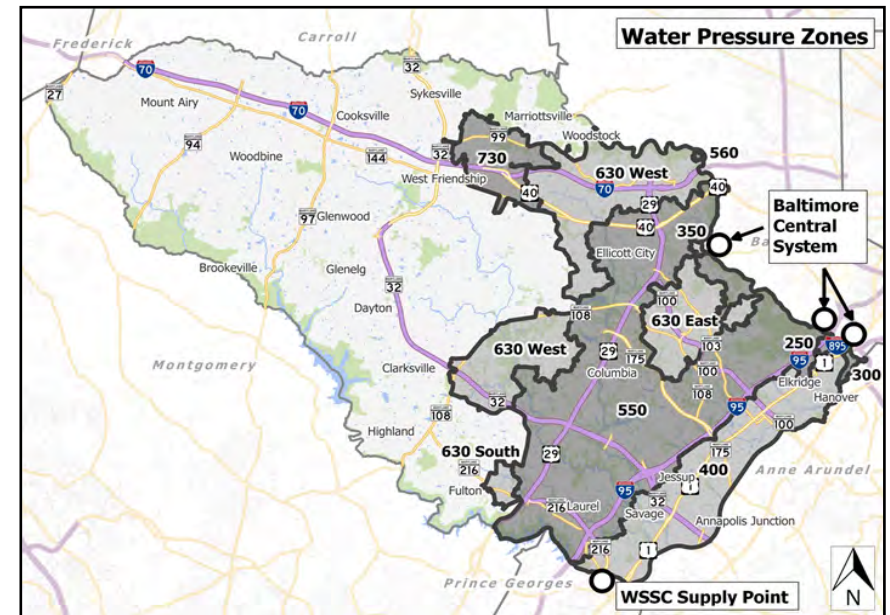
Project Schedule

Ongoing program

Operating Budget Impact

None.

FY2022 Bonds - Annual Debt Service Payment	0
FY2022 Bonds - 20-Year Total Debt Service Payment	0
Total Project Bonds - Annual Debt Service Payment	22,906
Total Project Bonds - 20-Year Total Debt Service Payment	458,129



Explanation of Changes

None.

Fiscal 2022 Capital Budget

WATER PROJECTS

Project: W8218-WATER CONTINGENCY FUND

(In Thousands)	Five Year Capital Program										Master Plan			
	Prior Appr.	FY2022 Budget	Appr. Total	Fiscal 2023	Fiscal 2024	Fiscal 2025	Fiscal 2026	Fiscal 2027	Sub Total	Fiscal 2028	Fiscal 2029	Fiscal 2030	Fiscal 2031	Total Project
PLANS & ENGINEERING	0	0	0	0	0	0	0	0	0	0	0	0	0	0
CONSTRUCTION	4,650	0	4,650	0	0	0	0	0	0	0	0	0	0	4,650
ADMINISTRATION	0	0	0	0	0	0	0	0	0	0	0	0	0	0
Total Expenditures	4,650	0	4,650	0	0	0	0	0	0	0	0	0	0	4,650
UTILITY CASH	1,265	0	1,265	0	0	0	0	0	0	0	0	0	0	1,265
DEVELOPER CONTRIBUTION	3,000	0	3,000	0	0	0	0	0	0	0	0	0	0	3,000
METRO DISTRICT BOND	300	0	300	0	0	0	0	0	0	0	0	0	0	300
OTHER SOURCES	85	0	85	0	0	0	0	0	0	0	0	0	0	85
Total Funding	4,650	0	4,650	0	0	0	0	0	0	0	0	0	0	4,650

\$753,999 spent and encumbered through February 2021

\$753,999 spent and encumbered through February 2020

Project Status

This project was used as the source of transfers of appropriation for construction of Capital Projects.

Completed FY20 and prior: 1. W8229, Scarlet Oak Drive Water Main Extension; 2. W8223, Cedar Acres Water Main; 3. W8322 Wilde Lake Water Main Rehabilitation

Projects completed FY21: None.

FY 2021 Budget	4,650	0	4,650	0	0	0	0	0	0	0	0	0		4,650
Difference 2021 / 2022	0	0	0	0	0	0	0	0	0	0	0	0	0	0

None.

Project: W8220-FY1998 SHARED WATER FACILITY IMPROVEMENTS

Description

A project for the planning, design and construction of major water facilities, mains, pumping stations, reservoirs and treatment plants in the Baltimore City Central Water System. The improvements are required in order to insure reliability and dependability of the water supply to Howard County.

Justification

The project is a joint effort between Baltimore City, Baltimore County, Anne Arundel County and Howard County. The effort is necessary in order to meet the goals of the Howard County Master Plan for Water and Sewerage.

Remarks

1. Construction funding will be determined based on cost ratios from the planning estimates received from the various jurisdictions.
2. This project is a continuation of Capital Project W8082.

Project Schedule

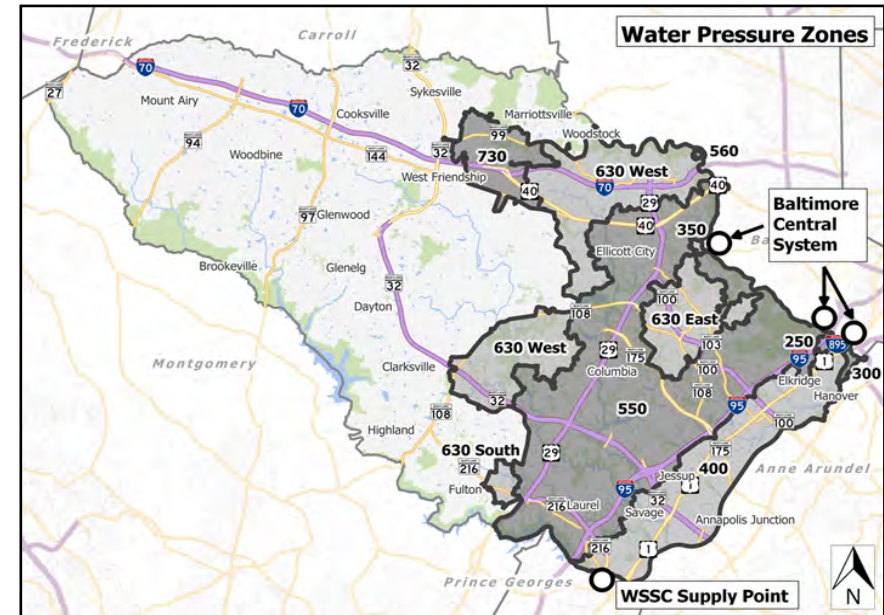
Ongoing program

FY22 - Guilford Reservoir (covers), project complete, close.

Operating Budget Impact

No impact on the Howard County operating budget. Construction is outside of Howard County. Reimbursement of operating cost will be made to Baltimore City through the Baltimore City water user rate charges.

FY2022 Bonds - Annual Debt Service Payment	0
FY2022 Bonds - 20-Year Total Debt Service Payment	0
Total Project Bonds - Annual Debt Service Payment	297,784
Total Project Bonds - 20-Year Total Debt Service Payment	5,955,671



Explanation of Changes

None

Fiscal 2022 Capital Budget

WATER PROJECTS

Project: W8220-FY1998 SHARED WATER FACILITY IMPROVEMENTS

(In Thousands)	Five Year Capital Program										Master Plan			
	Prior Appr.	FY2022 Budget	Appr. Total	Fiscal 2023	Fiscal 2024	Fiscal 2025	Fiscal 2026	Fiscal 2027	Sub Total	Fiscal 2028	Fiscal 2029	Fiscal 2030	Fiscal 2031	Total Project
PLANS & ENGINEERING	1,140	0	1,140	0	0	0	0	0	0	0	0	0	0	1,140
CONSTRUCTION	13,910	0	13,910	0	0	0	0	0	0	0	0	0	0	13,910
ADMINISTRATION	0	0	0	0	0	0	0	0	0	0	0	0	0	0
Total Expenditures	15,050	0	15,050	0	0	0	0	0	0	0	0	0	0	15,050
UTILITY CASH	11,150	0	11,150	0	0	0	0	0	0	0	0	0	0	11,150
METRO DISTRICT BOND	3,900	0	3,900	0	0	0	0	0	0	0	0	0	0	3,900
Total Funding	15,050	0	15,050	0	0	0	0	0	0	0	0	0	0	15,050

\$13,829,160 spent and encumbered through February 2021

\$13,726,606 spent and encumbered through February 2020

Project Status

Completed FY20 and prior: 1. Hillen|Ashburton Transmission Main and Pumping Station; 2. Hillen|Ashburton 64 - inch Bypass Main; 3. The Fullerton Filtration Plant Study

Projects completed FY21: Guilford Reservoir (covers) are under construction

FY 2021 Budget	15,050	0	15,050	0	0	0	0	0	0	0	0	0		15,050
Difference 2021 / 2022	0	0	0	0	0	0	0	0	0	0	0	0	0	0

None.

Fiscal 2022 Capital Budget

WATER PROJECTS

Project: W8245-FY2003 RIGHT of WAY RESTORATION PROGRAM

Description

State and County roads, sidewalks and curbs that are damaged, primarily by water main breaks, require permanent restoration. This effort will provide the capability to repair these facilities to their original condition.

Justification

This project will restore road surfaces, sidewalks and curbs to State|County specifications.

Remarks

1. Project is a replacement of Capital Project W-8183, first funded in FY92
2. Contract services will be utilized to complete these efforts estimated at 350 incidents per year.

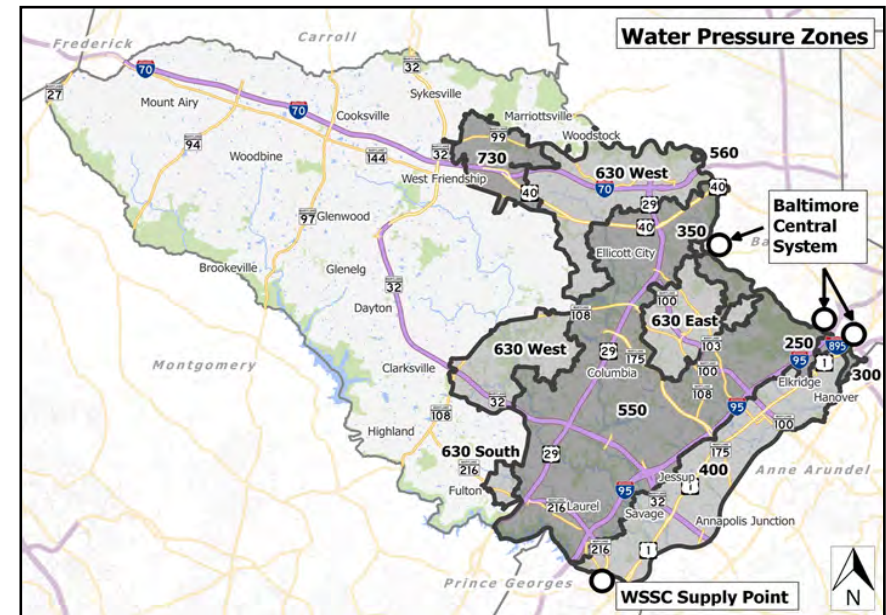
Project Schedule

Ongoing program
 FY21-FY22 - Close. Work effort to continue under W8603 - Water Asset Management Program

Operating Budget Impact

None

FY2022 Bonds - Annual Debt Service Payment	0
FY2022 Bonds - 20-Year Total Debt Service Payment	0
Total Project Bonds - Annual Debt Service Payment	0
Total Project Bonds - 20-Year Total Debt Service Payment	0



Explanation of Changes

None.

Fiscal 2022 Capital Budget

WATER PROJECTS

Project: W8245-FY2003 RIGHT of WAY RESTORATION PROGRAM

(In Thousands)	Five Year Capital Program										Master Plan			
	Prior Appr.	FY2022 Budget	Appr. Total	Fiscal 2023	Fiscal 2024	Fiscal 2025	Fiscal 2026	Fiscal 2027	Sub Total	Fiscal 2028	Fiscal 2029	Fiscal 2030	Fiscal 2031	Total Project
PLANS & ENGINEERING	0	0	0	0	0	0	0	0	0	0	0	0	0	0
CONSTRUCTION	8,447	0	8,447	0	0	0	0	0	0	0	0	0	0	8,447
ADMINISTRATION	176	0	176	0	0	0	0	0	0	0	0	0	0	176
EQUIPMENT & FURNISHINGS	0	0	0	0	0	0	0	0	0	0	0	0	0	0
Total Expenditures	8,623	0	8,623	0	0	0	0	0	0	0	0	0	0	8,623
UTILITY CASH	8,623	0	8,623	0	0	0	0	0	0	0	0	0	0	8,623
Total Funding	8,623	0	8,623	0	0	0	0	0	0	0	0	0	0	8,623

\$6,573,442 spent and encumbered through February 2021

\$6,573,442 spent and encumbered through February 2020

Project Status There are approximately 350 incidents per year.

FY 2021 Budget	8,623	0	8,623	0	0	0	0	0	0	0	0	0		8,623
Difference 2021 / 2022	0	0	0	0	0	0	0	0	0	0	0	0	0	0

None.

Project: W8262-FY2004 GUILFORD ELEVATED WATER TANK

Description

A project for the design and construction of a 2.5 million gallon elevated water storage tank, access roadway and related tank utilities. The new tank will serve the elevation 400 water zone.

Justification

The project was initiated by the Department of Public Works in response to the needs of the County's approved Master Plan for Water and Sewerage. The elevated water tank is required in order to stabilize the pressures in the 400 water zone and meet the future water needs of the area.

Remarks

The project was brought before the Public Works Board on December 10, 2002.

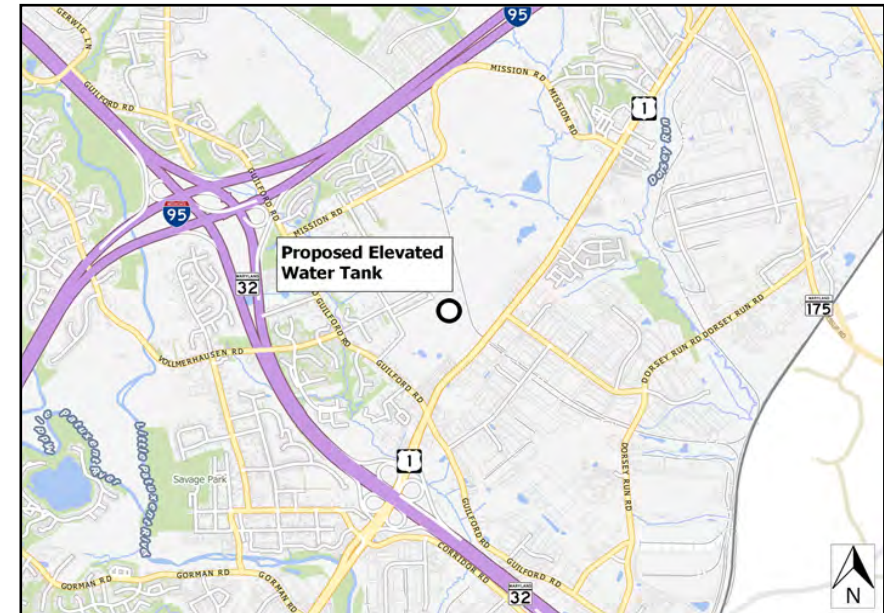
Project Schedule

- FY22 - Construction.
- FY23 - Construction.
- FY24 - Project complete.
- FY25 - Close.

Operating Budget Impact

\$50,000 per year represents the cost of operation and maintenance of the tank.

FY2022 Bonds - Annual Debt Service Payment	0
FY2022 Bonds - 20-Year Total Debt Service Payment	0
Total Project Bonds - Annual Debt Service Payment	496,306
Total Project Bonds - 20-Year Total Debt Service Payment	9,926,118



Explanation of Changes

None.

Fiscal 2022 Capital Budget

WATER PROJECTS

Project: W8262-FY2004 GUILFORD ELEVATED WATER TANK

(In Thousands)	Five Year Capital Program										Master Plan			
	Prior Appr.	FY2022 Budget	Appr. Total	Fiscal 2023	Fiscal 2024	Fiscal 2025	Fiscal 2026	Fiscal 2027	Sub Total	Fiscal 2028	Fiscal 2029	Fiscal 2030	Fiscal 2031	Total Project
PLANS & ENGINEERING	1,795	0	1,795	0	0	0	0	0	0	0	0	0	0	1,795
LAND ACQUISITION	0	0	0	0	0	0	0	0	0	0	0	0	0	0
CONSTRUCTION	15,920	0	15,920	0	0	0	0	0	0	0	0	0	0	15,920
ADMINISTRATION	25	0	25	0	0	0	0	0	0	0	0	0	0	25
Total Expenditures	17,740	0	17,740	0	0	0	0	0	0	0	0	0	0	17,740
UTILITY CASH	11,240	0	11,240	0	0	0	0	0	0	0	0	0	0	11,240
METRO DISTRICT BOND	6,500	0	6,500	0	0	0	0	0	0	0	0	0	0	6,500
Total Funding	17,740	0	17,740	0	0	0	0	0	0	0	0	0	0	17,740

\$7,124,581 spent and encumbered through February 2021

\$2,689,722 spent and encumbered through February 2020

Project Status

Construction to begin in Spring 2021 and will continue into 2023.

FY 2021 Budget	17,740	0	17,740	0	0	0	0	0	0	0	0	0		17,740
Difference 2021 / 2022	0	0	0	0	0	0	0	0	0	0	0	0	0	0

None.

Project: W8265-FY2005 US 29 WATER MAIN/RIVERS MEADOWS DR to BROKEN LAND PKWY

Description

A project for the rehabilitation of the water transmission main located in the vicinity of Broken Land Parkway and US29. Phase 1 - Design and construction of 2,400 LF of 36-inch diameter water main to parallel the existing water transmission main. Phase 2 - Design and replacement of 1,000 LF of 30-inch diameter water transmission main.

Justification

The 30-inch diameter transmission main is the major water supply serving this area of Howard County. Acoustic monitoring of the transmission main revealed premature failures of the prestressing wires in the reinforced concrete cylinder pipe. The failures are attributed to stray electrical currents in the area. The Capital Project will replace the affected portions of the pipeline and provide protective measures against future failures. The parallel main is needed to meet the increased demands as outlined in the Master Plan.

Remarks

1. The project was brought before the Public Works Board on December 9, 2003.
2. Title changed FY2018 to clarify project location. Previous Title: US29 WATER MAIN| BROKEN LAND PARKWAY 30-inch WATER.

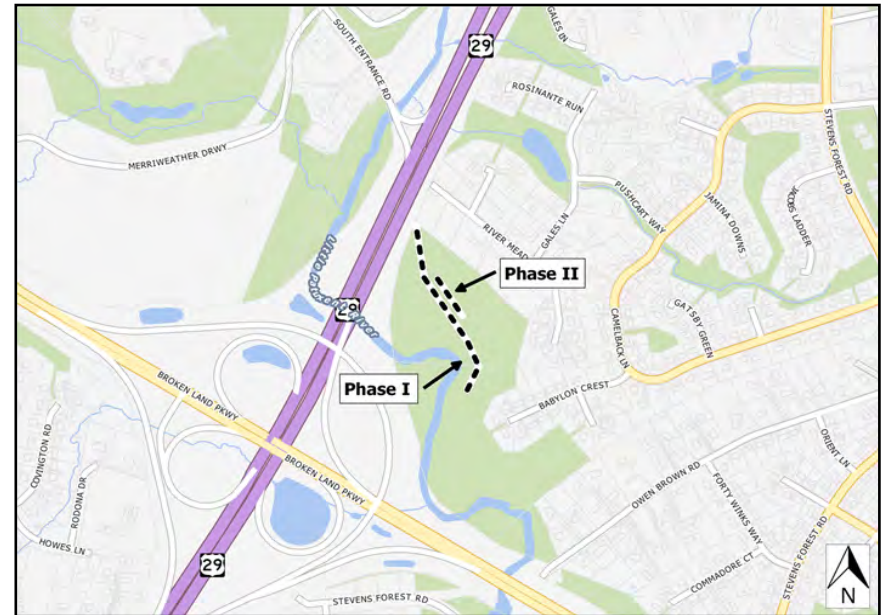
Project Schedule

- FY21 - Phase 2 Construction, complete.
- FY22 - Close.

Operating Budget Impact

\$3,500 per annum represents the cost of operation and maintenance of the proposed parallel water main.

FY2022 Bonds - Annual Debt Service Payment	0
FY2022 Bonds - 20-Year Total Debt Service Payment	0
Total Project Bonds - Annual Debt Service Payment	0
Total Project Bonds - 20-Year Total Debt Service Payment	0



Explanation of Changes

None.

Fiscal 2022 Capital Budget

WATER PROJECTS

Project: W8265-FY2005 US 29 WATER MAIN/RIVERS MEADOWS DR to BROKEN LAND PKWY

(In Thousands)	Five Year Capital Program										Master Plan			
	Prior Appr.	FY2022 Budget	Appr. Total	Fiscal 2023	Fiscal 2024	Fiscal 2025	Fiscal 2026	Fiscal 2027	Sub Total	Fiscal 2028	Fiscal 2029	Fiscal 2030	Fiscal 2031	Total Project
PLANS & ENGINEERING	515	0	515	0	0	0	0	0	0	0	0	0	0	515
LAND ACQUISITION	0	0	0	0	0	0	0	0	0	0	0	0	0	0
CONSTRUCTION	3,945	0	3,945	0	0	0	0	0	0	0	0	0	0	3,945
ADMINISTRATION	20	0	20	0	0	0	0	0	0	0	0	0	0	20
EQUIPMENT & FURNISHINGS	0	0	0	0	0	0	0	0	0	0	0	0	0	0
Total Expenditures	4,480	0	4,480	0	0	0	0	0	0	0	0	0	0	4,480
UTILITY CASH	3,680	0	3,680	0	0	0	0	0	0	0	0	0	0	3,680
IN-AID of CONSTRUCT UTILITIES	800	0	800	0	0	0	0	0	0	0	0	0	0	800
Total Funding	4,480	0	4,480	0	0	0	0	0	0	0	0	0	0	4,480

\$3,022,609 spent and encumbered through February 2021

\$3,022,609 spent and encumbered through February 2020

Project Status

Phase 1 - Complete

Phase 2 - Under Design

FY 2021 Budget	4,480	0	4,480	0	0	0	0	0	0	0	0	0	0	4,480
Difference 2021 / 2022	0	0	0	0	0	0	0	0	0	0	0	0	0	0

None.

Fiscal 2022 Capital Budget

WATER PROJECTS

Project: W8267-FY2005 WATER VALVE MANAGEMENT SYSTEM

Description

The purpose of this project is to exercise and maintain all County owned valves within the water distribution system. That initial phase has been completed. There is an ongoing need to keep a routine valve inspection program.

Justification

Water valves routinely get covered over during paving by property owners or developers. New development can change grades, covering valves and removing tie landmarks. Roadway boxes will fill with debris, and covers can be damaged by traffic, particularly snowplows. For all these reasons, there is a need to operate a program to routinely look at all water system valves. At this point, it is more cost effective to handle this work with contract services as opposed to hiring additional Howard County employees. Valves need to be operational in order to properly operate the water distribution system.

Remarks

1. The valve inspections would start with the largest valves, i.e. 4-inch through 12-inch, on a biannual basis.
2. There are approximately 16,000 valves.

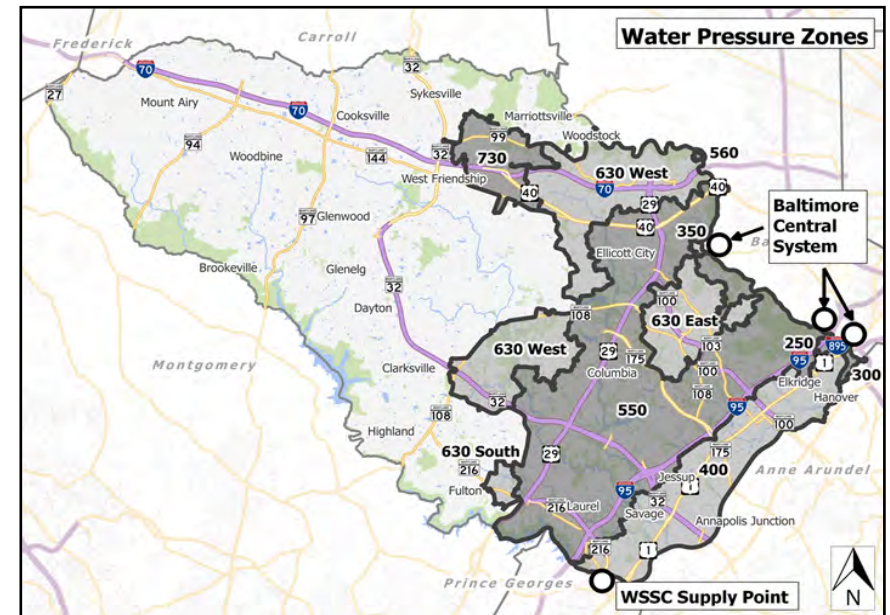
Project Schedule

Ongoing program
FY21-FY22 - Close. Work effort to continue under W8603 - Water Asset Management Program

Operating Budget Impact

No impact on the operating budget.

FY2022 Bonds - Annual Debt Service Payment	0
FY2022 Bonds - 20-Year Total Debt Service Payment	0
Total Project Bonds - Annual Debt Service Payment	79,409
Total Project Bonds - 20-Year Total Debt Service Payment	1,588,179



Explanation of Changes

None.

Fiscal 2022 Capital Budget

WATER PROJECTS

Project: W8267-FY2005 WATER VALVE MANAGEMENT SYSTEM

(In Thousands)	Five Year Capital Program										Master Plan			
	Prior Appr.	FY2022 Budget	Appr. Total	Fiscal 2023	Fiscal 2024	Fiscal 2025	Fiscal 2026	Fiscal 2027	Sub Total	Fiscal 2028	Fiscal 2029	Fiscal 2030	Fiscal 2031	Total Project
PLANS & ENGINEERING	25	0	25	0	0	0	0	0	0	0	0	0	0	25
CONSTRUCTION	3,412	0	3,412	0	0	0	0	0	0	0	0	0	0	3,412
ADMINISTRATION	110	0	110	0	0	0	0	0	0	0	0	0	0	110
EQUIPMENT & FURNISHINGS	40	0	40	0	0	0	0	0	0	0	0	0	0	40
Total Expenditures	3,587	0	3,587	0	0	0	0	0	0	0	0	0	0	3,587
UTILITY CASH	1,427	0	1,427	0	0	0	0	0	0	0	0	0	0	1,427
METRO DISTRICT BOND	1,040	0	1,040	0	0	0	0	0	0	0	0	0	0	1,040
IN-AID of CONSTRUCT UTILITIES	1,120	0	1,120	0	0	0	0	0	0	0	0	0	0	1,120
Total Funding	3,587	0	3,587	0	0	0	0	0	0	0	0	0	0	3,587

\$2,977,072 spent and encumbered through February 2021

\$2,990,167 spent and encumbered through February 2020

Project Status

Completed FY19 and prior: As of November 2018, 8,587 valves have been inspected.

Completed FY20: Yearly ongoing program. As of November 2019, 3,773 additional valves inspected.

FY 2021 Budget	3,587	0	3,587	0	0	0	0	0	0	0	0	0		3,587
Difference 2021 / 2022	0	0	0	0	0	0	0	0	0	0	0	0	0	0

None.

Fiscal 2022 Capital Budget

WATER PROJECTS

Project: W8274-FY 2007 SCADA SYSTEM UPGRADE

(In Thousands)	Five Year Capital Program										Master Plan			
	Prior Appr.	FY2022 Budget	Appr. Total	Fiscal 2023	Fiscal 2024	Fiscal 2025	Fiscal 2026	Fiscal 2027	Sub Total	Fiscal 2028	Fiscal 2029	Fiscal 2030	Fiscal 2031	Total Project
PLANS & ENGINEERING	250	0	250	0	0	0	0	0	0	0	0	0	0	250
LAND ACQUISITION	0	0	0	0	0	0	0	0	0	0	0	0	0	0
CONSTRUCTION	4,700	0	4,700	0	0	0	0	0	0	0	0	0	0	4,700
ADMINISTRATION	115	0	115	0	0	0	0	0	0	0	0	0	0	115
EQUIPMENT & FURNISHINGS	1,900	0	1,900	0	0	0	0	0	0	0	0	0	0	1,900
Total Expenditures	6,965	0	6,965	0	0	0	0	0	0	0	0	0	0	6,965
UTILITY CASH	6,965	0	6,965	0	0	0	0	0	0	0	0	0	0	6,965
Total Funding	6,965	0	6,965	0	0	0	0	0	0	0	0	0	0	6,965

\$3,040,591 spent and encumbered through February 2021

\$3,005,460 spent and encumbered through February 2020

Project Status

Completed FY20 and prior: 1. 24 sewage pump stations converted to cellular and 16 converted to ICBN fiber network; 2. 40 leased telephone lines (copper services) converted to cellular-based system; 3. Upgrades to ICBN network.

Completed FY21: 1. Route 40 Meter #1 and #2; added to the cellular network; 2. Chestnut Hills WPS, Columbia WPS, Harpers Choice EWST and Route 29 WPS added to fiber network; 3. Web accessible Human-Machine Interface (HMI) completed.

FY 2021 Budget	6,965	890	7,855	890	0	0	0	0	890	0	0	0	8,745
Difference 2021 / 2022	0	(890)	(890)	(890)	0	0	0	0	(890)	0	0	0	(1,780)

Prior estimate of total project cost changed to reflect anticipated cost throughout the project schedule.

Project: W8289-FY2009 WATER METER BATTERY REPLACEMENT

Description

This project is to provide for the replacement of the battery systems, radios and meters in the County's existing residential and commercial radio read water metering system that have reached the end of their projected ten (10) year lives. As part of the program, the County will use new integral radio|battery technology more directly related to the meters.

Justification

The water meters (with radio read registers) installed beginning 9 years ago are reaching the end of their battery life. New battery technologies will enable the installation of systems with a 20-year battery life and associated guarantees.

Remarks

1. Early and later installations with smaller numbers.
2. Changeout insides by appointment.
3. Bureau of Utilities to utilize outside contractors and in-house staff to perform changeouts.

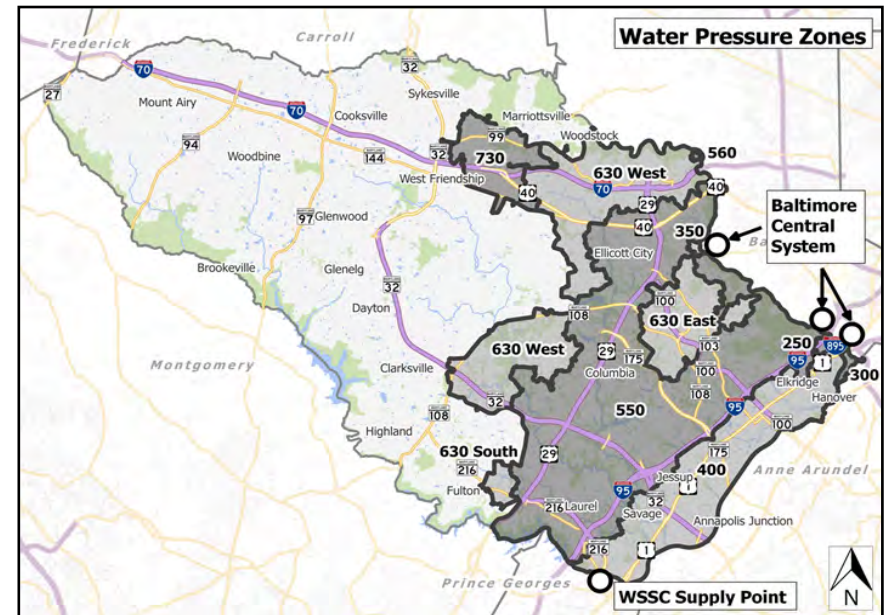
Project Schedule

FY21-FY22 - Continue meter changeouts. Project close. Work effort continues under W8603 - Water Asset Management Program

Operating Budget Impact

Meter radio changeouts being performed by outside contractors and Bureau of Utilities personnel; some overtime expended for inside appointments.

FY2022 Bonds - Annual Debt Service Payment	0
FY2022 Bonds - 20-Year Total Debt Service Payment	0
Total Project Bonds - Annual Debt Service Payment	157,291
Total Project Bonds - 20-Year Total Debt Service Payment	3,145,816



Explanation of Changes

None.

Fiscal 2022 Capital Budget

WATER PROJECTS

Project: W8289-FY2009 WATER METER BATTERY REPLACEMENT

(In Thousands)	Five Year Capital Program									Master Plan				
	Prior Appr.	FY2022 Budget	Appr. Total	Fiscal 2023	Fiscal 2024	Fiscal 2025	Fiscal 2026	Fiscal 2027	Sub Total	Fiscal 2028	Fiscal 2029	Fiscal 2030	Fiscal 2031	Total Project
PLANS & ENGINEERING	10	0	10	0	0	0	0	0	0	0	0	0	0	10
LAND ACQUISITION	0	0	0	0	0	0	0	0	0	0	0	0	0	0
CONSTRUCTION	1,100	0	1,100	0	0	0	0	0	0	0	0	0	0	1,100
ADMINISTRATION	346	0	346	0	0	0	0	0	0	0	0	0	0	346
EQUIPMENT & FURNISHINGS	17,400	0	17,400	0	0	0	0	0	0	0	0	0	0	17,400
Total Expenditures	18,856	0	18,856	0	0	0	0	0	0	0	0	0	0	18,856
UTILITY CASH	10,033	0	10,033	0	0	0	0	0	0	0	0	0	0	10,033
METRO DISTRICT BOND	2,060	0	2,060	0	0	0	0	0	0	0	0	0	0	2,060
IN-AID of CONSTRUCT UTILITIES	3,763	0	3,763	0	0	0	0	0	0	0	0	0	0	3,763
LEASE	3,000	0	3,000	0	0	0	0	0	0	0	0	0	0	3,000
Total Funding	18,856	0	18,856	0	0	0	0	0	0	0	0	0	0	18,856

\$18,505,323 spent and encumbered through February 2021

\$14,617,636 spent and encumbered through February 2020

Project Status Projects completed FY19 and prior: As of November 2017 - 25,000 meter radio registers were changed out. Approximately 45,000 radio registers remain to be changed.

Completed FY20: Bid and awarded meter replacements contract. Contract duration expected to be three years.

FY 2021 Budget	18,856	0	18,856	0	0	0	0	0	0	0	0	0		18,856
Difference 2021 / 2022	0	0	0	0	0	0	0	0	0	0	0	0	0	0

None.

Project: W8291-FY2009 ELEVATED WATER TANK RECOATING

Description

A project to study and prioritize the cleaning, repairing and recoating of the County water system's existing elevated water storage tanks.

Justification

The County's water system has eleven (11) existing elevated water tanks, ranging in age from 2 to 45 years. One (1) tank is being converted to a reclaimed water tank, one (1) replacement tank for the converted reclaimed tank is under design, and a Fort Meade reclaimed tank is completed and being prepared for ownership transfer to American Water. It is necessary to establish and maintain a rehabilitation program to insure continued reliable operation.

Remarks

This project will be managed by the Bureau of Utilities.

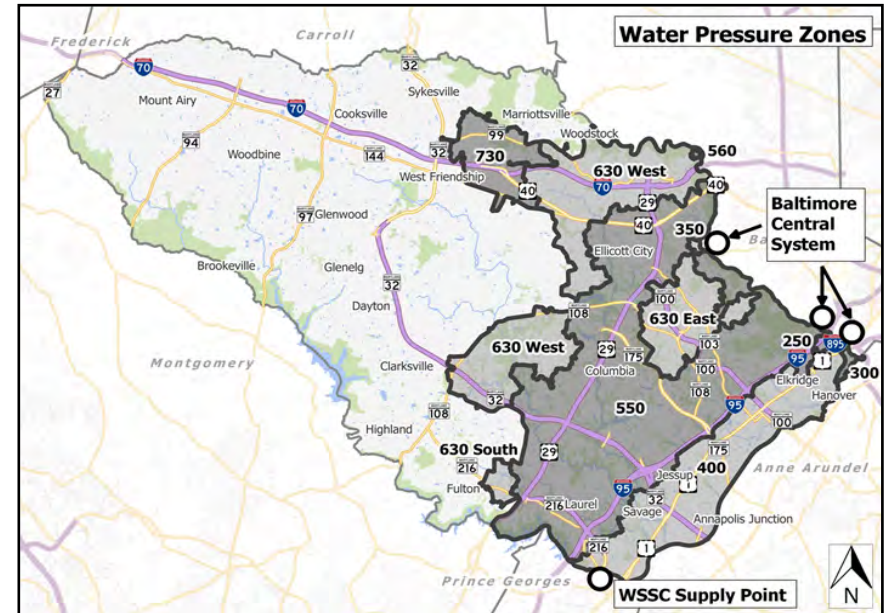
Project Schedule

FY21-FY22 – Project close. Work effort to continue under W8603 - Water Asset Management Program.

Operating Budget Impact

No operating budget impact.

FY2022 Bonds - Annual Debt Service Payment	0
FY2022 Bonds - 20-Year Total Debt Service Payment	0
Total Project Bonds - Annual Debt Service Payment	0
Total Project Bonds - 20-Year Total Debt Service Payment	0



Explanation of Changes

None.

Fiscal 2022 Capital Budget

WATER PROJECTS

Project: W8291-FY2009 ELEVATED WATER TANK RECOATING

(In Thousands)	Five Year Capital Program										Master Plan			
	Prior Appr.	FY2022 Budget	Appr. Total	Fiscal 2023	Fiscal 2024	Fiscal 2025	Fiscal 2026	Fiscal 2027	Sub Total	Fiscal 2028	Fiscal 2029	Fiscal 2030	Fiscal 2031	Total Project
PLANS & ENGINEERING	10	0	10	0	0	0	0	0	0	0	0	0	0	10
CONSTRUCTION	5,450	0	5,450	0	0	0	0	0	0	0	0	0	0	5,450
ADMINISTRATION	164	0	164	0	0	0	0	0	0	0	0	0	0	164
EQUIPMENT & FURNISHINGS	0	0	0	0	0	0	0	0	0	0	0	0	0	0
Total Expenditures	5,624	0	5,624	0	0	0	0	0	0	0	0	0	0	5,624
UTILITY CASH	4,481	0	4,481	0	0	0	0	0	0	0	0	0	0	4,481
IN-AID of CONSTRUCT UTILITIES	1,143	0	1,143	0	0	0	0	0	0	0	0	0	0	1,143
Total Funding	5,624	0	5,624	0	0	0	0	0	0	0	0	0	0	5,624

\$3,729,466 spent and encumbered through February 2021

\$3,516,507 spent and encumbered through February 2020

Project Status

Projects completed FY19 and prior: 1. Routine maintenance of existing water tanks; 2. Alpha Ridge tank cleaned.

Completed FY20: None.

FY 2021 Budget	5,624	0	5,624	0	0	0	0	0	0	0	0	0		5,624
Difference 2021 / 2022	0	0	0	0	0	0	0	0	0	0	0	0	0	0

None.

Project: W8300-FY2011 LEVERING AVENUE WATER MAIN

Description

A project for the design and construction of 6,350 LF of 12-inch water main from Gun Road in the Patapsco State Park in Baltimore County to Levering Avenue in Howard County to US1.

Justification

The water demands in the elevation 400 zone are operating under very high pressure in the existing old (1934) cast iron water main. The proposed 12-inch transmission main will increase the reliability of the water supply in the 400 zone. The improvement is required under the 2008 Howard County Master Plan for Water and Sewerage and is needed to provide for adequate domestic water supply and fire protection.

Remarks

1. The project was brought before the Public Works Board on December 10, 2008 and January 12, 2010.
2. The water main within the Patapsco State Park was constructed in 1935 and is the feed to the Howard County Gun Road Water Supply from Baltimore County. The Department of Natural Resources (DNR) has informed Howard County that the water main within the park has had several failures and presents a hazard to the park. DNR is requiring that the water main through the Park be repaired or replaced.

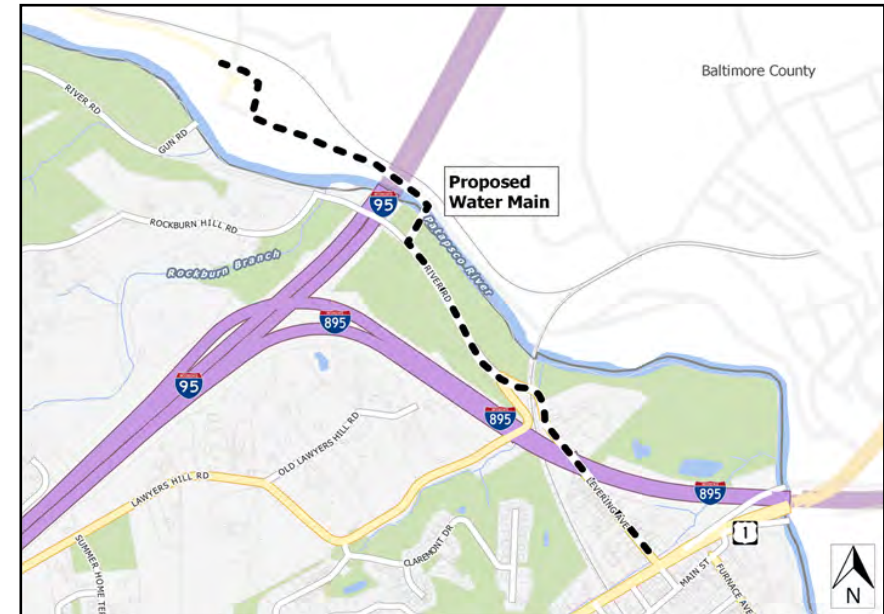
Project Schedule

- FY22 - Construction, project complete.
 FY23 - Close.

Operating Budget Impact

\$9,500 represents the cost of operation and maintenance of the water main.

FY2022 Bonds - Annual Debt Service Payment	0
FY2022 Bonds - 20-Year Total Debt Service Payment	0
Total Project Bonds - Annual Debt Service Payment	320,385
Total Project Bonds - 20-Year Total Debt Service Payment	6,407,691



Explanation of Changes

None.

Fiscal 2022 Capital Budget

WATER PROJECTS

Project: W8300-FY2011 LEVERING AVENUE WATER MAIN

(In Thousands)	Five Year Capital Program										Master Plan			
	Prior Appr.	FY2022 Budget	Appr. Total	Fiscal 2023	Fiscal 2024	Fiscal 2025	Fiscal 2026	Fiscal 2027	Sub Total	Fiscal 2028	Fiscal 2029	Fiscal 2030	Fiscal 2031	Total Project
PLANS & ENGINEERING	706	0	706	0	0	0	0	0	0	0	0	0	0	706
LAND ACQUISITION	200	0	200	0	0	0	0	0	0	0	0	0	0	200
CONSTRUCTION	3,820	0	3,820	0	0	0	0	0	0	0	0	0	0	3,820
ADMINISTRATION	20	0	20	0	0	0	0	0	0	0	0	0	0	20
Total Expenditures	4,746	0	4,746	0	0	0	0	0	0	0	0	0	0	4,746
UTILITY CASH	550	0	550	0	0	0	0	0	0	0	0	0	0	550
METRO DISTRICT BOND	4,196	0	4,196	0	0	0	0	0	0	0	0	0	0	4,196
Total Funding	4,746	0	4,746	0	0	0	0	0	0	0	0	0	0	4,746

\$3,367,654 spent and encumbered through February 2021

\$3,356,474 spent and encumbered through February 2020

Project Status

Water main construction within Patapsco State Park, River Road and Levering Avenue is complete. Patapsco River Crossing under construction.

FY 2021 Budget	4,746	0	4,746	0	0	0	0	0	0	0	0	0		4,746
Difference 2021 / 2022	0	0	0	0	0	0	0	0	0	0	0	0	0	0

None.

Project: W8303-FY2018 ANDERSON AVE MOUND STREET WATER MAIN

Description

A project for the design and construction of 1,000 LF of 12-inch water main along Anderson Avenue from Mound Street to Hanover Road.

Justification

Projected water demands have indicated that a secondary water main loop will be required to provide adequate flows and pressures for the area. The improvement is required under the Howard County Master Plan for Water and Sewerage and is needed to provide for adequate domestic water supply and fire protection.

Remarks

1. The project was brought before the Public Works Board on January 13, 2009.
2. Project schedule revised from FY14 to FY18 to reflect Master Plan priority.
3. Title changed FY2019 to clarify project location.
4. Request represents latest engineer's estimate for construction.

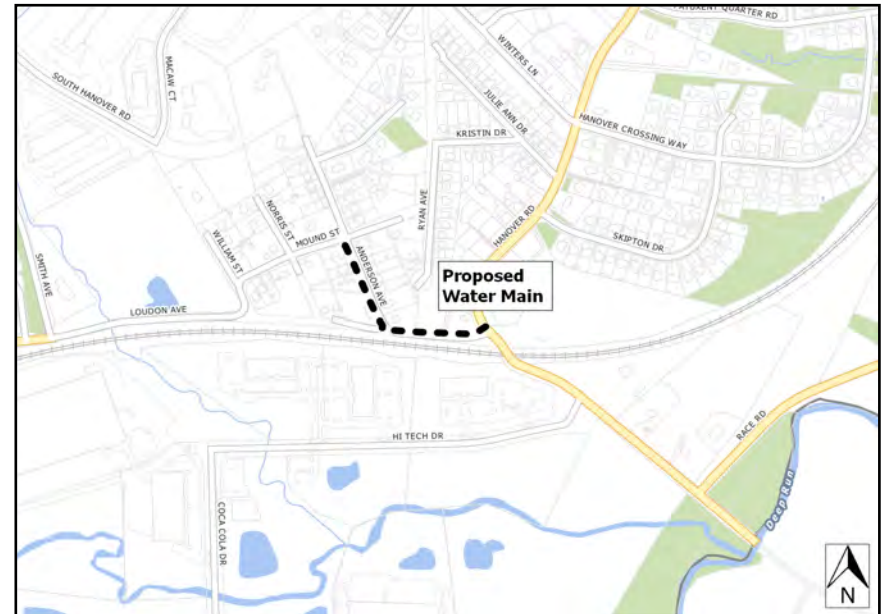
Project Schedule

FY22 - Construction, project complete.
 FY23 - Close.

Operating Budget Impact

\$4,500 represents the cost of operation and maintenance of the water main.

FY2022 Bonds - Annual Debt Service Payment	4,581
FY2022 Bonds - 20-Year Total Debt Service Payment	91,626
Total Project Bonds - Annual Debt Service Payment	78,264
Total Project Bonds - 20-Year Total Debt Service Payment	1,565,273



Explanation of Changes

Request represents latest engineer's estimate for construction.

Fiscal 2022 Capital Budget

WATER PROJECTS

Project: W8303-FY2018 ANDERSON AVE MOUND STREET WATER MAIN

(In Thousands)	Five Year Capital Program										Master Plan			
	Prior Appr.	FY2022 Budget	Appr. Total	Fiscal 2023	Fiscal 2024	Fiscal 2025	Fiscal 2026	Fiscal 2027	Sub Total	Fiscal 2028	Fiscal 2029	Fiscal 2030	Fiscal 2031	Total Project
PLANS & ENGINEERING	220	0	220	0	0	0	0	0	0	0	0	0	0	220
LAND ACQUISITION	15	0	15	0	0	0	0	0	0	0	0	0	0	15
CONSTRUCTION	720	60	780	0	0	0	0	0	0	0	0	0	0	780
ADMINISTRATION	10	0	10	0	0	0	0	0	0	0	0	0	0	10
Total Expenditures	965	60	1,025	0	0	0	0	0	0	0	0	0	0	1,025
METRO DISTRICT BOND	965	60	1,025	0	0	0	0	0	0	0	0	0	0	1,025
Total Funding	965	60	1,025	0	0	0	0	0	0	0	0	0	0	1,025

\$904,555 spent and encumbered through February 2021

\$178,139 spent and encumbered through February 2020

Project Status

Project is under construction.

FY 2021 Budget	965	0	965	0	0	0	0	0	0	0	0	0		965
Difference 2021 / 2022	0	60	60	0	0	0	0	0	0	0	0	0	0	60

Request represents latest engineer's estimate for construction.

Project: W8304-FY2015 COLUMBIA WATER PUMPING STATION IMPROVEMENTS

Description

A project to upgrade the Columbia Water Pumping Station.

Justification

The project will upgrade and increase the pumping capacity at the Columbia Water Pumping Station by upgrading pumps, motors and station controls. The improvement is required under the Howard County Master Plan for Water and Sewerage and is needed to provide for adequate domestic water supply and fire protection to meet the anticipated increased demands in the 630 water zone.

Remarks

The project was brought before the Public Works Board on January 13, 2009.

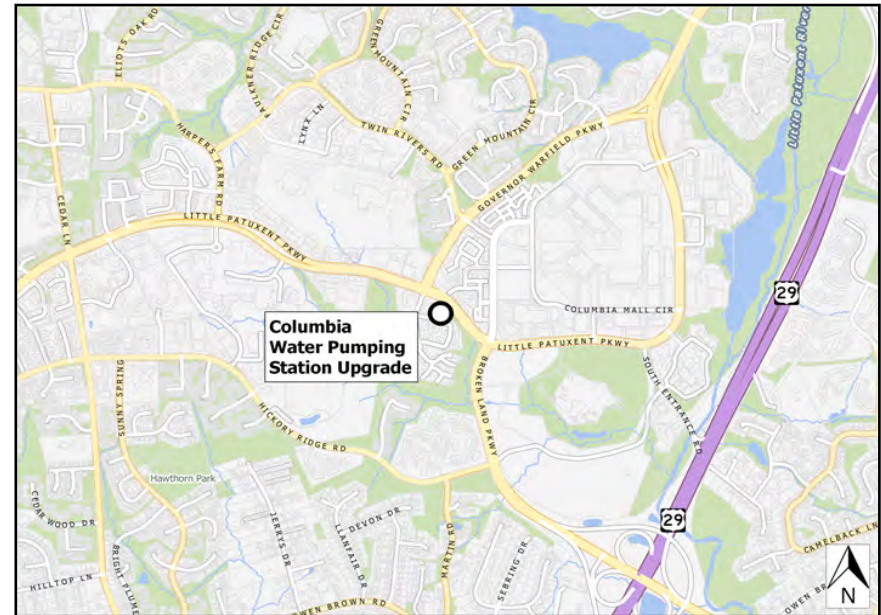
Project Schedule

FY22 - Construction.
 FY23 - Project complete.
 FY24 - Close.

Operating Budget Impact

\$50,000 represents the additional cost of operation and maintenance of the station.

FY2022 Bonds - Annual Debt Service Payment	0
FY2022 Bonds - 20-Year Total Debt Service Payment	0
Total Project Bonds - Annual Debt Service Payment	171,798
Total Project Bonds - 20-Year Total Debt Service Payment	3,435,964



Explanation of Changes

None.

Fiscal 2022 Capital Budget

WATER PROJECTS

Project: W8304-FY2015 COLUMBIA WATER PUMPING STATION IMPROVEMENTS

(In Thousands)	Five Year Capital Program									Master Plan				
	Prior Appr.	FY2022 Budget	Appr. Total	Fiscal 2023	Fiscal 2024	Fiscal 2025	Fiscal 2026	Fiscal 2027	Sub Total	Fiscal 2028	Fiscal 2029	Fiscal 2030	Fiscal 2031	Total Project
PLANS & ENGINEERING	480	0	480	0	0	0	0	0	0	0	0	0	0	480
CONSTRUCTION	2,750	0	2,750	0	0	0	0	0	0	0	0	0	0	2,750
ADMINISTRATION	30	0	30	0	0	0	0	0	0	0	0	0	0	30
Total Expenditures	3,260	0	3,260	0	0	0	0	0	0	0	0	0	0	3,260
METRO DISTRICT BOND	2,250	0	2,250	0	0	0	0	0	0	0	0	0	0	2,250
IN-AID of CONSTRUCT UTILITIES	1,010	0	1,010	0	0	0	0	0	0	0	0	0	0	1,010
Total Funding	3,260	0	3,260	0	0	0	0	0	0	0	0	0	0	3,260

\$321,488 spent and encumbered through February 2021

\$320,976 spent and encumbered through February 2020

Project Status

Project construction will begin after 630 West Zone (W8328) WPS has been operational through Summer 2021.

FY 2021 Budget	3,260	0	3,260	0	0	0	0	0	0	0	0	0		3,260
Difference 2021 / 2022	0	0	0	0	0	0	0	0	0	0	0	0	0	0

None.

Project: W8309-FY2014 MISSION ROAD WATER MAIN LOOP

Description

A project for the design and construction of 4,500 LF of 12-inch water main along Mission Road to Columbia Gateway Drive.

Justification

The project will complete the loop of the elevation 550 water zone along the I-95 corridor. The improvement is required under the Howard County Master Plan for Water and Sewerage and is needed to provide for adequate domestic water supply and fire protection.

Remarks

1. The project was brought before the Public Works Board on January 13, 2009.
2. Project schedule revised from FY22 to FY24 due to the need to loop the water system to provide for adequate fire protection.
3. Request represents Engineering's latest construction cost estimate.

Project Schedule

- FY22 - Design, Construction.
- FY23 - Construction, project complete.
- FY24 - Close.

Operating Budget Impact

\$6,705 represents the cost of operation and maintenance of the water main.

FY2022 Bonds - Annual Debt Service Payment	38,177
FY2022 Bonds - 20-Year Total Debt Service Payment	763,548
Total Project Bonds - Annual Debt Service Payment	244,335
Total Project Bonds - 20-Year Total Debt Service Payment	4,886,704



Explanation of Changes

Prior budget request amended to meet revised estimated project cost and schedule.

Fiscal 2022 Capital Budget

WATER PROJECTS

Project: W8309-FY2014 MISSION ROAD WATER MAIN LOOP

(In Thousands)	Five Year Capital Program									Master Plan				
	Prior Appr.	FY2022 Budget	Appr. Total	Fiscal 2023	Fiscal 2024	Fiscal 2025	Fiscal 2026	Fiscal 2027	Sub Total	Fiscal 2028	Fiscal 2029	Fiscal 2030	Fiscal 2031	Total Project
PLANS & ENGINEERING	250	0	250	0	0	0	0	0	0	0	0	0	0	250
LAND ACQUISITION	400	0	400	0	0	0	0	0	0	0	0	0	0	400
CONSTRUCTION	2,040	500	2,540	0	0	0	0	0	0	0	0	0	0	2,540
ADMINISTRATION	10	0	10	0	0	0	0	0	0	0	0	0	0	10
Total Expenditures	2,700	500	3,200	0	0	0	0	0	0	0	0	0	0	3,200
METRO DISTRICT BOND	2,700	500	3,200	0	0	0	0	0	0	0	0	0	0	3,200
Total Funding	2,700	500	3,200	0	0	0	0	0	0	0	0	0	0	3,200

\$493,383 spent and encumbered through February 2021

\$239,558 spent and encumbered through February 2020

Project Status

Project is under design and land acquisition.

FY 2021 Budget	2,700	0	2,700	0	0	0	0	0	0	0	0	0		2,700
Difference 2021 / 2022	0	500	500	0	0	0	0	0	0	0	0	0	0	500

Prior estimate of total project cost changed to reflect anticipated cost for engineering and construction throughout project schedule.

Project: W8313-FY2011 FIRE HYDRANT INSPECTION PROGRAM

Description

Develop a Fire Hydrant Inspection Program that will include all County owned fire hydrants within the distribution system. The data will be stored in our current database, cataloging specific fire hydrant information such as manufacturer, year installed, size, number of turns, turn direction, and cataloged inspection data for each scheduled inspection. During the inspection process, fire hydrants are to be exercised and their operability verified, and hydrant valves located and exercised. Fire hydrants damaged during the inspection process or found damaged are to be repaired or replaced in this project. Simple lubrication and maintenance will be performed during the inspections.

Justification

Howard County Fire and Rescue has requested that the Bureau of Utilities perform annual inspections on each fire hydrant as part of their ISO program. This will include populating the existing Hansen Database with fire hydrant information for speedier reporting of fire hydrant status, creation of fire hydrant reports, and documentation of inspection information. Exercising the fire hydrants during inspection will verify that the fire hydrants are operational in the event of a fire, and ensure the Fire Department's certification of the fire hydrant inspection requirement. The Bureau of Utilities owns and maintains approximately 10,000 fire hydrants. HCFR is requesting hydraulic modeling of various sites for fire flows from time to time.

Remarks

1. Fire hydrant inspections are done by grids on an annual basis. It is the goal to do a thorough inspection of every Howard County owned fire hydrant once a year.
2. There are approximately 10,000 fire hydrants owned by Howard County.
3. HCFR requirements for modeling and inspections are followed throughout.
4. Defunding analysis performed.

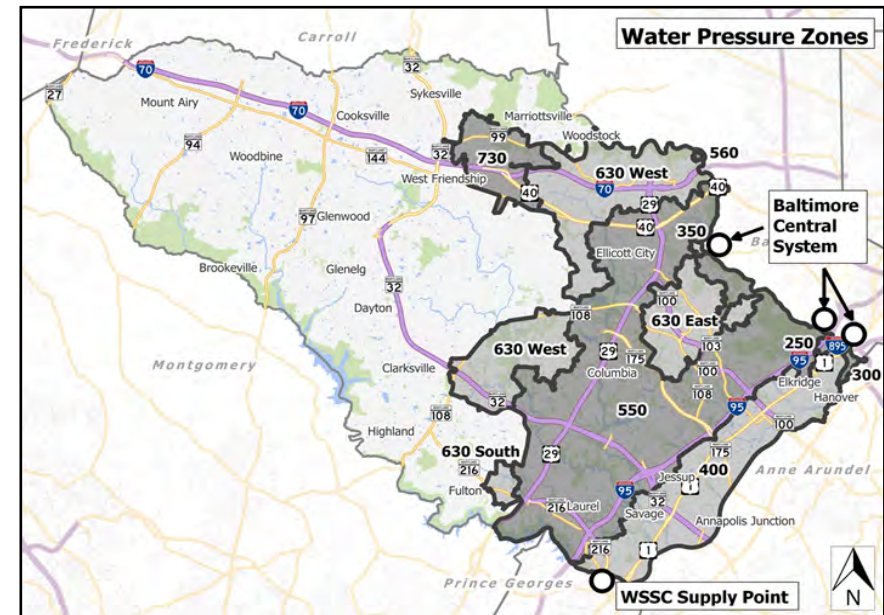
Project Schedule

FY21-FY22 - Close. Work effort to continue under W8603 - Water Asset Management Program.

Operating Budget Impact

No operating budget impact.

FY2022 Bonds - Annual Debt Service Payment	0
FY2022 Bonds - 20-Year Total Debt Service Payment	0
Total Project Bonds - Annual Debt Service Payment	199,973
Total Project Bonds - 20-Year Total Debt Service Payment	3,999,462



Fiscal 2022 Capital Budget

WATER PROJECTS

Project: W8313-FY2011 FIRE HYDRANT INSPECTION PROGRAM

(In Thousands)	Five Year Capital Program										Master Plan			
	Prior Appr.	FY2022 Budget	Appr. Total	Fiscal 2023	Fiscal 2024	Fiscal 2025	Fiscal 2026	Fiscal 2027	Sub Total	Fiscal 2028	Fiscal 2029	Fiscal 2030	Fiscal 2031	Total Project
PLANS & ENGINEERING	700	0	700	0	0	0	0	0	0	0	0	0	0	700
CONSTRUCTION	3,990	0	3,990	0	0	0	0	0	0	0	0	0	0	3,990
ADMINISTRATION	183	0	183	0	0	0	0	0	0	0	0	0	0	183
EQUIPMENT & FURNISHINGS	0	0	0	0	0	0	0	0	0	0	0	0	0	0
Total Expenditures	4,873	0	4,873	0	0	0	0	0	0	0	0	0	0	4,873
UTILITY CASH	1,446	0	1,446	0	0	0	0	0	0	0	0	0	0	1,446
METRO DISTRICT BOND	2,619	0	2,619	0	0	0	0	0	0	0	0	0	0	2,619
IN-AID of CONSTRUCT UTILITIES	808	0	808	0	0	0	0	0	0	0	0	0	0	808
Total Funding	4,873	0	4,873	0	0	0	0	0	0	0	0	0	0	4,873

\$2,563,629 spent and encumbered through February 2021

\$2,563,629 spent and encumbered through February 2020

Project Status

Projects completed FY19 and prior: Yearly inspections of approximately 10,000 hydrants performed.

Completed FY20: As of November 2019, 5,956 hydrants inspected - 60% of yearly inspection total.

FY 2021 Budget	4,873	0	4,873	0	0	0	0	0	0	0	0	0		4,873
Difference 2021 / 2022	0	0	0	0	0	0	0	0	0	0	0	0	0	0

Project: W8320-FY2013 WHISKEY BOTTOM PUMP STATION RELOCATION

Description

A project to relocate the Whiskey Bottom Road pumping station and related suction and discharge pipelines and to increase pumping capacity.

Justification

New agreements with the Washington Suburban Sanitary Commission (WSSC) will allow Howard County to increase the water supply from 5 MGD to 10 MGD. The improvements to the Whiskey Bottom Road pumping station and pipelines will allow Howard County to pump the additional water from WSSC from the elevation 400 water zone to the elevation 550 water zone.

Remarks

The project was brought before the Public Works Board on December 13, 2011.

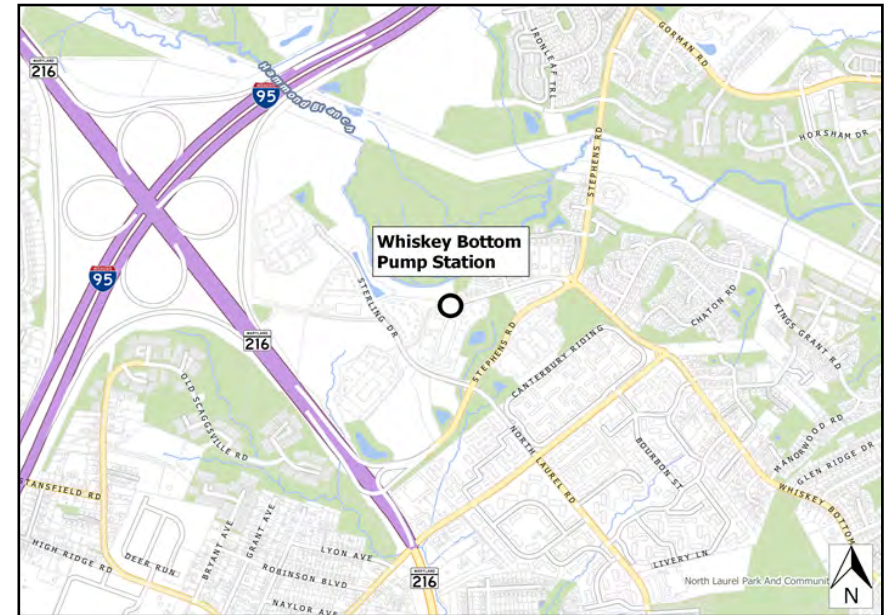
Project Schedule

FY22 - Close.

Operating Budget Impact

The annual additional power cost and the cost of operation and maintenance of the pipelines is estimate at \$25,000.

FY2022 Bonds - Annual Debt Service Payment	0
FY2022 Bonds - 20-Year Total Debt Service Payment	0
Total Project Bonds - Annual Debt Service Payment	419,951
Total Project Bonds - 20-Year Total Debt Service Payment	8,399,023



Explanation of Changes

None.

Fiscal 2022 Capital Budget

WATER PROJECTS

Project: W8320-FY2013 WHISKEY BOTTOM PUMP STATION RELOCATION

(In Thousands)	Five Year Capital Program									Master Plan				
	Prior Appr.	FY2022 Budget	Appr. Total	Fiscal 2023	Fiscal 2024	Fiscal 2025	Fiscal 2026	Fiscal 2027	Sub Total	Fiscal 2028	Fiscal 2029	Fiscal 2030	Fiscal 2031	Total Project
PLANS & ENGINEERING	590	0	590	0	0	0	0	0	0	0	0	0	0	590
LAND ACQUISITION	400	0	400	0	0	0	0	0	0	0	0	0	0	400
CONSTRUCTION	4,500	0	4,500	0	0	0	0	0	0	0	0	0	0	4,500
ADMINISTRATION	10	0	10	0	0	0	0	0	0	0	0	0	0	10
Total Expenditures	5,500	0	5,500	0	0	0	0	0	0	0	0	0	0	5,500
METRO DISTRICT BOND	5,500	0	5,500	0	0	0	0	0	0	0	0	0	0	5,500
Total Funding	5,500	0	5,500	0	0	0	0	0	0	0	0	0	0	5,500

\$4,383,637 spent and encumbered through February 2021

\$4,786,108 spent and encumbered through February 2020

Project Status

Project is complete.

FY 2021 Budget	5,500	0	5,500	0	0	0	0	0	0	0	0	0	0	5,500
Difference 2021 / 2022	0	0	0	0	0	0	0	0	0	0	0	0	0	0

None.

Project: W8322-FY2013 WILDE LAKE WATER MAIN STUDY and REHABILITATION

Description

A project to determine the condition of 44,000 feet of water main in the Wilde Lake area and to perform necessary repairs or replacements.

Justification

There have been over 35 water main breaks in the Wilde Lake area. A preliminary study of the water mains in the Wilde Lake area has determined that the cast iron water mains may be subject to corrosion due to stray currents from gas mains and the low resistivity soils in the area, causing corrosion pitting and failure of the iron pipe.

Remarks

1. The project was brought before the Public Works Board on December 13, 2011.
2. Study is complete.
3. Rehabilitation of corroded areas is ongoing.

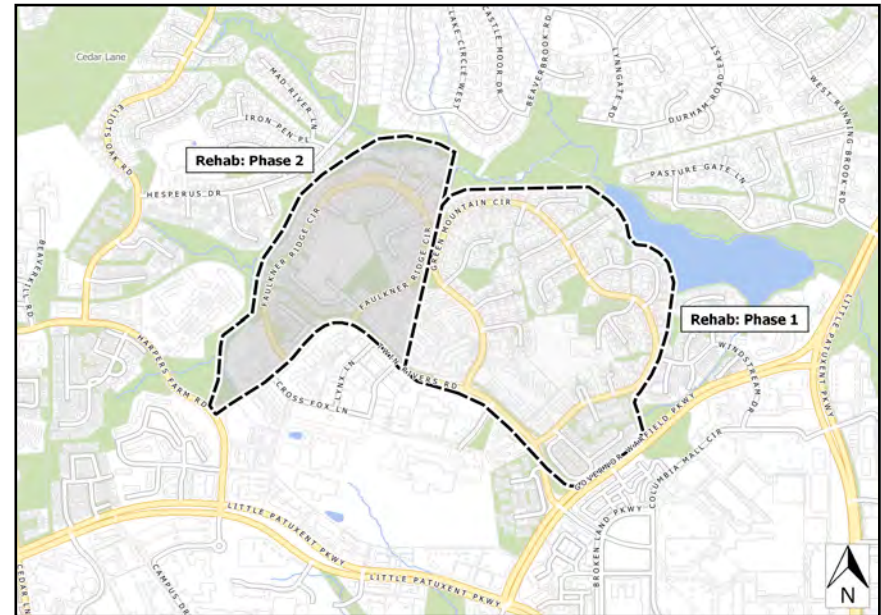
Project Schedule

- FY22 - Phase 2 Construction.
- FY23 - Project complete.
- FY24 - Close.

Operating Budget Impact

The cost of operation and maintenance will be reduced by the reduction of main breaks in this area.

FY2022 Bonds - Annual Debt Service Payment	0
FY2022 Bonds - 20-Year Total Debt Service Payment	0
Total Project Bonds - Annual Debt Service Payment	1,086,910
Total Project Bonds - 20-Year Total Debt Service Payment	21,738,199



Explanation of Changes

None.

Fiscal 2022 Capital Budget

WATER PROJECTS

Project: W8322-FY2013 WILDE LAKE WATER MAIN STUDY and REHABILITATION

(In Thousands)	Five Year Capital Program										Master Plan			
	Prior Appr.	FY2022 Budget	Appr. Total	Fiscal 2023	Fiscal 2024	Fiscal 2025	Fiscal 2026	Fiscal 2027	Sub Total	Fiscal 2028	Fiscal 2029	Fiscal 2030	Fiscal 2031	Total Project
PLANS & ENGINEERING	1,335	0	1,335	0	0	0	0	0	0	0	0	0	0	1,335
LAND ACQUISITION	0	0	0	0	0	0	0	0	0	0	0	0	0	0
CONSTRUCTION	12,850	0	12,850	0	0	0	0	0	0	0	0	0	0	12,850
ADMINISTRATION	50	0	50	0	0	0	0	0	0	0	0	0	0	50
Total Expenditures	14,235	0	14,235	0	0	0	0	0	0	0	0	0	0	14,235
METRO DISTRICT BOND	14,235	0	14,235	0	0	0	0	0	0	0	0	0	0	14,235
Total Funding	14,235	0	14,235	0	0	0	0	0	0	0	0	0	0	14,235

\$12,478,711 spent and encumbered through February 2021

\$7,437,343 spent and encumbered through February 2020

Project Status

Completed FY20 and prior: Piloting of new rehabilitation techniques; Phase 1 construction; Phase 2 design.

Completed FY21: Phase 2 under construction.

FY 2021 Budget	14,235	0	14,235	0	0	0	0	0	0	0	0	0		14,235
Difference 2021 / 2022	0	0	0	0	0	0	0	0	0	0	0	0	0	0

None.

Project: W8324-FY2014 WATER SYSTEM LOOPING FIRE PROTECTION UPGRADE

Description

A project for the design and construction of various water system upgrades and improvements to meet County standards for water system redundancy, pressure and flow rates requirements for fire protection.

Justification

Howard County standards require a 1,500 gallon per minute (gpm) fire flow rate with a 20-psi residual pressure for residential multi-family, commercial, industrial, educational and institutional areas. As development occurs and water use increases, certain areas within the County may require additional water supply loops to maintain the required pressure and flow rates to meet fire protection requirements. The project will provide for minor water main extensions to meet water system requirements.

Remarks

1. Each new project for water system upgrades required for redundancy, pressure or flow will be brought before the Public Works Board for consideration and approval.
2. The project was brought before the Public Works Board on December 11, 2012.

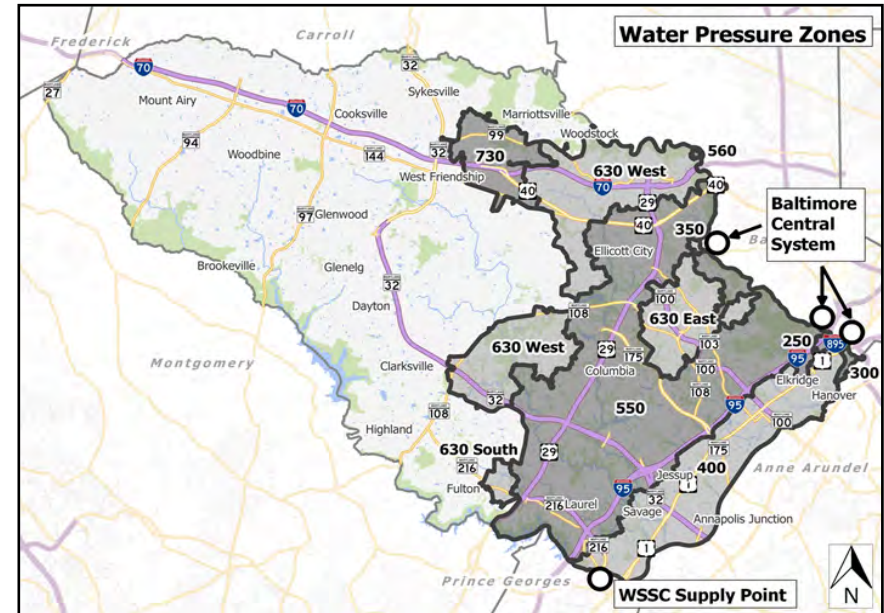
Project Schedule

Ongoing program
 FY23 - Anne Arundel County Emergency Loop, Whiskey Bottom Road.

Operating Budget Impact

The annual cost of operation and maintenance of the water mains is \$1,200.

FY2022 Bonds - Annual Debt Service Payment	0
FY2022 Bonds - 20-Year Total Debt Service Payment	0
Total Project Bonds - Annual Debt Service Payment	532,193
Total Project Bonds - 20-Year Total Debt Service Payment	10,643,853



Explanation of Changes

Prior estimate adjusted to match anticipated engineering and construction schedule.

Fiscal 2022 Capital Budget

WATER PROJECTS

Project: W8324-FY2014 WATER SYSTEM LOOPING FIRE PROTECTION UPGRADE

(In Thousands)	Five Year Capital Program										Master Plan			
	Prior Appr.	FY2022 Budget	Appr. Total	Fiscal 2023	Fiscal 2024	Fiscal 2025	Fiscal 2026	Fiscal 2027	Sub Total	Fiscal 2028	Fiscal 2029	Fiscal 2030	Fiscal 2031	Total Project
PLANS & ENGINEERING	560	0	560	500	300	0	0	0	800	0	0	0	0	1,360
LAND ACQUISITION	460	0	460	100	50	0	0	0	150	0	0	0	0	610
CONSTRUCTION	2,450	0	2,450	1,000	1,500	0	0	0	2,500	0	0	0	0	4,950
ADMINISTRATION	30	0	30	10	10	0	0	0	20	0	0	0	0	50
Total Expenditures	3,500	0	3,500	1,610	1,860	0	0	0	3,470	0	0	0	0	6,970
METRO DISTRICT BOND	3,500	0	3,500	1,610	1,860	0	0	0	3,470	0	0	0	0	6,970
Total Funding	3,500	0	3,500	1,610	1,860	0	0	0	3,470	0	0	0	0	6,970

\$1,165,093 spent and encumbered through February 2021

\$1,170,832 spent and encumbered through February 2020

Project Status

Completed FY20 and prior: 1. Charter Drive; 2. Corridor Road; 3. Waters Edge; 4. Southern District Police Headquarters; 5. Shaker Drive | Allview
 Projects completed FY21: Swan Point Loop.

FY 2021 Budget	3,500	1,610	5,110	1,860	0	0	0	0	1,860	0	0	0		6,970
Difference 2021 / 2022	0	(1,610)	(1,610)	(250)	1,860	0	0	0	1,610	0	0	0	0	0

Prior estimate adjusted to match anticipated engineering and construction schedule.

Project: W8325-FY2014 RECLAIMED WATER SYSTEM DEVELOPMENT

Description

Develop, design, and construct a reclaimed water system to serve various parts of the County with reclaimed water from the LPWRP, or a stand-alone system constructed under this project. This project is to complete and extend the system that was initially constructed under Capital Project S6245, with expansion to other areas of the County's Metro District as customers are identified.

Justification

The first phase of the County's reclaimed water system was constructed under Capital Project S6245, a project that was initiated for the reduction of nitrogen in the discharge of the LPWRP's effluent by the construction of the Enhanced Nutrient Removal Facilities (ENR) and the initial construction of the Reclaimed Water System. This construction has been completed, and the Maryland Department of the Environment (MDE) has released its regulations for the use of Class IV Effluent (Reclaimed Water). The County's reclaimed water system is ready for additional features to enhance its functionality and expand to meet customer demand.

Remarks

1. The existing reclaimed water system consists of a pumping station located at the LPWRP, a pumping station and pipeline to Ft Meade, and a reclaimed water pipeline that extends to the property line of the Dreyer's Ice Cream facility.
2. Initial design and construction funded under this project will be to extend a second reclaimed water pipeline from the pumping station to the Guilford Water Storage (GWS) Tank site on US Rt 1 and to upgrade the GWS Tank to accept reclaimed water. Additional pipelines connecting the tank and other potential users in the vicinity are also expected to be constructed as continuing phases of this project.
3. Additional customers may include construction of scalping plants.
4. OTHER SOURCES represents capital contributions from system users.

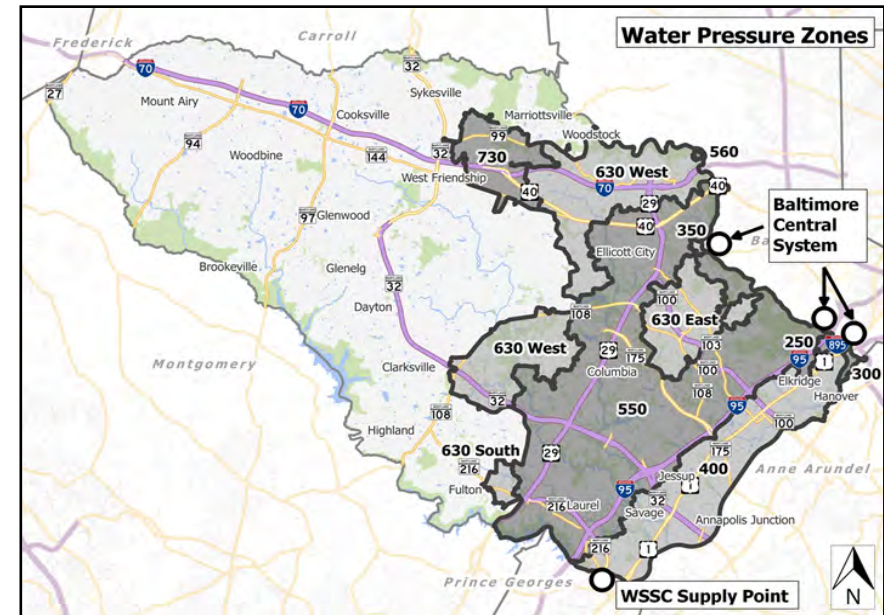
Project Schedule

- FY22 - Master planning for reclaimed system; SCADA upgrades to Ft. Meade RWPS design
- FY23 - Reclaimed system design.
- FY24 - Reclaimed system design and construction of system extensions.

Operating Budget Impact

The operating costs associated with the operation and maintenance of the Reclaimed Water System will be offset by a Reclaimed Water volumetric rate charge approved by the County Council as part of the annual User Fee charges. Revenues generated are anticipated to offset purchased water and sewage treatment cost increases.

FY2022 Bonds - Annual Debt Service Payment	0
FY2022 Bonds - 20-Year Total Debt Service Payment	0
Total Project Bonds - Annual Debt Service Payment	493,557
Total Project Bonds - 20-Year Total Debt Service Payment	9,871,143



Explanation of Changes

Funding aligned with updated Schedule.

Fiscal 2022 Capital Budget

WATER PROJECTS

Project: W8325-FY2014 RECLAIMED WATER SYSTEM DEVELOPMENT

(In Thousands)	Five Year Capital Program										Master Plan			
	Prior Appr.	FY2022 Budget	Appr. Total	Fiscal 2023	Fiscal 2024	Fiscal 2025	Fiscal 2026	Fiscal 2027	Sub Total	Fiscal 2028	Fiscal 2029	Fiscal 2030	Fiscal 2031	Total Project
PLANS & ENGINEERING	700	0	700	200	200	0	0	0	400	0	0	0	0	1,100
CONSTRUCTION	3,805	0	3,805	695	750	0	0	0	1,445	0	0	0	0	5,250
ADMINISTRATION	123	0	123	23	23	0	0	0	46	0	0	0	0	169
Total Expenditures	4,628	0	4,628	918	973	0	0	0	1,891	0	0	0	0	6,519
METRO DISTRICT BOND	4,573	0	4,573	918	973	0	0	0	1,891	0	0	0	0	6,464
OTHER SOURCES	55	0	55	0	0	0	0	0	0	0	0	0	0	55
Total Funding	4,628	0	4,628	918	973	0	0	0	1,891	0	0	0	0	6,519

\$313,734 spent and encumbered through February 2021

\$260,032 spent and encumbered through February 2020

Project Status

Completed FY20 and prior: 1. Reclaimed Water System Master Plan developed; 2. Study performed on scalping plant in Fulton; 3. Alignment Study & Land

Acquisition Study for Reclaimed Pipeline to existing Guilford Tank site completed.

Completed FY21: Master planning for 400 pressure zone reclaimed water system.

FY 2021 Budget	4,628	918	5,546	973	0	0	0	0	973	0	0	0		6,519
Difference 2021 / 2022	0	(918)	(918)	(55)	973	0	0	0	918	0	0	0	0	0

Funding aligned with updated Schedule.

Project: W8327-FY2015 OLD LAWYER HILL ROAD WATER SUPPLY MAIN REPLACEMENT

Description

A project for the replacement of 1,610 LF of 8-inch water main in Old Lawyers Hill Road.

Justification

The existing water main was constructed in 1956 and is cast iron pipe. The water main is a supply source from the Baltimore City water system and operates between 130 and 150 psi, with pressures exceeding 200 psi at its connection to the water main in River Road. Test pits performed on the water main have shown significant corrosion. The replacement of the main is needed to ensure long term fire protection and domestic water supply for the residents along Old Lawyers Hill Road and to maintain a vital water supply source from the Baltimore City water system.

Remarks

1. The water mains on either end of the Old Lawyers Hill Road water main have been replaced or are in the process of being replaced.
2. The project was brought before the Public Works Board on January 14, 2014.
3. The map has been updated to reflect the revised limits of proposed work. The segment north of I895 is now included in the scope of W8300.

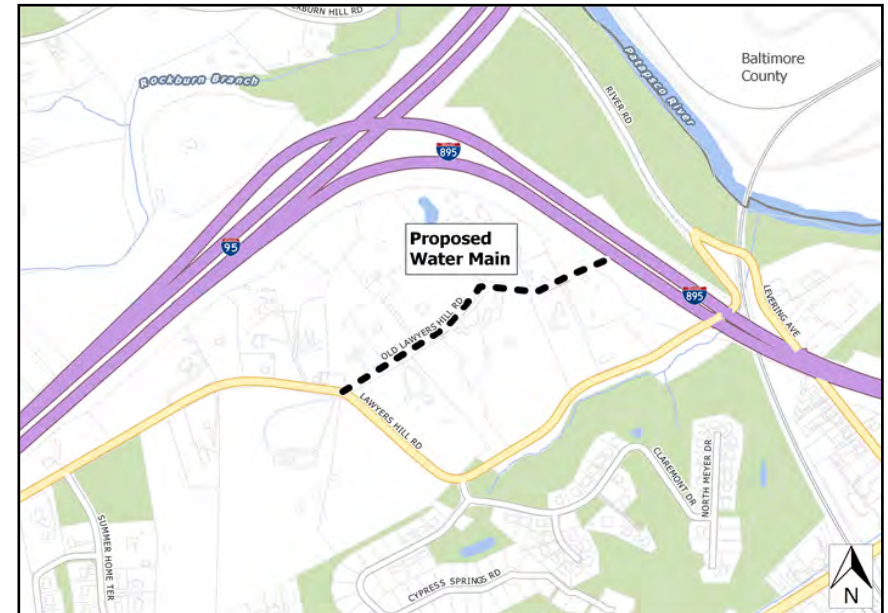
Project Schedule

FY22 - Close.

Operating Budget Impact

The annual cost of operation and maintenance of the water main will be reduced.

FY2022 Bonds - Annual Debt Service Payment	0
FY2022 Bonds - 20-Year Total Debt Service Payment	0
Total Project Bonds - Annual Debt Service Payment	92,389
Total Project Bonds - 20-Year Total Debt Service Payment	1,847,785



Explanation of Changes

None.

Fiscal 2022 Capital Budget

WATER PROJECTS

Project: W8327-FY2015 OLD LAWYER HILL ROAD WATER SUPPLY MAIN REPLACEMENT

(In Thousands)	Five Year Capital Program										Master Plan			
	Prior Appr.	FY2022 Budget	Appr. Total	Fiscal 2023	Fiscal 2024	Fiscal 2025	Fiscal 2026	Fiscal 2027	Sub Total	Fiscal 2028	Fiscal 2029	Fiscal 2030	Fiscal 2031	Total Project
PLANS & ENGINEERING	160	0	160	0	0	0	0	0	0	0	0	0	0	160
CONSTRUCTION	1,030	0	1,030	0	0	0	0	0	0	0	0	0	0	1,030
ADMINISTRATION	20	0	20	0	0	0	0	0	0	0	0	0	0	20
Total Expenditures	1,210	0	1,210	0	0	0	0	0	0	0	0	0	0	1,210
METRO DISTRICT BOND	1,210	0	1,210	0	0	0	0	0	0	0	0	0	0	1,210
Total Funding	1,210	0	1,210	0	0	0	0	0	0	0	0	0	0	1,210

\$768,016 spent and encumbered through February 2021

\$870,653 spent and encumbered through February 2020

Project Status

Project is complete.

FY 2021 Budget	1,210	0	1,210	0	0	0	0	0	0	0	0	0		1,210
Difference 2021 / 2022	0	0	0	0	0	0	0	0	0	0	0	0	0	0

None.

Project: W8328-FY2015 630 WEST ZONE WATER PUMPING STATION

Description

A project for the design and construction of a pumping station to serve the Elevation 630 West water zone.

Justification

The Elevation 630 West water zone extends from Centennial Lane to Guilford Road and encompasses the Villages of Harper's Choice and River Hill and includes portions of Hickory Ridge and Wilde Lake. The zone is supplied primarily by one pumping station, located in the vicinity of Banneker Road in Columbia, and an elevated water storage tank located at Harper's Choice. Any failure of the Columbia Pumping Station will affect Howard County's ability to supply water to the residents and critical institutions located within the 630 West water zone, impacting schools and the Howard County General Hospital.

Remarks

The project was brought before the Public Works Board on January 14, 2014.

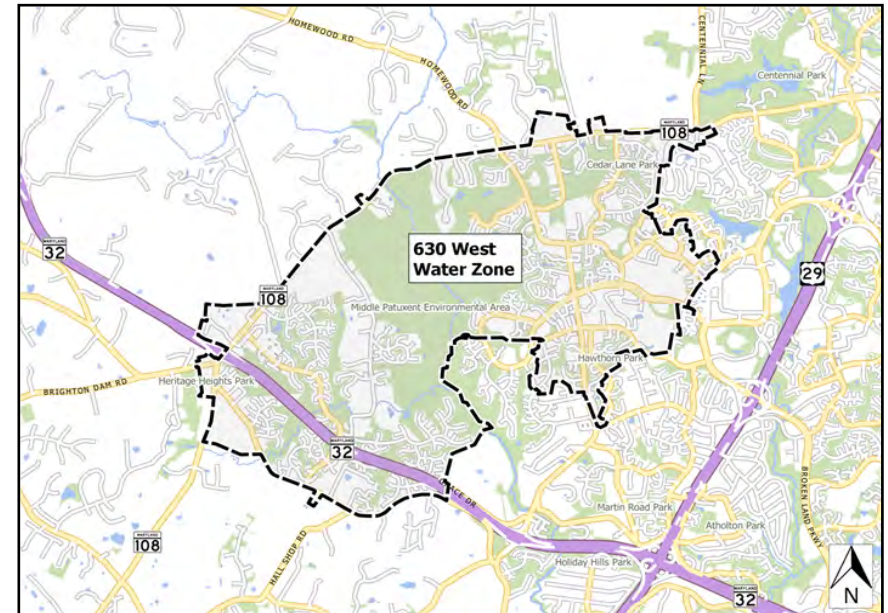
Project Schedule

FY22 - Close.

Operating Budget Impact

The annual cost of operation and maintenance of the pumping station is \$50,000.

FY2022 Bonds - Annual Debt Service Payment	0
FY2022 Bonds - 20-Year Total Debt Service Payment	0
Total Project Bonds - Annual Debt Service Payment	763,548
Total Project Bonds - 20-Year Total Debt Service Payment	15,270,951



Explanation of Changes

None.

Fiscal 2022 Capital Budget

WATER PROJECTS

Project: W8328-FY2015 630 WEST ZONE WATER PUMPING STATION

(In Thousands)	Five Year Capital Program									Master Plan				
	Prior Appr.	FY2022 Budget	Appr. Total	Fiscal 2023	Fiscal 2024	Fiscal 2025	Fiscal 2026	Fiscal 2027	Sub Total	Fiscal 2028	Fiscal 2029	Fiscal 2030	Fiscal 2031	Total Project
PLANS & ENGINEERING	1,750	0	1,750	0	0	0	0	0	0	0	0	0	0	1,750
LAND ACQUISITION	325	0	325	0	0	0	0	0	0	0	0	0	0	325
CONSTRUCTION	7,900	0	7,900	0	0	0	0	0	0	0	0	0	0	7,900
ADMINISTRATION	25	0	25	0	0	0	0	0	0	0	0	0	0	25
Total Expenditures	10,000	0	10,000	0	0	0	0	0	0	0	0	0	0	10,000
METRO DISTRICT BOND	10,000	0	10,000	0	0	0	0	0	0	0	0	0	0	10,000
Total Funding	10,000	0	10,000	0	0	0	0	0	0	0	0	0	0	10,000

\$7,842,035 spent and encumbered through February 2021

\$7,804,136 spent and encumbered through February 2020

Project Status

Project is complete.

FY 2021 Budget	10,000	0	10,000	0	0	0	0	0	0	0	0	0	0	10,000
Difference 2021 / 2022	0	0	0	0	0	0	0	0	0	0	0	0	0	0

None.

Project: W8329-FY2015 PCCP STUDY AND FAILURE MITIGATION

Description

A project to investigate and determine the condition of all prestressed concrete cylinder pipe (PCCP) transmission mains in the water distribution system. The project will include: internal and external inspections; design and construction of inspection facilitating structures; purchasing of repair pipe, parts, and equipment for inspection; and participation in acoustical monitoring and internal inspection of PCCP to maximize the service life.

Justification

Howard County has experienced multiple failures of Prestressed Concrete Cylinder Pipe (PCCP) transmission mains. This project will allow the County to inspect the condition and structural integrity of the PCCP water mains and replace defective portions of the mains before failures occur.

Remarks

1. Project is an ongoing program to inspect PCCP.
2. This project replaced capital project W8207, FY1995 PCCP Study and Failure Mitigation, to allow the capitalization of funds spent under W8207. W8207 was closed after FY2015.

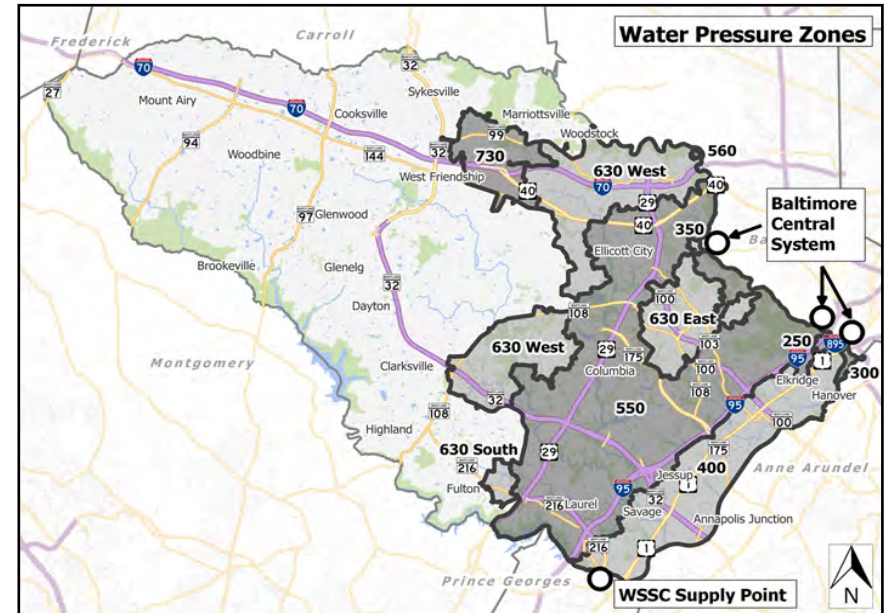
Project Schedule

Ongoing program
 FY21-FY22 - Close. Work effort to continue under W8603 - Water Asset Management Program.

Operating Budget Impact

No impact on operating budget.

FY2022 Bonds - Annual Debt Service Payment	0
FY2022 Bonds - 20-Year Total Debt Service Payment	0
Total Project Bonds - Annual Debt Service Payment	0
Total Project Bonds - 20-Year Total Debt Service Payment	0



Explanation of Changes

None.

Fiscal 2022 Capital Budget

WATER PROJECTS

Project: W8329-FY2015 PCCP STUDY AND FAILURE MITIGATION

(In Thousands)	Five Year Capital Program										Master Plan			
	Prior Appr.	FY2022 Budget	Appr. Total	Fiscal 2023	Fiscal 2024	Fiscal 2025	Fiscal 2026	Fiscal 2027	Sub Total	Fiscal 2028	Fiscal 2029	Fiscal 2030	Fiscal 2031	Total Project
PLANS & ENGINEERING	400	0	400	0	0	0	0	0	0	0	0	0	0	400
CONSTRUCTION	2,500	0	2,500	0	0	0	0	0	0	0	0	0	0	2,500
ADMINISTRATION	110	0	110	0	0	0	0	0	0	0	0	0	0	110
EQUIPMENT & FURNISHINGS	490	0	490	0	0	0	0	0	0	0	0	0	0	490
Total Expenditures	3,500	0	3,500	0	0	0	0	0	0	0	0	0	0	3,500
UTILITY CASH	3,500	0	3,500	0	0	0	0	0	0	0	0	0	0	3,500
Total Funding	3,500	0	3,500	0	0	0	0	0	0	0	0	0	0	3,500

\$1,279,895 spent and encumbered through February 2021

\$985,210 spent and encumbered through February 2020

Project Status

Projects completed FY20 and prior: Inspection and monitoring of prestressed concrete cylinder pipe.

FY 2021 Budget	3,500	0	3,500	0	0	0	0	0	0	0	0	0		3,500
Difference 2021 / 2022	0	0	0	0	0	0	0	0	0	0	0	0	0	0

None.

Project: W8330-FY2017 OLD COLUMBIA PIKE WATER MAIN REHABILITATION/REPLACEMENT

Description

A project to rehabilitate/replace 9,850 LF of 4-inch, 6-inch and 8-inch diameter water mains in Old Columbia Pike between Montgomery Road (MD Route 103) and Main Street (MD Route 144). Scope includes the study, design and construction necessary to relocate and/or replace defective or inadequate portions of pipeline.

Justification

Numerous failures on the water mains installed within the project area have occurred over the past several years. Project area mains are in close proximity to large diameter gas transmission mains which are protected with impressed currents, are located in areas known to have corrosive soils and stray current impacts; each of which are conditions likely to lead to metallic pipe deterioration and/or failure.

Remarks

The project was brought before the Public Works Board on December 8, 2015.

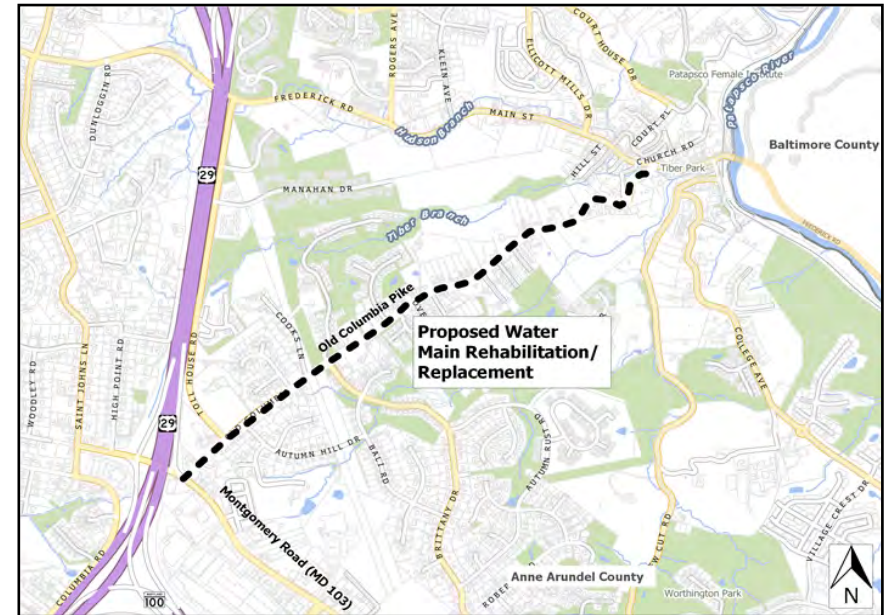
Project Schedule

- FY22 - Construction.
- FY23 - Construction.
- FY24 - Project complete. Close.

Operating Budget Impact

The cost of operation and maintenance will be reduced by the reduction of main breaks in this area.

FY2022 Bonds - Annual Debt Service Payment	0
FY2022 Bonds - 20-Year Total Debt Service Payment	0
Total Project Bonds - Annual Debt Service Payment	421,096
Total Project Bonds - 20-Year Total Debt Service Payment	8,421,930



Explanation of Changes

None.

Fiscal 2022 Capital Budget

WATER PROJECTS

Project: W8330-FY2017 OLD COLUMBIA PIKE WATER MAIN REHABILITATION/REPLACEMENT

(In Thousands)	Five Year Capital Program									Master Plan				
	Prior Appr.	FY2022 Budget	Appr. Total	Fiscal 2023	Fiscal 2024	Fiscal 2025	Fiscal 2026	Fiscal 2027	Sub Total	Fiscal 2028	Fiscal 2029	Fiscal 2030	Fiscal 2031	Total Project
PLANS & ENGINEERING	500	0	500	0	0	0	0	0	0	0	0	0	0	500
CONSTRUCTION	5,000	0	5,000	0	0	0	0	0	0	0	0	0	0	5,000
ADMINISTRATION	15	0	15	0	0	0	0	0	0	0	0	0	0	15
Total Expenditures	5,515	0	5,515	0	0	0	0	0	0	0	0	0	0	5,515
METRO DISTRICT BOND	5,515	0	5,515	0	0	0	0	0	0	0	0	0	0	5,515
Total Funding	5,515	0	5,515	0	0	0	0	0	0	0	0	0	0	5,515

\$416,444 spent and encumbered through February 2021

\$416,444 spent and encumbered through February 2020

Project Status

Project under construction.

FY 2021 Budget	5,515	0	5,515	0	0	0	0	0	0	0	0	0		5,515
Difference 2021 / 2022	0	0	0	0	0	0	0	0	0	0	0	0	0	0

None.

Project: W8331-FY2017 TWIN RIVERS ROAD WATER MAIN REPLACEMENT

Description

A project to replace 6,000 LF of 12-inch diameter water main within Twins Rivers Road; between Governor Warfield Parkway and Harpers Farm Road. Scope includes the design and construction necessary to replace the deteriorating water main.

Justification

Under W8321, a condition assessment was performed on water mains within the Village of Wilde Lake. The results of which determined that there were areas of stray currents as well as corrosive soils in the vicinity; each of which are conditions likely to lead to metallic pipe deterioration and/or failure. Collected data indicates that the Wilde Lake community has experienced a high rate of water mains breaks (35 over the past 15 years). The study determined that the Twin Rivers Road 12-inch diameter water main segment was a priority for replacement.

Remarks

The project was brought before the Public Works Board on December 8, 2015.

Project Schedule

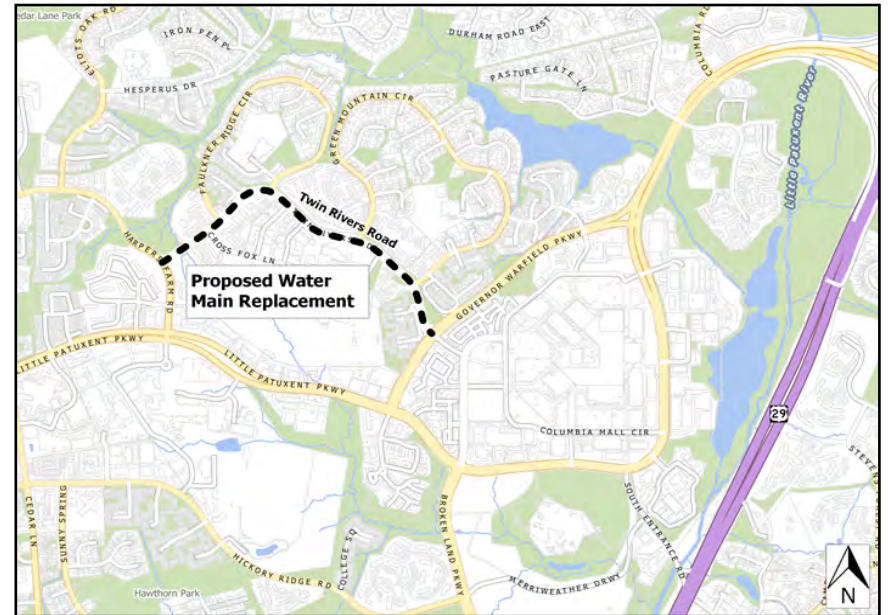
FY21 - Construction, project complete.

FY22 - Close.

Operating Budget Impact

The cost of operation and maintenance will be reduced by the reduction of main breaks in this area.

FY2022 Bonds - Annual Debt Service Payment	0
FY2022 Bonds - 20-Year Total Debt Service Payment	0
Total Project Bonds - Annual Debt Service Payment	195,850
Total Project Bonds - 20-Year Total Debt Service Payment	3,916,999



Explanation of Changes

None.

Fiscal 2022 Capital Budget

WATER PROJECTS

Project: W8331-FY2017 TWIN RIVERS ROAD WATER MAIN REPLACEMENT

(In Thousands)	Five Year Capital Program										Master Plan			
	Prior Appr.	FY2022 Budget	Appr. Total	Fiscal 2023	Fiscal 2024	Fiscal 2025	Fiscal 2026	Fiscal 2027	Sub Total	Fiscal 2028	Fiscal 2029	Fiscal 2030	Fiscal 2031	Total Project
PLANS & ENGINEERING	500	0	500	0	0	0	0	0	0	0	0	0	0	500
CONSTRUCTION	2,050	0	2,050	0	0	0	0	0	0	0	0	0	0	2,050
ADMINISTRATION	15	0	15	0	0	0	0	0	0	0	0	0	0	15
Total Expenditures	2,565	0	2,565	0	0	0	0	0	0	0	0	0	0	2,565
METRO DISTRICT BOND	2,565	0	2,565	0	0	0	0	0	0	0	0	0	0	2,565
Total Funding	2,565	0	2,565	0	0	0	0	0	0	0	0	0	0	2,565

\$1,584,015 spent and encumbered through February 2021

\$1,584,015 spent and encumbered through February 2020

Project Status

Project is under construction.

FY 2021 Budget	2,565	0	2,565	0	0	0	0	0	0	0	0	0		2,565
Difference 2021 / 2022	0	0	0	0	0	0	0	0	0	0	0	0	0	0

None.

Project: W8333 - FY2021 NORTH LAUREL and SAVAGE AREA WATER SYSTEM IMPROVEMENTS

Description

A project for the design and construction of water system improvements within the North Laurel and Savage areas. System modeling, condition assessment, engineering and construction will be performed.

Justification

1. The North Laurel and Savage areas include water mains from the 1960s and have begun to experience breaks at an increasing rate.
2. PlanHoward 2030 emphasized the desire to revitalize the Route 1 corridor. Water main improvements in the North Laurel and Savage area are necessary to support redevelopment and revitalization projects along the Route 1 corridor.

Remarks

Project brought before the Public Works Board on December 10, 2019.

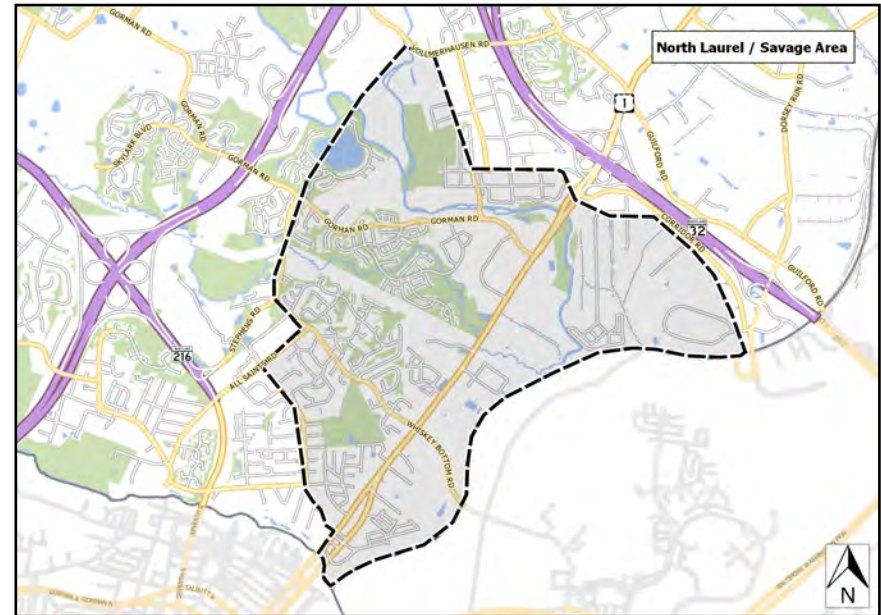
Project Schedule

- FY22 - Design: Route 1 @ Lynn Buff Court - upscale 2,500 LF of 8-inch WM (contract 1-W) to 12-inch.
- FY22 - Study: Evaluate area distribution system needs and develop other defined projects.
- FY23 - Construction: Route 1 @ Lynn Buff Court.

Operating Budget Impact

This project will reduce operating cost, reduce the number of unscheduled and emergency repairs and improve system reliability.

FY2022 Bonds - Annual Debt Service Payment	229,064
FY2022 Bonds - 20-Year Total Debt Service Payment	4,581,285
Total Project Bonds - Annual Debt Service Payment	305,419
Total Project Bonds - 20-Year Total Debt Service Payment	6,108,380



Explanation of Changes

None.

Fiscal 2022 Capital Budget

WATER PROJECTS

Project: W8333 - FY2021 NORTH LAUREL and SAVAGE AREA WATER SYSTEM IMPROVEMENTS

(In Thousands)	Five Year Capital Program									Master Plan				
	Prior Appr.	FY2022 Budget	Appr. Total	Fiscal 2023	Fiscal 2024	Fiscal 2025	Fiscal 2026	Fiscal 2027	Sub Total	Fiscal 2028	Fiscal 2029	Fiscal 2030	Fiscal 2031	Total Project
PLANS & ENGINEERING	1,000	0	1,000	0	0	0	0	0	0	0	0	0	0	1,000
CONSTRUCTION	0	3,000	3,000	0	0	0	0	0	0	0	0	0	0	3,000
Total Expenditures	1,000	3,000	4,000	0	0	0	0	0	0	0	0	0	0	4,000
METRO DISTRICT BOND	1,000	3,000	4,000	0	0	0	0	0	0	0	0	0	0	4,000
Total Funding	1,000	3,000	4,000	0	0	0	0	0	0	0	0	0	0	4,000

\$0 spent and encumbered through February 2021

\$0 spent and encumbered through February 2020

Project Status Lynn Buff Court area improvement is under design. Evaluation of project area underway.

FY 2021 Budget	1,000	3,000	4,000	0	0	0	0	0	0	0	0	0		4,000
Difference 2021 / 2022	0	0	0	0	0	0	0	0	0	0	0	0	0	0

None.

Fiscal 2022 Capital Budget

WATER PROJECTS

Project: W8334 - FY2027 CLARKSVILLE ELEVATED WATER TANK

(In Thousands)				Five Year Capital Program						Master Plan				
Appropriation Object Class	Prior Appr.	FY2022 Budget	Appr. Total	Fiscal 2023	Fiscal 2024	Fiscal 2025	Fiscal 2026	Fiscal 2027	Sub Total	Fiscal 2028	Fiscal 2029	Fiscal 2030	Fiscal 2031	Total Project
PLANS & ENGINEERING	0	0	0	0	0	0	0	1,200	1,200	0	0	0	0	1,200
CONSTRUCTION	0	0	0	0	0	0	0	0	0	0	3,800	0	0	3,800
Total Expenditures	0	0	0	0	0	0	0	1,200	1,200	0	3,800	0	0	5,000
METRO DISTRICT BOND	0	0	0	0	0	0	0	1,200	1,200	0	3,800	0	0	5,000
Total Funding	0	0	0	0	0	0	0	1,200	1,200	0	3,800	0	0	5,000

\$0 spent and encumbered through February 2021

\$0 spent and encumbered through February 2020

Project Status N/A

FY 2021 Budget	0	0	0	0	0	0	0	1,200	1,200	0	3,800	0		5,000
Difference 2021 / 2022	0	0	0	0	0	0	0	0	0	0	0	0	0	0

None.

Project: W8335 - FY2021 ELKRIDGE WPS SUCTION LINE REPLACEMENT

Description

A project to replace 6,500 LF of 36-inch water main in ElkrIDGE, MD. The 36-inch main serves as the suction line to the ElkrIDGE WPS.

Justification

The ElkrIDGE WPS suction line is part of the Southwest Transmission Main and is a critical component of the Howard County water supply from Baltimore City. The transmission main was constructed in 1974 of prestressed concrete cylinder pipe manufactured by the Interpace Corporation. Pipe from this manufacturer and vintage has a history of failures in Howard County. Previously the County has replaced 6,700 LF of the 22,000 LF 36-inch SWTM that was found to be defective. This project is a continuation of that replacement effort.

Remarks

Project brought before the Public Works Board on December 10, 2019.

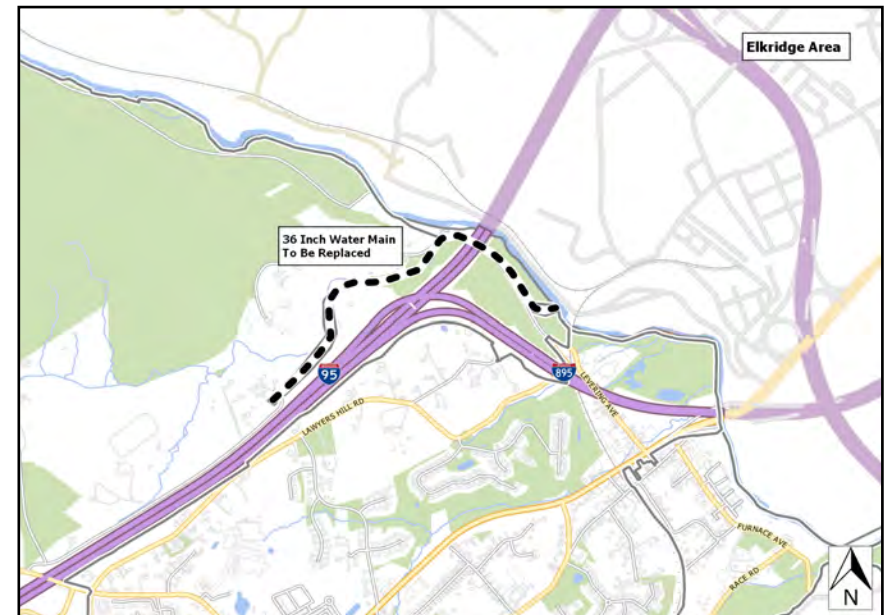
Project Schedule

- FY22 - Study, Design.
- FY23 - Construction.
- FY24 - Construction.
- FY25 - Complete, Close.

Operating Budget Impact

This program will reduce operating cost, reduce the number of unscheduled and therefore emergency repairs.

FY2022 Bonds - Annual Debt Service Payment	0
FY2022 Bonds - 20-Year Total Debt Service Payment	0
Total Project Bonds - Annual Debt Service Payment	1,221,676
Total Project Bonds - 20-Year Total Debt Service Payment	24,433,522



Explanation of Changes

None.

Fiscal 2022 Capital Budget

WATER PROJECTS

Project: W8335 - FY2021 ELKRIDGE WPS SUCTION LINE REPLACEMENT

(In Thousands)	Five Year Capital Program										Master Plan			
	Prior Appr.	FY2022 Budget	Appr. Total	Fiscal 2023	Fiscal 2024	Fiscal 2025	Fiscal 2026	Fiscal 2027	Sub Total	Fiscal 2028	Fiscal 2029	Fiscal 2030	Fiscal 2031	Total Project
PLANS & ENGINEERING	1,000	0	1,000	0	0	0	0	0	0	0	0	0	0	1,000
CONSTRUCTION	0	0	0	15,000	0	0	0	0	15,000	0	0	0	0	15,000
Total Expenditures	1,000	0	1,000	15,000	0	0	0	0	15,000	0	0	0	0	16,000
METRO DISTRICT BOND	1,000	0	1,000	15,000	0	0	0	0	15,000	0	0	0	0	16,000
Total Funding	1,000	0	1,000	15,000	0	0	0	0	15,000	0	0	0	0	16,000

\$196,689 spent and encumbered through February 2021

\$0 spent and encumbered through February 2020

Project Status Developing complete project scope.

FY 2021 Budget	1,000	0	1,000	15,000	0	0	0	0	15,000	0	0	0		16,000
Difference 2021 / 2022	0	0	0	0	0	0	0	0	0	0	0	0	0	0

None.

Fiscal 2022 Capital Budget

WATER PROJECTS

Project: W8600-UTILITY SYSTEMIC ADDITIONS IMPROVEMENTS

Description

A project for the design and construction of various additions and improvements to the water and sewer system or its associated infrastructure.

Justification

Water and sewer, or related system components, deteriorate or become outdated with use and time requiring major improvements or correction beyond routine maintenance.

Remarks

1. The County's operations require modern infrastructure to provide and sustain the level of service to meet the needs of the citizens of the Metropolitan District.
2. This project may be implemented in conjunction with other Capital Projects.
3. GRANT represents anticipated FEMA funding for Ellicott City.

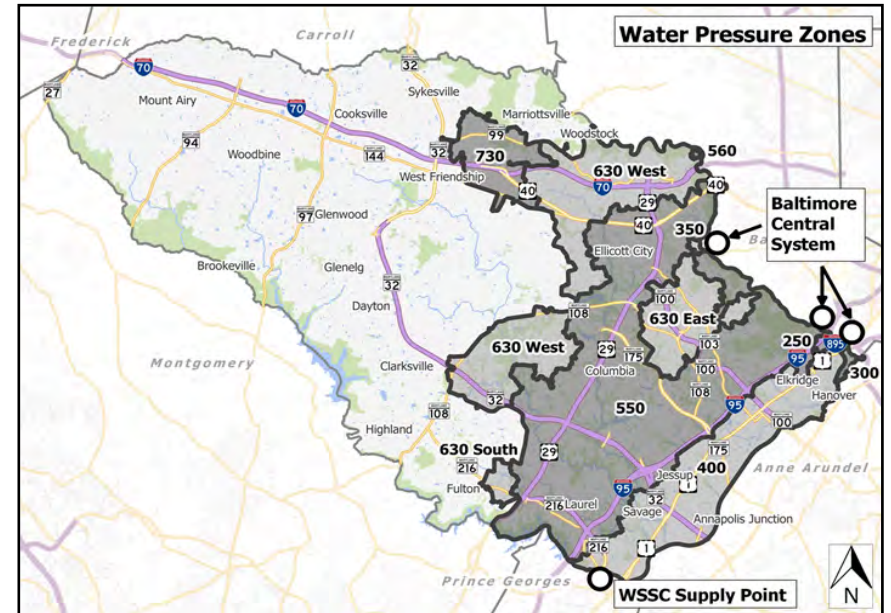
Project Schedule

FY21-FY22 - Close. Work effort to continue under W8603 - Water Asset Management Program.

Operating Budget Impact

None

FY2022 Bonds - Annual Debt Service Payment	0
FY2022 Bonds - 20-Year Total Debt Service Payment	0
Total Project Bonds - Annual Debt Service Payment	610,838
Total Project Bonds - 20-Year Total Debt Service Payment	12,216,761



Explanation of Changes

None.

Fiscal 2022 Capital Budget

WATER PROJECTS

Project: W8600-UTILITY SYSTEMIC ADDITIONS IMPROVEMENTS

(In Thousands)	Five Year Capital Program										Master Plan			
	Prior Appr.	FY2022 Budget	Appr. Total	Fiscal 2023	Fiscal 2024	Fiscal 2025	Fiscal 2026	Fiscal 2027	Sub Total	Fiscal 2028	Fiscal 2029	Fiscal 2030	Fiscal 2031	Total Project
PLANS & ENGINEERING	1,215	0	1,215	0	0	0	0	0	0	0	0	0	0	1,215
LAND ACQUISITION	0	0	0	0	0	0	0	0	0	0	0	0	0	0
CONSTRUCTION	9,200	0	9,200	0	0	0	0	0	0	0	0	0	0	9,200
ADMINISTRATION	0	0	0	0	0	0	0	0	0	0	0	0	0	0
EQUIPMENT & FURNISHINGS	2,500	0	2,500	0	0	0	0	0	0	0	0	0	0	2,500
Total Expenditures	12,915	0	12,915	0	0	0	0	0	0	0	0	0	0	12,915
UTILITY CASH	4,000	0	4,000	0	0	0	0	0	0	0	0	0	0	4,000
GRANTS	915	0	915	0	0	0	0	0	0	0	0	0	0	915
METRO DISTRICT BOND	8,000	0	8,000	0	0	0	0	0	0	0	0	0	0	8,000
Total Funding	12,915	0	12,915	0	0	0	0	0	0	0	0	0	0	12,915

\$11,860,336 spent and encumbered through February 2021

\$11,899,892 spent and encumbered through February 2020

Project Status Completed FY19 and prior: 1. Elevation 400 Water Zone Optimization Study. 2. Utility security assessment. 3. Old Landing Road Pumping Station replacement pumps. 4. Portable emergency pump. 5. Emergency generator sets at the following sewage pumping stations Pine Valley, Meadowridge Road, Mount Hebron and Patapsco. 6. Dorsey Run Sewage Pumping Station replacement pumps. 7. Safety and fall protection at various elevated water tanks. 8. Electronic archiving of as-built water and sewer plans. 9. Decommissioning of Nottingham Way Pumping Station. 10. GIS and Utility Management Support Services. 11. Ellicott City July 2016 Storm related repairs. 12. Tiber Alley Water and Sewer. 13. Partridge Court Sewer. 14. Ellicott City 2018 storm-related repairs. 15. Ellicott Mills WM. 16. Decommissioned North Laurel WWPS. 17. Decommissioned replaced sections of SWTM.

Projects completed FY20: Corridor Square Water Main.

FY 2021 Budget	12,915	0	12,915	0	0	0	0	0	0	0	0	0		12,915
Difference 2021 / 2022	0	0	0	0	0	0	0	0	0	0	0	0	0	0

None.

Fiscal 2022 Capital Budget

WATER PROJECTS

Project: W8601-FY2016 ACQUISITION CONTINGENCY FUND

Description

Project funding will be used to resolve easement and rights-of-way issues on water and sewer projects which have been constructed or special quick response projects of a capital nature requiring title research, appraisals and acquisition.

Justification

This project is provided as a contingency fund for plats, legal fees, title research, appraisal and acquisition on projects that do not have monies funded for this type of work.

Remarks

1. Land acquisition as required.
2. W8601 replaced Capital Project W8146, Acquisition Contingency Fund, to allow the capitalization of funds spent under W8146.

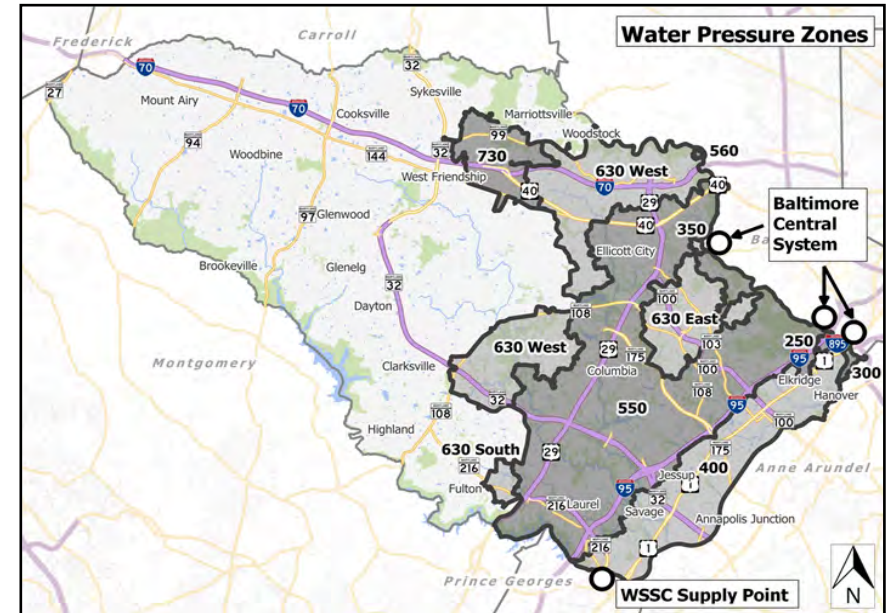
Project Schedule

Ongoing program

Operating Budget Impact

None

FY2022 Bonds - Annual Debt Service Payment	0
FY2022 Bonds - 20-Year Total Debt Service Payment	0
Total Project Bonds - Annual Debt Service Payment	0
Total Project Bonds - 20-Year Total Debt Service Payment	0



Explanation of Changes

None.

Fiscal 2022 Capital Budget

WATER PROJECTS

Project: W8601-FY2016 ACQUISITION CONTINGENCY FUND

(In Thousands)	Five Year Capital Program									Master Plan				
	Prior Appr.	FY2022 Budget	Appr. Total	Fiscal 2023	Fiscal 2024	Fiscal 2025	Fiscal 2026	Fiscal 2027	Sub Total	Fiscal 2028	Fiscal 2029	Fiscal 2030	Fiscal 2031	Total Project
PLANS & ENGINEERING	300	100	400	0	100	0	0	0	100	0	0	0	0	500
LAND ACQUISITION	495	100	595	0	100	0	0	0	100	0	0	0	0	695
ADMINISTRATION	10	5	15	0	5	0	0	0	5	0	0	0	0	20
Total Expenditures	805	205	1,010	0	205	0	0	0	205	0	0	0	0	1,215
UTILITY CASH	705	155	860	0	155	0	0	0	155	0	0	0	0	1,015
IN-AID of CONSTRUCT UTILITIES	100	50	150	0	50	0	0	0	50	0	0	0	0	200
Total Funding	805	205	1,010	0	205	0	0	0	205	0	0	0	0	1,215

\$19,156 spent and encumbered through February 2021

\$3,794 spent and encumbered through February 2020

Project Status

Completed FY20 and prior: 1. Old Frederick Road Water Easement; 2. Hunting Lane Sewer Easement

Projects completed FY21: Old Frederick Road @ Sunnel Lane Sewer Easement.

FY 2021 Budget	805	205	1,010	0	205	0	0	0	205	0	0	0		1,215
Difference 2021 / 2022	0	0	0	0	0	0	0	0	0	0	0	0	0	0

None.

Project: W8602-FY2016 SLEEVES RELOCATIONS AND APPURTENANCES

Description

A project for funding design and construction of sewer and water lines in conjunction with Maryland State Highway Administration (SHA) and Howard County projects prior to construction. This funding will be used to relocate the existing sewer and water mains in the SHA's rights-of-way as a result of road construction, or construct lines prior to Capital Project initiation in the Howard County construction program. The project will also provide funding for the addition of valves and fire hydrants on the existing system, inspection testing, supplies, and equipment for the implementation of the existing system.

Justification

These sleeves, mains, relocations, and appurtenances are required in conjunction with future Howard County and SHA projects. This early construction will reduce construction expenditures in the future.

Remarks

1. W8602 replaced Capital Project W8248, FY2002 Sleeves Relocations & Appurtenances, to allow the capitalization of funds spent under W8248.
2. Request represents the advancement of funds in the Capital Project.

Project Schedule

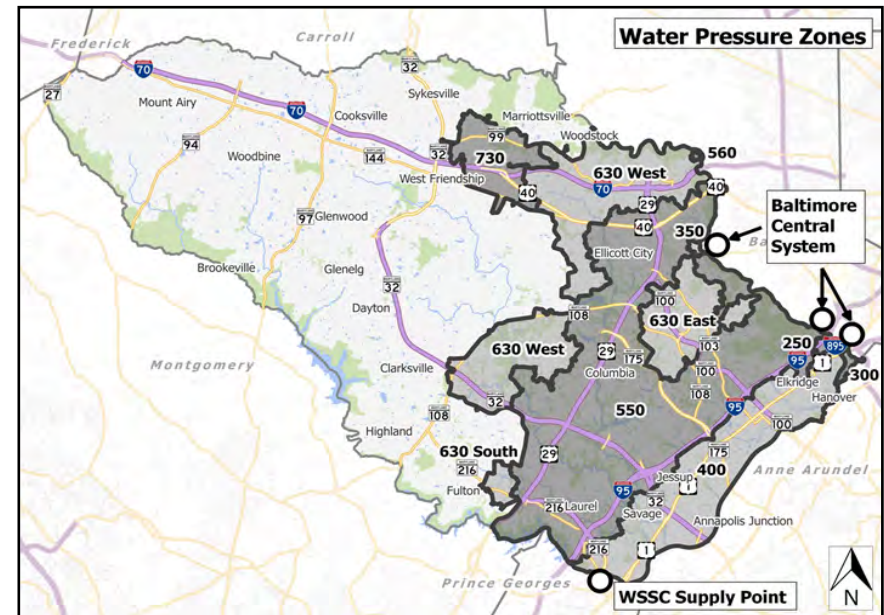
Ongoing program
FY21

1. Patapsco Female Institute (N3959) Sewer Extension.
2. SHA MD103 Project (HO2275187) - water main adjustments.
3. SHA MD 108 (HO1495187) – Water Main Relocation.
4. Carrigan Drive (D1160) Sewer Relocation.
5. Woodcrest Drive (D1158) Sewer Relocation.
6. Nottingham (D1159) Water and Sewer Relocation.
7. Marriottsville Road Improvements (J4205B) - Water Main Relocation.
8. Marriottsville and Route 40 Improvements (J4215) – Water Main Adjustments.
9. Montevideo Relocation Phase 1B, Water and Sewer Relocation.
10. Manors of Oakwood Stream Restoration (D1158) – Sewer Relocation.

Operating Budget Impact

None.

FY2022 Bonds - Annual Debt Service Payment	57,266
FY2022 Bonds - 20-Year Total Debt Service Payment	1,145,321
Total Project Bonds - Annual Debt Service Payment	507,759
Total Project Bonds - 20-Year Total Debt Service Payment	10,155,183



Explanation of Changes

Prior estimate of total project cost changed to reflect anticipated cost for engineering and construction throughout project schedule.

Fiscal 2022 Capital Budget

WATER PROJECTS

Project: W8602-FY2016 SLEEVES RELOCATIONS AND APPURTENANCES

(In Thousands)	Five Year Capital Program									Master Plan				
	Prior Appr.	FY2022 Budget	Appr. Total	Fiscal 2023	Fiscal 2024	Fiscal 2025	Fiscal 2026	Fiscal 2027	Sub Total	Fiscal 2028	Fiscal 2029	Fiscal 2030	Fiscal 2031	Total Project
PLANS & ENGINEERING	2,000	250	2,250	750	0	500	0	0	1,250	0	0	0	0	3,500
CONSTRUCTION	4,000	1,000	5,000	1,000	0	500	0	0	1,500	0	0	0	0	6,500
ADMINISTRATION	50	0	50	50	0	50	0	0	100	0	0	0	0	150
Total Expenditures	6,050	1,250	7,300	1,800	0	1,050	0	0	2,850	0	0	0	0	10,150
UTILITY CASH	2,000	0	2,000	0	0	0	0	0	0	0	0	0	0	2,000
METRO DISTRICT BOND	4,050	750	4,800	1,300	0	550	0	0	1,850	0	0	0	0	6,650
IN-AID of CONSTRUCT UTILITIES	0	500	500	500	0	500	0	0	1,000	0	0	0	0	1,500
Total Funding	6,050	1,250	7,300	1,800	0	1,050	0	0	2,850	0	0	0	0	10,150

\$912,600 spent and encumbered through February 2021

\$912,600 spent and encumbered through February 2020

Project Status

Completed FY20 and prior: SHA Kit Kat Road Improvements.

Projects completed FY21: 1. New Cut Road WMR design and construction (D1165)

FY 2021 Budget	6,050	1,000	7,050	1,000	0	1,010	0	0	2,010	0	0	0		9,060
Difference 2021 / 2022	0	250	250	800	0	40	0	0	840	0	0	0	0	1,090

Prior estimate of total project cost changed to reflect anticipated cost for engineering and construction throughout project schedule.

Project: W8603-FY2020 WATER ASSET MANAGEMENT PROGRAM

Description

A project [program] to coordinate and centralize water utility management efforts in order to extend the useful life of our existing water system assets. Work under this program encompasses program planning, engineering support and management; the maintenance and construction (planned and emergency) necessary and associated with water main and appurtenance maintenance and renewal; and other non-routine maintenance activities necessary to maintain existing and in-place water assets.

Justification

The County's existing water infrastructure is aging. Increased levels of renewal and maintenance are necessary to extend and maintain the useful life of our water assets or restore degrading functionality. This project [program] is the water equivalent to the sewer asset management program.

Remarks

1. Project brought before the Public Works Board on January 08, 2019.
2. W8603 will consolidate and replace capital projects W8206, W8245, W8267, W8289, W8291, W8313, W8329 and W8600.
3. Asset management activities to be performed include (a) Metallic pipeline corrosion remediation, (b) Right-of-way restoration (approx. 350 incidents per year) due to utility repairs, (c) Water valve exercising (approx. 4,000 per year) and maintenance, (d) Water meter battery replacement, (e) Elevated water tank cleaning, repair and recoating, (f) Fire hydrant inspection and maintenance program, (g) PCCP condition assessment and failure mitigation, (h) Systemic additions and improvements.
4. Request represents the advancement of funds in the capital program and the addition of a Fire Hydrant Replacement Program within the overall asset management program.

Project Schedule

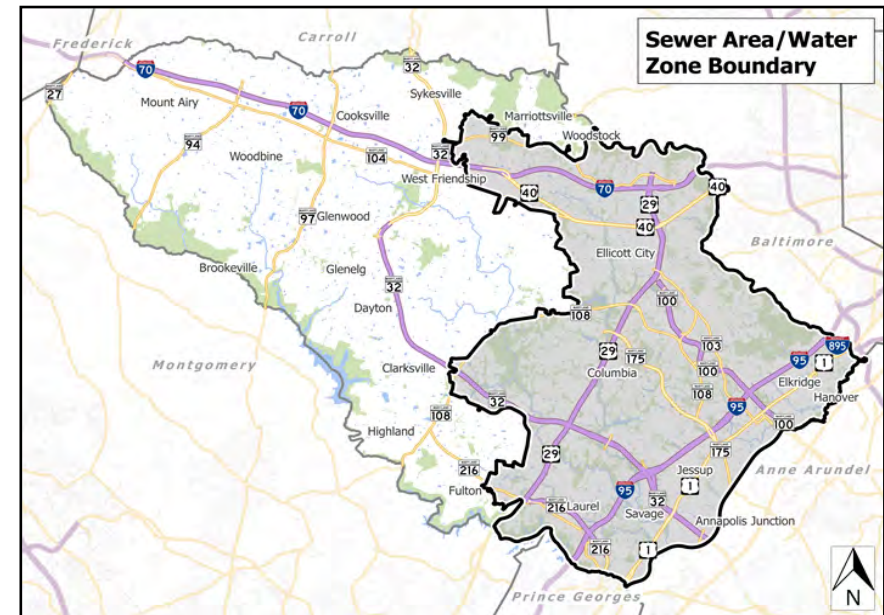
On-going program.

FY21-FY31 - Performance of programmed water asset management, maintenance, renewal or augmentation.

Operating Budget Impact

This program will reduce operating cost, reduce the number of unscheduled and therefore emergency repairs.

FY2022 Bonds - Annual Debt Service Payment	419,951
FY2022 Bonds - 20-Year Total Debt Service Payment	8,399,023
Total Project Bonds - Annual Debt Service Payment	4,199,512
Total Project Bonds - 20-Year Total Debt Service Payment	83,990,232



Explanation of Changes

Master Plan budget estimation extended to FY2031.

Fiscal 2022 Capital Budget

WATER PROJECTS

Project: W8603-FY2020 WATER ASSET MANAGEMENT PROGRAM

(In Thousands)	Five Year Capital Program									Master Plan				
	Prior Appr.	FY2022 Budget	Appr. Total	Fiscal 2023	Fiscal 2024	Fiscal 2025	Fiscal 2026	Fiscal 2027	Sub Total	Fiscal 2028	Fiscal 2029	Fiscal 2030	Fiscal 2031	Total Project
PLANS & ENGINEERING	1,270	800	2,070	1,000	1,000	1,000	900	900	4,800	900	900	900	1,000	10,570
CONSTRUCTION	7,425	6,925	14,350	9,925	9,550	9,550	9,250	9,250	47,525	6,870	6,870	6,245	6,245	88,105
ADMINISTRATION	215	200	415	200	115	115	100	100	630	100	100	100	100	1,445
EQUIPMENT & FURNISHINGS	3,060	3,060	6,120	3,120	0	0	0	0	3,120	0	0	0	0	9,240
Total Expenditures	11,970	10,985	22,955	14,245	10,665	10,665	10,250	10,250	56,075	7,870	7,870	7,245	7,345	109,360
UTILITY CASH	6,500	4,002	10,502	4,062	3,572	3,572	2,127	2,127	15,460	2,127	2,127	2,200	2,250	34,666
METRO DISTRICT BOND	3,000	5,500	8,500	5,700	5,700	5,700	6,730	6,730	30,560	4,350	4,350	3,645	3,595	55,000
IN-AID of CONSTRUCT UTILITIES	2,470	1,483	3,953	4,483	1,393	1,393	1,393	1,393	10,055	1,393	1,393	1,400	1,500	19,694
Total Funding	11,970	10,985	22,955	14,245	10,665	10,665	10,250	10,250	56,075	7,870	7,870	7,245	7,345	109,360

\$3,530,729 spent and encumbered through February 2021

\$1,924 spent and encumbered through February 2020

Project Status

Projects completed FY20: Initial Asset Management Plan.

Projects completed FY21: Various corrosion studies performed; water valve maintenance and exercising performed; Inspection and repair performed on the 36-inch Southwest Transmission Main; water meter and water meter battery replacement; right-of-way patching and clearing from water main breaks; various elevated water storage tank inspections; Route 29 16-inch Interconnection repaired.

FY 2021 Budget	11,970	10,985	22,955	11,045	7,465	7,465	6,020	6,020	38,015	6,020	6,020	6,200		79,210
Difference 2021 / 2022	0	0	0	3,200	3,200	3,200	4,230	4,230	18,060	1,850	1,850	1,045	7,345	30,150

Master Plan budget estimation extended to FY2031 and program cost for a fire hydrant replacement program added.

Project: W8698-ROUTINE WATER EXTENSION PROGRAM

Description

A project to design and construct routine water main extensions in the Metropolitan District requested by landowners.

1. To serve parcels with existing dwellings or an existing dwelling in recorded residential subdivisions where water mains have not been constructed.
2. To serve existing dwellings or businesses on failing private systems as identified by the County Health Department.
3. The routine extensions must also meet the following criteria:
 - a. A written request has been made by a property owner who is without a water main fronting their property.
 - b. Property to be served must abut a County or State road.
 - c. The extension is less than 1,000 feet.
 - d. The extension must be a continuation of a water main currently in service in the same pressure zone.
 - e. Acquisition of utility easements are not required.
 - f. Capacity is available per section 18.122B of the County Code.
 - g. The extension is supported by at least 50% of the abutting property owners.

Justification

This project will provide service in a shorter timeframe for small extensions.

Remarks

See Capital Project S6698 for Routine Sewer Extensions.

Project Schedule

Ongoing program

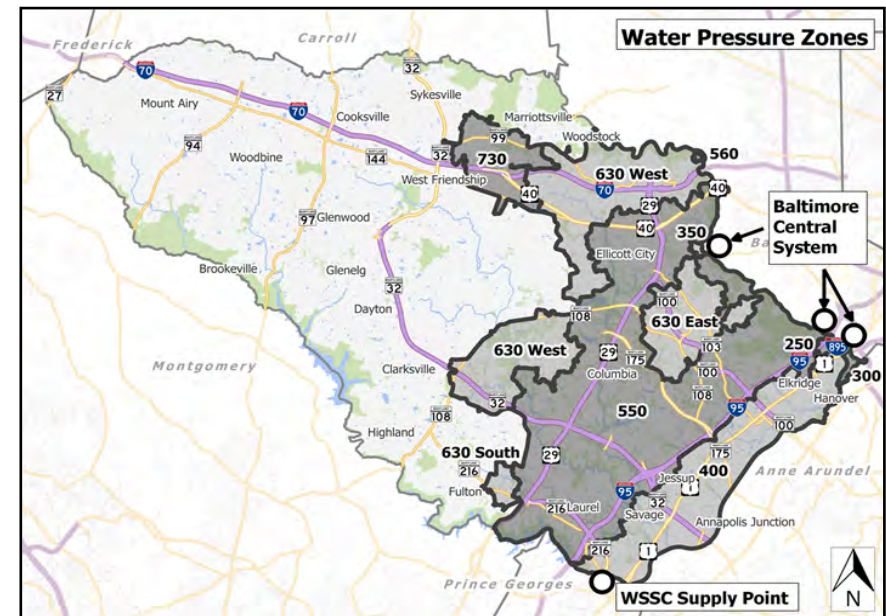
Program eligible Metropolitan District water extension request.

FY22 - Woodleigh Drive Routine Water Extension.

Operating Budget Impact

\$1.50 per foot per year represents the estimated cost of maintenance of water mains (small diameter), valves and easement over the utility.

FY2022 Bonds - Annual Debt Service Payment	0
FY2022 Bonds - 20-Year Total Debt Service Payment	0
Total Project Bonds - Annual Debt Service Payment	751,331
Total Project Bonds - 20-Year Total Debt Service Payment	15,026,616



Explanation of Changes

Advancement of funds not requested based on projected work load.

Fiscal 2022 Capital Budget

WATER PROJECTS

Project: W8698-ROUTINE WATER EXTENSION PROGRAM

(In Thousands)	Five Year Capital Program									Master Plan				
	Prior Appr.	FY2022 Budget	Appr. Total	Fiscal 2023	Fiscal 2024	Fiscal 2025	Fiscal 2026	Fiscal 2027	Sub Total	Fiscal 2028	Fiscal 2029	Fiscal 2030	Fiscal 2031	Total Project
PLANS & ENGINEERING	767	0	767	100	100	100	100	100	500	100	100	100	100	1,667
LAND ACQUISITION	0	0	0	0	0	0	0	0	0	0	0	0	0	0
CONSTRUCTION	3,409	0	3,409	500	500	500	500	500	2,500	500	500	500	500	7,909
ADMINISTRATION	99	0	99	25	25	25	10	10	95	10	10	25	25	264
Total Expenditures	4,275	0	4,275	625	625	625	610	610	3,095	610	610	625	625	9,840
METRO DISTRICT BOND	4,275	0	4,275	625	625	625	610	610	3,095	610	610	625	625	9,840
Total Funding	4,275	0	4,275	625	625	625	610	610	3,095	610	610	625	625	9,840

\$2,571,684 spent and encumbered through February 2021

\$2,509,429 spent and encumbered through February 2020

Project Status

Completed FY20 and prior: 1. Meadowridge Water Main Extension; 2. O'Connor Lane Water Main Extension; 3. Trotter Road Water Main Extension; 4. Howes Lane Water Main Extension; 5. Rodona Drive Water and Sewer Extension; 6. Landing Road Water Main Extension; 7. Hill Street Water Main Extension; 8. US40 Water Main Extension; 9. Mission Road Water Main Extension; 10. Talbots Landing Water and Sewer Extension; 11. Trotter Road Water and Sewer Extension
 Projects completed FY21.: None.

FY 2021 Budget	4,275	625	4,900	625	625	625	610	610	3,095	610	610	625		9,840
Difference 2021 / 2022	0	(625)	(625)	0	0	0	0	0	0	0	0	0	625	0

Advancement of funds not requested based on projected work load.